

**SEARCH MOP - Section 20**  
**Mortality Surveillance**  
**Table of Contents**

<b>20. MORTALITY SURVEILLANCE.....</b>	<b>20-1</b>
20.1. OVERVIEW.....	20-1
20.2. GENERAL PROCEDURES .....	20-1
20.3. NATIONAL DEATH INDEX (NDI) .....	20-3
20.3.1. <i>Steps in the Process of Preparing Your Files for the NDI Search</i> .....	20-3
20.3.2. <i>NDI Results</i> .....	20-5
20.3.3. <i>Reporting SEARCH NDI Results</i> .....	20-6
20.4. ANALYSIS PLAN.....	20-8
APPENDIX A - NDI USER’S GUIDE .....	20-10
APPENDIX B - NDI APPROVAL LETTER FOR SEARCH.....	20-11
APPENDIX C - INSTRUCTIONS FOR IMPORTING AND EXPORTING IN ACCESS .....	20-12
APPENDIX D - NDI REPEAT REQUEST FORM .....	20-13
APPENDIX E - NDI TRANSMITTAL FORM .....	20-14
APPENDIX F - WORKSHEET FOR CALCULATING NDI CHARGES .....	20-15
APPENDIX G - NDI CODED CAUSES OF DEATH.....	20-16
APPENDIX H - ICD-10 CAUSE OF DEATH CODES AND RECODES .....	20-17

## 20. Mortality Surveillance

### 20.1. OVERVIEW

Short term mortality risk in youth with DM is an indicator of quality of health care. It may also be associated with socio-demographic factors including sex, race/ethnicity, socioeconomic status, and access to health care. Few studies have evaluated mortality risk among persons diagnosed with DM during childhood and the majority has been limited to persons with T1D. Aim 3 of the SEARCH Registry study is to assess total and cause-specific mortality among 2002-2008 incident cases for the period from the date of diabetes diagnosis through December 31, 2010.

### 20.2. GENERAL PROCEDURES

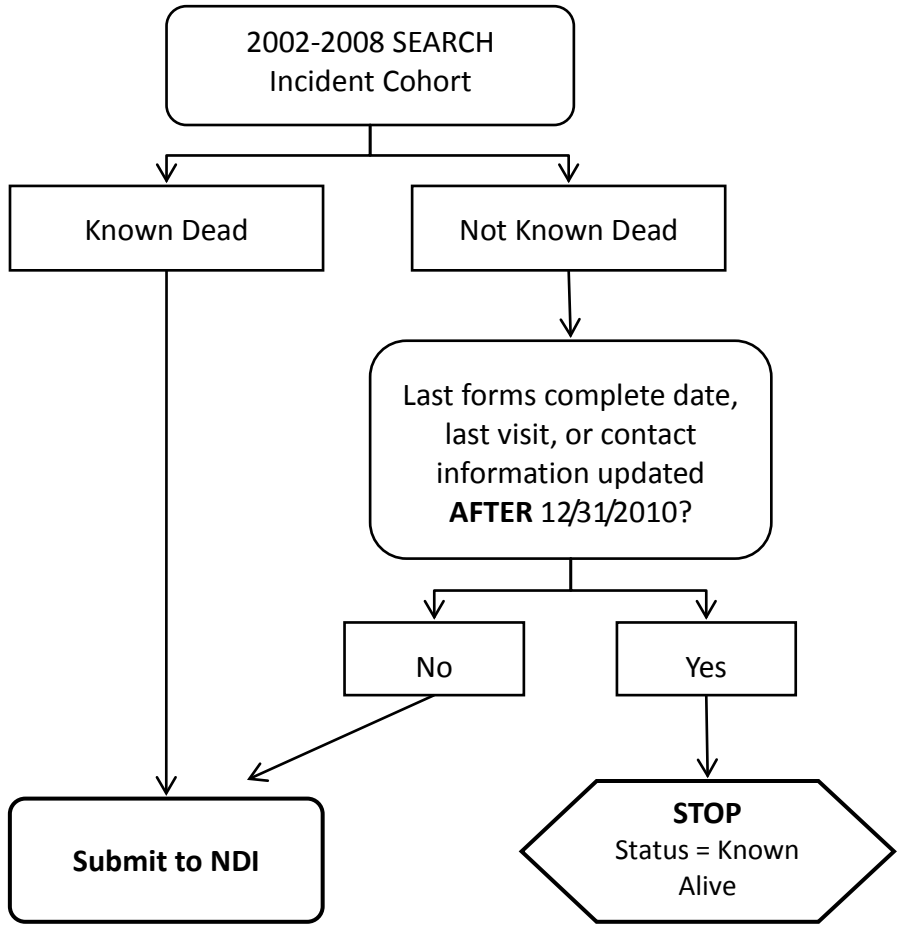
All centers will systematically identify deaths that occur between the date of diabetes diagnosis and December 31, 2010 among youth in the 2002-2008 incident cohorts (including secondary diabetes cases) using the National Death Index (NDI) as the primary source. The NDI will be queried in 2013 to 1) determine whether SEARCH participants who are lost to follow-up or for whom vital status is uncertain have died and 2) obtain cause of death in participants who are known to be deceased, determined from individual case reports of deaths made to the study team during the course of the study. NDI records will be searched for all years through December 31, 2010 for all known deaths and for which vital status between January 1, 2002 and December 31, 2010 cannot be confirmed.

The Coordinating Center will provide a list of the eligible participants (2002-2008 incident cohorts and including secondary diabetes cases) along with the 'last forms complete' date to each center. The centers will then categorize their study participants from the 2002-2008 incident cohorts into three groups: 1) known deceased, 2) known alive, 3) unknown status (see Figure 1). The 'last forms complete date' obtained from a report provided by the Coordinating Center will be used to help determine vital status. This can be supplemented with site-specific information (e.g., medical clinic visit dates, updated contact information forms). For example, if a participant from the 2002 cohort had a last forms complete date of March 15, 2007 and a medical clinic visit on January 15, 2008, then years 2008 through 2010 would need to be searched. If the last forms complete date was after December 31, 2010 or any other site specific data indicating the participant was alive after December 31, 2010, the participant would not be submitted to NDI.

Participants who are known to be deceased between the date of diabetes diagnosis and December 31, 2010 will be submitted in a separate file to the NDI to obtain cause of death. If the date of death is known to have occurred after December 31, 2010, the record should not be submitted to the NDI as NDI currently only has deaths recorded through December

31, 2010. If the date of death is uncertain, the record should be submitted to the NDI. Death certificates and reports of deaths by immediate family members or the participant’s health care provider are considered definitive evidence of mortality and these participants will be submitted to the NDI for verification purposes. Next of kin will not be contacted when a death is identified.

**Figure 1.**



The NDI is a central computerized index of death record information from State vital statistics offices nationwide. Due to HIPAA and IRB considerations that preclude this activity from being done centrally, each center will submit their cases to the NDI following the instructions in *NDI User’s Guide (Appendix A)*. The **NDI Plus service** will be used so that any potential matches are returned with the cause of death codes. The codes are derived from the World Health Organization’s *International Classification of Diseases* for both the underlying and multiple causes of death.

Based on the 9,448 incident 2002-2008 cases registered to date, we anticipate that we will have approximately 46,863 person-years (p-y) of follow-up with a mean follow-up time of 5 years for the cohort (35,836 p-y for T1D; 9.144 p-y for T2D). P-Y of follow-up will be calculated from the date of diagnosis until the date of death or December 31, 2010. We will examine all-cause mortality as well as cause-specific mortality. In the analyses of risk and cause of death using this population-based cohort, we will evaluate the association between mortality and cause-specific mortality by gender, age, race/ethnicity, and DM type and time from diagnosis to death. In addition, targeted exploratory subgroup analysis will be conducted to examine the associations between variables measured at SEARCH visits including history of acute complications.

### 20.3. NATIONAL DEATH INDEX (NDI)

The NDI is a central, computerized index of death-record information maintained by the National Center for Health Statistics. The NDI compares subject-identifying items such as Social Security Number (SSN), name(s), date of birth, sex, race, marital status, state of birth, state of residence, and father's surname with NDI records. For potential matches it returns information on date and state of death, death certificate number, and indicators of the quality of the match: NDI score, class of the match (classes 1–5), and an exact match flag. The NDI computes match scores as sums of weights:  $W_i = \log_2(1/p_i)$ , where  $p_i$  approximates the chance of linked cohort/registry identifying items agreeing in a false match. Weights for agreeing items have positive signs; otherwise signs are negative. **Responsibility for reviewing possible matches and separating correct matches from false matches will be conducted by each site.**

**The NDI User's Guide (Appendix A) provides the details for preparing and submitting your files and receiving your results back from the NDI.** Chapter 1 of the User's Guide (*How to Use the NDI: Steps in the Process*) can be skipped as the application has already been completed and approved by the NDI. The approval letter can be found in **Appendix B**.

#### 20.3.1. *Steps in the Process of Preparing Your Files for the NDI Search*

- a. Prepare your study subjects' records for submission to the NDI following the instructions in Chapter 2 of the NDI User's Guide (**Appendix A**) with the following SEARCH- specific modifications:
  - Data Element #11 Control or Sequence Number: Enter the SEARCH PID
  - Data Element #12 Optional User Data: Use this field to distinguish between Unknown, Deceased, Alive and Duplicate entries:
    - Unknowns: Enter date of last contact in this format (MMDDYY)

- Deceased: Enter DYY (D for Dead and last two digits of year of death).  
Note: if death date is unknown or conflicting, leave YY out of entry
- Known Alive: Enter AYY (A for Alive and the Incident Cohort Year)
- Duplicates: Enter DUP.

b. Helpful Tips:

- It is very important to follow the guidelines provided by the NDI in how to prepare the records in order to avoid having rejected records that may require subsequent submissions.
  - If you are uncertain about some information for an individual, you can submit duplicate records (there is no charge for duplicate records).
  - Entering the header position numbers at the top of the files (Page 6 of the User's Guide) is not required for the submission yet it is encouraged to be used as a personal check prior to submitting the files to the NDI to make sure all data elements line up in their correct position. The header count can be manually entered and removed prior to the submission but it is not required to be removed.
  - An Access database has been created and formatted according to the NDI specifications for those who want to use it. Directions for importing and exporting are contained in **Appendix C**.
  - The pilot sites (CA, CO, OH) will need to resubmit the 2002-2003 records that were previously submitted but only one year (2010) will need to be searched as that year was not available at the NDI at the time the pilot study was conducted.
  - The pilot sites must first mail NCHS a signed *NDI Repeat Request Form* (**Appendix D**). As soon as you receive a letter approving your repeat request (usually within 2 weeks), you may submit your new files for an NDI search.
  - The pilot sites will pay a \$100 repeat search service charge rather than the \$350 initial search service charge.
- c. Files must be password protected using any self-decrypting software, such as PointSec, PGP, or WinZip.

- d. Express mail your CD's containing file(s) of study subjects' records to NCHS. Include a separate *NDI Transmittal Form* (**Appendix E**) for each file, a *Worksheet for Calculating NDI Charges* (**Appendix F**), and your check or purchase order. **NOTE: When calculating the cost, use NDI Plus Service.**
- e. Email your express mail tracking number and your password to open your files.
- f. NDI staff will express mail a password protected CD containing your NDI search results after about two weeks. Your original CD will be returned in the same package.
- g. In the meantime, **review Chapter 3** of the NDI User's Guide (Your NDI Results) to become familiar with the numerous output files you will receive from the NDI.

**NOTE: Whenever you have questions, please call NDI at 301-458-4444 or email at [ndi@cdc.gov](mailto:ndi@cdc.gov). When emailing, always include your phone number and assigned NDI number. The SEARCH assigned NDI numbers are:**

NDI Plus (vital status **UNKNOWN**): Y11-X078

NDI Plus (**KNOWN decedents**): Y11-K078

### 20.3.2. NDI Results

Each center will receive results back on CD-ROMs containing the following:

- a. **K file folder:** 11 files containing output for participants that are known decedents
- b. **X file folder:** 11 files containing output for participants with unknown vital status (lost to follow-up)
- c. **ICD codes folder:** containing information regarding cause of death codes. **Be sure to start with the document "Read Me First". Assessing the match information from the output (found in the K and X folders) should occur before reviewing this information.**
- d. The sites will determine which of the possible NDI record matches are likely to be *true* matches and which ones are only *questionable* matches. This may be done by accessing any or all of the three following files depending on the overall number of possible NDI record matches you have to assess:
  - NDI Retrieval Report (REPORT file)
  - Compressed NDI Retrieval Report (COMPRESS file)

- Combined File of Matching User and NDI Records (COMBINED file)
- e. Once the **true** and **questionable** NDI record matches have been determined, these can be linked to the CAUSE file, which contains the coded causes of death to be reported to the Coordinating Center.
- f. Helpful Tips:
- The files are zipped because of the large amount of information contained on the CD. Be sure that the computer which is used for opening the files has the program, WinZip, installed.
  - The NDI “Combined” is a useful file as it is designed to be imported into a database and computer programs can be written to manipulate the data.
  - The probabilistic scores and status code (see NDI User’s Guide) were found to be very helpful in the pilot study although these two data elements should not be used solely to determine true matches. The pilot study found that it was important to evaluate year of birth, date of death or last contact, place of death, name, and social security number (if available).

### *20.3.3. Reporting SEARCH NDI Results*

The **CAUSE** file will be used to report the NDI results to the Coordinating Center.

- a. Import the CAUSE file into Excel keeping the column headers.
- b. Create a new column called **False** and code any rows that are determined to be false matches as 1. Leave all other rows that are correct/true matches blank.
- c. Remove PHI and blank fields (data elements 1-10, 12-13, 17, 18- Day of death, 19-30, 37) leaving the following data elements:
  - #11: SEARCH PID
  - #14: State of death
  - #14A. Year of death
  - #15. State of death Code
  - #16: Alias record
  - #18: Date of death: Month, Year

- #31: Exact match indicator
- #32: Matching sequence
- #33: Number of possible NDI Record Matches
- #34: Probabilistic score
- #35: Class code
- #36: Status code

#### Underlying Cause of Death

- #38: ICD Code
- #39: ICD Recode
- #40: ICD Recode
- #41: ICD Recode

#### Multiple Causes: Entity-Axis Conditions

- #42 Number of Entity-Axis Conditions and Entity-Access conditions
- #43-#62: 1<sup>st</sup> - 20<sup>th</sup> Condition

#### Multiple Causes: Record-Axis Conditions

- #63 Number of Record-Axis Conditions and Record-Access conditions
- #64-#83: 1<sup>st</sup> -20<sup>th</sup> Condition

The original Excel file that contains the list of PIDs of all eligible participants from the 2002-2008 incident cohorts and date of last forms complete date will be used to report a final disposition for each PID, a date of last known contact to facilitate potential NDI searches in the future, and any necessary comments.

- a. In the column labeled 'date of last contact' add the date of last known contact (this may be the same as the 'date of last forms complete' or could be more recent based on site-specific information from medical clinic visit dates, updated contact information forms or other sources.
- b. In the column labeled 'disposition' report the final disposition.



The possible dispositions are (and will be contained in a dropdown box in the Excel file provided by the Coordinating Center):

- a. Known alive after 12/31/2010 (have SEARCH visit information or site specific information that indicates participant alive)
- b. Known dead after 12/31/2010 (have SEARCH or site specific information that participant died after 12/31/2010)
- c. Could not send to NDI due to lack of information
- d. NDI rejected the record
- e. Known dead before 12/31/2010 but no NDI match
- f. Confirmed dead before 12/31/2010 (NDI match - PID listed in CAUSE file)
- g. Assumed alive between diabetes diagnosis date and 12/31/2010 (no NDI match)
- h. Vital status uncertain - no NDI match (conflicting information – for example: site records indicate participant is dead but evidence is not definitive and no NDI match)
- i. Vital status uncertain - NDI match (NDI match is incorrect).

The cleaned CAUSE file (PHI removed) and Final Disposition file will be uploaded to the Coordinating Center.


#### 20.4. ANALYSIS PLAN

We will examine all-cause mortality as well as cause-specific mortality (diabetes-related and non-diabetes-related) using the underlying cause of death (**Appendix G**). Cause of death will be obtained from the standardized list of causes of death identified according to ICD-10 codes (**Appendix H**). Participants who are known to be dead but an NDI match was not obtained will only be included in the all-cause mortality analysis since cause-specific mortality will be unknown. Matches of all types will be combined, and sensitivity analyses will be conducted based on the probability of the matches. Each individual's contribution to person-years of follow-up will be calculated from date of diabetes diagnosis to either December 31, 2010 or date of death. Cox's proportional hazards and logistic regression models will be used as appropriate to assess the effect of patient characteristics such as gender, age, race/ethnicity, and diabetes type and time from diagnosis on overall and cause-specific mortality. We will also compare the mortality rate in our cohort to that of the US population (or local or state populations) using standardized mortality ratios (SMRs). Sex

and age-specific mortality rates in the standard population will be obtained from NCHS or state registries. These sex/age specific rates will then be multiplied by the person-years of exposure in the corresponding sex/age strata, giving expected numbers of deaths in each stratum. We will sum these expected deaths over all the strata to obtain the overall expected number of deaths. We will then divide the observed number of deaths in our cohort by the expected number to obtain the SMR. The standard error of the SMR (SE) is given by the square root of the observed number of deaths divided by the expected number of deaths. An approximate 95% Confidence Interval will be obtained as  $SMR \pm 1.96*SE$ .

APPENDIX A - NDI USER'S GUIDE

See attached exhibit.



**DRAFT: October 6, 2009**

# **National Death Index**

## ***User's Guide***

**NOTE:** Effective October 6, 2009, this draft document replaces prior drafts as well as the following two NDI documents:

- ***NDI User's Manual***
- ***NDI Plus: Coded Causes of Death***

\*\*\*\*\*

**Before we finalize this document, we would appreciate your input. Please provide comments, questions, and suggestions to:**

**Robert Bilgrad**  
**301-458-4101**  
**[RBilgrad@cdc.gov](mailto:RBilgrad@cdc.gov)**

**Department of Health and Human Services  
Centers for Disease Control and Prevention  
National Center for Health Statistics**

# National Death Index User's Guide

## TABLE OF CONTENTS

<b>Chapter 1</b>	How to Use the NDI: Steps in the Process .....	4
<b>Chapter 2</b>	Preparing Your Records: Record Layout & Coding Specifications .....	5
	<b>Exhibit 1</b> NDI User Records, Sample Format .....	6
	<b>Exhibit 2</b> NDI User File Format and Coding Specifications .....	7
	<b>Exhibit 2A</b> Coding Instructions for Names .....	11
	<b>Exhibit 2B</b> State (or Foreign Country) of Residence, Birth and Death .....	13
<b>Chapter 3</b>	Your NDI Results .....	14
	Important Reminder! NDI Data Use Restrictions .....	14
	General description of NDI output files .....	15
	<b>Exhibit 3</b> NDI Output File Descriptions .....	16
	<b>[EDITS]</b> User File Edit Results .....	17
	<b>Exhibit 4</b> Edits (example) .....	18
	<b>[SUMMARY]</b> Summary Retrieval Statistics .....	20
	<b>Exhibit 5</b> Summary Retrieval Statistics (example) .....	21
	<b>[REPORT]</b> NDI Retrieval Report .....	23
	<b>Exhibit 6</b> NDI Retrieval Report (example) .....	24
	<b>Exhibit 6A</b> Retrieval Report (Abbreviations and Symbols) .....	25
	<b>[COMPRESS]</b> Compressed NDI Retrieval Report .....	27
	<b>Exhibit 7</b> Compressed NDI Retrieval Report (example) .....	28
	<b>[COMBINED]</b> Combined File of Matching User and NDI Records .....	29
	<b>Exhibit 8</b> Record Layout for the Combined File .....	30
	<b>[CAUSE]</b> Cause of Death File .....	34
	<b>Exhibit 9</b> Record Layout for the Cause File .....	37
	<b>[PRTCAUSE]</b> Cause of Death Report .....	45
	<b>Exhibit 10</b> Cause of Death Report (example) .....	46
	<b>[REQFORMS]</b> Death Certificate Request Forms .....	47
	<b>Exhibit 11</b> Death Certificate Request Form (example) .....	49
	<b>Exhibit 12</b> U.S. Standard Certificate of Death .....	50
	<b>Exhibit 12A</b> Cause-of-Death – Background, Examples, & Common Problems .....	51
	<b>[MATCH], [NOMATCH], [REJECTS]</b> Matching User Records, Non-Matching User Records, and Rejected User Records.....	52

**Chapter 4 Assessing the NDI Output ..... 53**

- Review Your NDI Edit Results *First* ..... 53
- Matching Criteria ..... 53
- Responsibilities of the NDI User ..... 54
- Suggestions for Assessing the NDI Output ..... 54
- Exhibit 13** Last Name Examples of NYSIIS Recodes ..... 57

**Appendix A A Probabilistic Scoring Approach for Assessing NDI Match Results ..... 58**

- NDI Matching Methodology ..... 58
- Selecting NDI Records ..... 58
- Scoring and Classification of Possible Matches ..... 59
- Table 1** The Impact of Using Alternative Cutoff Scores ..... 61
- Example 1 ..... 62
- Example 2 ..... 62
- Evaluation Studies ..... 62
- Subgroup Biases and Classification ..... 63
- References ..... 64

## CHAPTER 1 - How to Use the National Death Index (NDI): Steps in the Process

1. Download the NDI Application Form from the NDI website. (*Allow approximately two to three months for your application to be reviewed and approved.*)
2. Call NDI staff for guidance (301-458-4444) before completing the application form.

**Note:** *To obtain cause of death codes for any deaths that may occur in Florida or New York City, you will also need to submit confidentiality forms required by Florida and New York City. Have NDI staff email you these forms. These forms must be signed and notarized and attached to your **final** NDI Application Form. Contact NDI staff if you decide to “waive” Florida and/or New York City.*

3. Email your **unsigned** NDI Application Form to [ndi@cdc.gov](mailto:ndi@cdc.gov). (This submission does not need to be accompanied by a copy of your IRB approval document or by your Florida and/or New York City forms.)
4. NDI staff will respond by emailing your assigned NDI number. Then, in about a week NDI staff will let you know whether your application might need revisions before you submit your **final** application.
5. Express mail your **final, signed** NDI Application Form and IRB approval to NCHS. (Include signed, notarized forms for Florida and New York City. NDI staff will forward these forms to Florida and New York City.) Email us at [ndi@cdc.gov](mailto:ndi@cdc.gov) or call 301-458-4444 to confirm that we received your package.
6. Your application will be mailed to a 12-member panel for review and comment. (Your Florida and New York City forms will be forwarded to the appropriate vital statistics offices for approval along with a copy of your NDI Application Form.)
7. While your application is being reviewed, you can begin preparing your study subjects' records for submission (on a CD or diskette). Carefully follow the specifications in Chapter 2 of this User's Guide. (Note: We recommend that you password protect your files using **WinZip** or any self-decrypting software.)
8. You will receive a letter of approval and a blank **NDI Transmittal Form** when your application is approved.
9. Express mail your file(s) of study subjects' records to NCHS. Include a separate **NDI Transmittal Form** for each file, a *Worksheet for Calculating NDI Charges*, and your check or purchase order. Then email us your password and your express mail tracking number.
10. NDI staff will express mail your NDI search results in about two weeks.
11. Assess your results to identify the **true** matches using your own assessment criteria and/or the suggested NDI assessment criteria. You also have the option of purchasing death certificates directly from the state vital statistics offices—for all **true** matches or just for those matches you feel are questionable.
12. If additional NDI searches are needed in the future for the **same** study or project, first mail NCHS a signed **NDI Repeat Request Form**. (You will receive a new *Repeat Request Form* each time you receive your NDI results.) As soon as you receive a letter approving your repeat request (usually within 2 weeks), you may submit your new files for an NDI search.

**NOTE: Whenever you have questions, please call us on 301-458-4444 or email us at [ndi@cdc.gov](mailto:ndi@cdc.gov). When emailing, always include your phone number and assigned NDI number.**

## CHAPTER 2 - Preparing Your Records: Record Layout and Coding Specifications

1. Records of study subjects must be created in a **standard TEXT FILE** (flat file) format.
2. Each record must contain **exactly 100 positions** (containing letters, numbers or blanks) and should have a carriage return at the end.
3. To be eligible for an NDI search, each record must contain *at least* one of the following combinations of data items:
  - **FIRST** and **LAST NAME** and **SOCIAL SECURITY NUMBER**
  - **FIRST** and **LAST NAME** and **MONTH** and **YEAR OF BIRTH**
  - **SOCIAL SECURITY NUMBER** and full **DATE OF BIRTH** and **SEX**
4. **DO NOT USE ANY DELIMITERS SUCH AS TABS OR COMMAS TO SEPARATE THE DATA ELEMENTS.**
5. Each data element must be put in its specified positions. See **EXHIBIT 1** for sample user records in the required record layout.
6. Refer to **EXHIBIT 2** for the file format and coding specifications for each data element.
7. Coding instructions for NAMES appear in **EXHIBIT 2A**.
8. State codes appear in **EXHIBIT 2B**.
9. An **NDI TRANSMITTAL FORM** must accompany **each** file submitted for an NDI search. A blank NDI Transmittal Form(s) containing your assigned NDI search numbers will be sent to you with the letter approving your NDI search.
10. Only submit your records on a CD-ROM. If you put more than one file on the CD or diskette, it is helpful to use your assigned NDI numbers in your file names. Also print your assigned NDI numbers on the outside of your CD or diskette. **We strongly recommend that you password protect your file(s) using WinZip or any self-decrypting software.**
11. Express mail your files(s), Transmittal Form, fee worksheet, and payment to:

**NATIONAL DEATH INDEX**  
**National Center for Health Statistics**  
**3311 Toledo Road, Room 7318**  
**Hyattsville, MD 20782**  
**Phone: 301-458-4444**
12. E-mail [ndi@cdc.gov](mailto:ndi@cdc.gov) to confirm that your file(s) was received. Include your NDI number, the date the file was sent, and your express mail tracking number. If your file(s) is password protected, include your password(s) in the e-mail.



## Exhibit 1: NDI User Records, Sample Format

Create your records in a **standard text file format** with **100 positions** per record and with no tabs, commas or other delimiters. We understand that your study subjects' records are not stored in text files. We recommend that you use software (such as *SAS*) that will enable you to create a text file and to position each data element in the exact record positions described below. If you are only submitting a small number of records and plan to key your data into a text file, we suggest you use text file software such as Microsoft **Notepad**. In *Notepad* you can click on VIEW and activate the STATUS BAR which enables you to see the line and column numbers at the bottom of the screen. Change the font to a proportionately spaced font such as LUCINDA CONSOLE. This will insure that each data item lines up properly.

### Positions of NDI data items

(1-20) LAST NAME	(73-74) NUMBER OF AGE UNITS (at death)
(21-35) FIRST NAME	(75) SEX
(36) MIDDLE INITIAL	(76) RACE
(37-45) SSN	(77) MARITAL STATUS
(46-47) MONTH OF BIRTH	(78-79) STATE OR RESIDENCE
(48-49) DAY OF BIRTH	(80-81) STATE OF BIRTH
(50-53) YEAR OF BIRTH	(82-91) CONTROL/ID NUMBER
(54-71) FATHER'S SURNAME	(92-97) OPTIONAL USER DATA
(72) AGE UNIT (at death)	(98-100) BLANK FIELD

### Sample format for the 100-position user records

1	2	3	4	5	6	7	8	9	0
12345678901234567890	12345678901234567890	12345678901234567890	12345678901234567890	12345678901234567890	12345678901234567890	12345678901234567890	12345678901234567890	12345678901234567890	12345678901234567890
WASHINGTON	GEORGE	T	285160856	04	08	1731	WASHINGTON	0751210130234567890	060183
BORDON	Elizabeth	Q	344654136	01	21	1922	Adams	07512101301	052880
Franklin	Benjamin	D	288782104	05	22	1701	Franklin	10111216NH59A536a58	120998
Munoz	Christine		262702171	11	23	1926	ARIAS	029211NVCA59387	122296
ARBERTHA	Joyce	A	344454644	07	04	1961	Brown	035222MDMD49596DUP	100889
								62345	
								59387	

## Exhibit 2: NDI User File Format and Coding Specification

DATA ELEMENTS	POSITIONS	CODE STRUCTURE	CODING INSTRUCTIONS	
<b>1. Name of Person in the Study Group</b>			* See EXHIBIT 2A for instructions for coding surnames, first names, and middle initials.	
Last Name	1-20	Alpha, left justified	* Both LAST name and FIRST name must be provided or the record will automatically be rejected unless the record contains a Social Security Number, a date of birth and a sex code. An initial in the FIRST name field is permitted.	
First Name	21-35	Alpha, left justified		
Middle Name	36	Alpha or blank		
<b>2. Social Security Number</b>	37-45	Alpha/Numeric or blank	<p>* Must have 9 digits. <b>Do not drop any leading zeroes.</b></p> <p>* If less than 9 or partial number, leave the field blank.</p> <p>* If more than 9 digits, enter the first 9 digits. * If two Social Security numbers, enter the first or create a duplicate record.</p> <p>* If the number is unknown or not provided, leave the field blank.</p> <p>* If SOCIAL SECURITY NUMBER is not provided, the MONTH and YEAR OF BIRTH must be provided or the record will automatically be rejected.</p>	
<b>3. Date of Birth</b>			<p>* <b>The months of January-September and the days 1-9 must have leading zeros.</b></p> <p>* If either MONTH or YEAR of birth is not provided, the SOCIAL SECURITY NUMBER must be provided or the record will automatically be rejected.</p> <p>* If only a person's YEAR of birth is known (and MONTH of birth is unknown), you should consider the merits of preparing 12 duplicate records, one for each possible MONTH of birth. This is especially important when the SOCIAL SECURITY NUMBER is not known. (There is no charge for duplicate records.)</p>	
Month	46-47	January		01
		February		02
		March		03
		April		04
		May		05
		June		06
		July		07
		August		08
		September		09
		October		10
		November		11
		December		12
Day	48-49	Days	01-31	
		Unknown or not stated	Blank or 99	
Year	50-53	1850 - 20xx Blank if unknown		

DATA ELEMENTS	POSITIONS	CODE STRUCTURE	CODING INSTRUCTIONS	
<b>4. Father's Surname</b>	54-71	Alpha, left justified or blank if unknown	<p>* Follow the coding instructions for "surnames" as specified in EXHIBIT 2A.</p> <p>* For females the provision of FATHER'S SURNAME is encouraged.</p> <p>* For males FATHER'S SURNAME is preferred only when it differs from the LAST NAME.</p>	
<b>5. Age at Death</b>				
Unit	72	Year: less than 100	0	<p>* Code the ACTUAL age at death if it is already known. An estimated age at death may be used only when deaths for one year are being searched.</p> <p>* The "unit" field identifies the type of units for which age at death is measured.</p> <p>Example: Age 65 Unit = 0 Number of Units = 65</p> <p>Example: Age 105 Unit = 1 Number of units = 05</p>
		Years: 100 or more	1	
		Months	2	
		Weeks	3	
		Days	4	
		Hours	5	
		Minutes	6	
		Age unknown	blank or 9	
Number of units	73-74	Enter age	01-99	<p>Example: Age 8 months Months Unit = 2 Number of units = 08</p>
		Age unknown	blank or 99	
<b>6. Sex</b>				
	75	Male	1 or M	
		Female	2 or F	
		Unknown	blank or 9	
<b>7. Race</b>				
	76	White	1*	<p>* <u>White</u> (includes Mexican, Puerto Rican and all Caucasian)</p> <p>* <u>Indian</u> (includes American, Alaskan, Canadian, or Mexican Indian, Eskimo, and Aleut)</p> <p>* <u>Hawaiian</u> (includes part Hawaiian)</p> <p>* <u>Other nonwhite</u> (includes Cajun and Creole)</p>
		Black	2	
		Indian	3*	
		Chinese	4	
		Japanese	5	
		Hawaiian (includes part Hawaiian)	6*	
		Other nonwhite	7*	
		Filipino	8	
Other Asian or Pacific Islander	0			

DATA ELEMENTS	POSITIONS	CODE STRUCTURE	CODING INSTRUCTIONS																				
		Unknown, not stated, or not classifiable	blank or 9																				
<b>8. Marital Status</b>	77	<table border="1"> <tr> <td>Never married/ single</td> <td>1*</td> </tr> <tr> <td>Married</td> <td>2*</td> </tr> <tr> <td>Widowed</td> <td>3</td> </tr> <tr> <td>Divorced</td> <td>4</td> </tr> <tr> <td>Unknown</td> <td>blank or 9</td> </tr> </table>	Never married/ single	1*	Married	2*	Widowed	3	Divorced	4	Unknown	blank or 9	* <u>Other Entries</u> Annulled 1 Separated 2 Common law marriage 2										
Never married/ single	1*																						
Married	2*																						
Widowed	3																						
Divorced	4																						
Unknown	blank or 9																						
<b>9. State of Residence</b>	78-79	<table border="1"> <tr> <td colspan="2">ALPHA and/or NUMERIC codes</td> </tr> <tr> <td>States</td> <td>01-51</td> </tr> <tr> <td>Puerto Rico</td> <td>52</td> </tr> <tr> <td>Virgin Islands</td> <td>53</td> </tr> <tr> <td>Guam</td> <td>54</td> </tr> <tr> <td>Canada</td> <td>55</td> </tr> <tr> <td>Cuba</td> <td>56</td> </tr> <tr> <td>Mexico</td> <td>57</td> </tr> <tr> <td>Remainder of World</td> <td>59</td> </tr> <tr> <td>Unknown</td> <td>blank or 99</td> </tr> </table>	ALPHA and/or NUMERIC codes		States	01-51	Puerto Rico	52	Virgin Islands	53	Guam	54	Canada	55	Cuba	56	Mexico	57	Remainder of World	59	Unknown	blank or 99	* See EXHIBIT 2B for the ALPHA and/or NUMERIC codes which may be used.  * Insert last known STATE of residence. If provided by the NDI user it will be matched against the State of residence as reported on the death certificate.
ALPHA and/or NUMERIC codes																							
States	01-51																						
Puerto Rico	52																						
Virgin Islands	53																						
Guam	54																						
Canada	55																						
Cuba	56																						
Mexico	57																						
Remainder of World	59																						
Unknown	blank or 99																						
<b>10. State of Birth</b>	80-81	(Same code structure as "State of Residence" above)	See EXHIBIT 2B for the ALPHA and/or NUMERIC codes which may be used.																				

<b>DATA ELEMENTS</b>	<b>POSITIONS</b>	<b>CODE STRUCTURE</b>	<b>CODING INSTRUCTIONS</b>
<b>11. Identification (ID), Control, or Sequence Number (OPTIONAL)</b>	82-91	Any combination of ALPHA/NUMERIC; left justified.  If no numbers are assigned, leave this field BLANK.	<p>* This is an OPTIONAL field to assist NDI users in identifying the records they submit. Insert identification numbers or control numbers assigned to persons in the study OR assign "sequence numbers" based on the order that records appear on the file to be submitted to NCHS.</p> <p>* If duplicate or alias records are submitted, a flag could be put at the end of the Control Number (e.g., D1, D2, DUP1, or DUP2).</p> <p>* NOTE: The computer output will include the control or sequence number for each user record. NCHS will assign a sequence number whenever this field is left blank; e.g., NCHS 1, NCHS 2, NCHS 3, etc.</p>
<b>12. Optional User Data</b>	92-97	Any combination of ALPHA/NUMERIC; left justified  If this field is not used, leave it BLANK	<p>This OPTIONAL field may be used for any additional information on study subjects. Examples of possible uses are:</p> <p>* Date or year of last contact (e.g., 011584 or just 84 or just 1984)</p> <p>* For KNOWN decedents, date or year of death (e.g., 023091 or just 91 just 1991)</p> <p>* To flag TEST RECORDS of known decedents (e.g., date of death or D or DEAD) or deaths prior to 1979 (e.g., PRE 79)</p> <p>* Coded information to identify special subgroups of study subjects</p> <p>* To flag DUPLICATE or ALIAS records</p> <p>The NDI computer output will contain whatever the user decides to include in this field.</p>
<b>13. Blank Field</b>	98-100		

## EXHIBIT 2A: CODING INSTRUCTIONS FOR NAMES

### Surnames:

1. If the entire surname will not fit in the 20 position field, truncate it.
2. If the surname has a space or apostrophe following a prefix, such as Van Braun, Mac Pherson, O'Toole, or O'Mally, the NDI edit program will remove the space and the apostrophe between the prefix and the name.
3. If more than one surname is given, separated by a space or hyphen, type each name in the surname field. The NDI edit program will remove the space or the hyphen.
4. If a subject's full name appears to contain a MAIDEN name (for example, Jane Karen SMITH-Lee or Jane SMITH Lee), it is important for the maiden name also to be entered separately in the FATHER'S SURNAME field to enhance the possibility of a match. Listed below are suggestions of how user records may be prepared to cover the two different situations:

Example: Jane Karen SMITH-Lee

Key-First name: JANE  
Middle initial: K  
Last name: SMITH-LEE  
Father's surname: SMITH

Example: Jane SMITH Lee

Key-First name: JANE  
Middle initial: S  
Last name: LEE  
Father's surname: SMITH

5. If more than one surname is given and you are uncertain as to which surname to put in the last name field, you should consider the merits of creating a duplicate or alias record(s), *one record for each surname*. This may enhance the effectiveness of the NDI file search, especially for records without Social Security numbers. You may want to flag such duplicate records by inserting codes of your own choosing in either the control number field (positions 82-91) or the optional user data field (positions 92-97).
6. Suffixes or generational identifiers such as II, III, Jr., or Sr. will be removed by the NDI edit program.
7. For names such as Sister Mary Lawrence, enter LAWRENCE as the last name, SISTER MARY as the first name, and a BLANK for middle initial.

## EXHIBIT 2A: CODING INSTRUCTIONS FOR NAMES (continued)

### First names and middle initials:

1. If the entire first name will not fit in the field, truncate it.
2. If two first names and a middle name are given, type both first given names (with or without a space between each name) in the first name field and type the middle initial in the middle initial field (truncate).

Example: MARY ANN LOUISE Jones

Key-First name: MARY ANN

Middle initial: L

Example: MARY ANN Jones (Treat ANN as the middle name unless your records indicate that ANN is part of the first name.)

Key-First name: MARY

Middle initial: A

3. If a person (a) goes by two distinctly different first names, (b) has a first name and a nick name, or (c) uses the shortened form of a presumed legal name (for example, Bob for Robert, Liz for Elizabeth, Ben for Benjamin) you should consider the merits of creating duplicate or alias record(s), *one record for each first name*. This may enhance the matching effectiveness of the NDI file search, especially for records without Social Security numbers. You may want to flag such duplicate records by inserting codes of your own choosing in either the control number field (positions 82-91) or the optional user data field (positions 92-97).
4. If entries have a first initial and a middle name, enter an initial for the first name and an initial for middle name.
5. If entries have multiple middle names or initials enter only the first initial (for example, Robert M.L. Jones: type "M" as the middle initial and drop the "L").
6. For infant deaths, names such as "Baby Girl" Jones should be entered as Baby Girl for first name and Jones for last name.

**EXHIBIT 2B: STATE (OR FOREIGN COUNTRY) OF RESIDENCE, BIRTH AND DEATH**

State	Alpha Code	Numeric Code		State	Alpha Code	Numeric Code
Alabama	AL	01		New Jersey	NJ	31
Alaska	AK	02		New Mexico	NM	32
Arizona	AZ	03		New York	NY	33
Arkansas	AR	04		North Carolina	NC	34
California	CA	05		North Dakota	ND	35
Colorado	CO	06		Ohio	OH	36
Connecticut	CT	07		Oklahoma	OK	37
Delaware	DE	08		Oregon	OR	38
District of Columbia	DC	09		Pennsylvania	PA	39
Florida	FL	10		Rhode Island	RI	40
Georgia	GA	11		South Carolina	SC	41
Hawaii	HI	12		South Dakota	SD	42
Idaho	ID	13		Tennessee	TN	43
Illinois	IL	14		Texas	TX	44
Indiana	IN	15		Utah	UT	45
Iowa	IA	16		Vermont	VT	46
Kansas	KS	17		Virginia	VA	47
Kentucky	KY	18		Washington	WA	48
Louisiana	LA	19		West Virginia	WV	49
Maine	ME	20		Wisconsin	WI	50
Maryland	MD	21		Wyoming	WY	51
Massachusetts	MA	22		Puerto Rico	PR	52
Michigan	MI	23		Virgin Islands	VI	53
Minnesota	MN	24		Guam	GU	54
Mississippi	MS	25		Canada	CN	55
Missouri	MO	26		Cuba	CU	56
Montana	MT	27		Mexico	MX	57
Nebraska	NE	28		Remainder of World	RW	59
Nevada	NV	29		Unknown		99
New Hampshire	NH	30				



## CHAPTER 3 - Your NDI Results

**This chapter describes the different files you will receive on the NDI Search Results CD. But before you actually begin working with these files, we strongly recommend that you also review **Chapter 4** for suggestions on how to assess your results.**

### **IMPORTANT REMINDER! NDI DATA USE RESTRICTIONS**

The Public Health Service Act (42 U.S.C. 242m) provides in Section 308(d) that the data collected by the National Center for Health Statistics (NCHS), Centers for Disease Control and Prevention (CDC), may be used only for the purpose of health statistical reporting and analysis.

Each National Death Index applicant (plus other parties involved in the study or project) provides NCHS with confidentiality assurances that information obtained from the National Death Index, from state death records, and from death record followback investigations will not be published or released in any form if a particular individual or establishment supplying the information or described in it is *identifiable*.

Furthermore, the applicant has assured NCHS that the *identifying* information:

- (1) will be used only for statistical purposes in medical and health research.
- (2) will not be used as a basis for legal, administrative or other actions which may directly affect those particular individuals or establishments as a result of their specific identification in the study or project.
- (3) will be used only for the study or project described in the approved NDI Application Form.

As an added precaution, it is strongly recommended that you destroy any identifiable death record information (and especially coded causes of death) associated with those NDI record matches which you subsequently determine to be FALSE matches. Such information is of no value to your study activities and is best protected if it is deleted from your computer files or shredded.

It is also important that you notify the National Center for Health Statistics whenever your organization receives (or expects to receive) a subpoena or court order for identifiable death record information obtained as a result of using the NDI. NCHS will do everything possible to assist in protecting the confidentiality of the identifiable information.

## General description of NDI output files

- The NDI system generates *nine* basic files of output for each NDI search. If you opted for our NDI *Plus* service, you will receive *two* additional files containing the cause of death codes for your better NDI matches. In addition, you will receive two files containing complete lists of the ICD-9 and ICD-10 cause of death codes.
- The eleven NDI output files are in a standard text file format and are stored on a CD-ROM entitled ***NDI Search Results***. A brief description of each of the NDI output files is presented in **Exhibit 3**.
- The following six NDI output files are formatted to be ***printed*** at your discretion:

User File Edit Results (***EDITS***)  
Summary Retrieval Statistics (***SUMMARY***)  
NDI Retrieval Report (***REPORT***)  
Compressed NDI Retrieval Report (***COMPRESS***)  
Cause of Death Report (***PRTCAUSE***)  
Death Certificate Request Forms (***REQFORMS***)

- After you review the content and size of each of these files, you can decide which ones you want to print either partially or completely. When printing these files, be sure to use the *landscape* format and, if necessary, reduce the size of your margins and/or fonts to capture all the information.
- If you decide that the NDI Retrieval Report (***REPORT***) is too large to print, you might decide to only print the Compressed Retrieval Report (***COMPRESS***). This file contains the same information as the ***REPORT*** file; however, the column headings and skipped lines are removed to make the printout more manageable.
- The following 2 files are created by the NDI for those users who submit a large number of records and who prefer to use their own software to assess the NDI results:

Combined File of Matching User and NDI Records (***COMBINE***)  
Cause of Death File (***CAUSE***)

- The file labeled ***MATCH***, ***NOMATCH*** and ***REJECTS*** only contain the 100-character records you submitted. Your records are distributed among these files depending on whether they were involved in at least one NDI match, not involved in any matches, or rejected by the NDI edit program.
- Your package will also contain the CD or diskette you submitted for the NDI search. Your identifying information is backed up on CDC's computers and then deleted after 60 days.
- A description of each of the 11 NDI output files is presented in the remainder of this chapter.

### EXHIBIT 3 – NDI output file descriptions

All file names contain the user's NDI Search Number preceded by the letter "Y" and followed by a file identifier (e.g., Ynnnnnn.EDITS). All these files are *text* files but may not have a ".txt" extension at the end of their file names.

FILE NAME	FILE DESCRIPTION	RECORD LENGTH
Ynnnnnn.EDITS	<b>User File Edit Results (EDITS)</b> – List of rejected user records and statistics on the completeness and quality of each data item.	132
Ynnnnnn.SUMMARY	<b>Summary Retrieval Statistics (SUMMARY)</b> – Statistics on the number of matches, multiple matches, and matches by State of death.	132
Ynnnnnn.REPORT	<b>NDI Retrieval Report (REPORT)</b> – User records and corresponding NDI record matches; in pre-printed format with column headings. Intended solely for the visual inspection of matches.	132
Ynnnnnn.COMPRESS	<b>Compressed NDI Retrieval Report (COMPRESS)</b> – Same as the <b>REPORT</b> file but with column headings and line spacing <i>eliminated</i> to reduce the amount of computer paper printed. Intended solely for the visual inspection of a large number of matches.	132
Ynnnnnn.COMBINED	<b>Combined File of Matching User and NDI Records (COMBINED)</b> – User record information appears in positions 1-100; NDI record information (from the Retrieval Report) appears in positions 101-178. A separate combined record is created for each multiple match. Intended solely for designing computer programs to assess a large number of matches. Contains probabilistic scoring in positions 172-178.	178
Ynnnnnn.CAUSE *	<b>Cause of Death File (CAUSE)</b> – The file only contains those possible NDI record matches which are ranked first or those which are assigned a high enough probabilistic score. Positions 1-178 are identical to those in the <b>COMBINED</b> file. Positions 180-438 contain the coded causes of death.	438
Ynnnnnn.PRTCAUSE *	<b>Cause of Death Report (PRTCAUSE)</b> – This file is intended to be printed solely for the visual inspection of the coded causes of death for the same NDI record matches included in the <b>CAUSE</b> file.	132
Ynnnnnn.REQFORMS	<b>Death Certificate Request Forms (REQFORMS)</b> – List of NDI record matches by STATE to be used when requesting copies of death certificates. There is a separate form for each State vital statistics office.	132
Ynnnnnn.MATCH	<b>MATCHING User Records (MATCH)</b> – User records involved in matches. Same record format as submitted by the user.	100
Ynnnnnn.NOMATCH	<b>NONMATCHING User Records (NOMATCH)</b> – User records not involved in matches with any NDI records. Same record format as submitted by the user.	100
Ynnnnnn.REJECTS	<b>REJECTED User Records (REJECTS)</b> – User records rejected by the NDI edit program and not included in the NDI search. Same record format as submitted by the user.	100

\* The **CAUSE** and **PRTCAUSE** files are only provided to NDI users who request the NDI *Plus* service to obtain cause of death codes.

## [ Ynnnnnn.EDITS ] – User File Edit Results

1. The **EDITS** file is only intended for you to view or print. Use the landscape print format. Each line contains 132 positions. Reduce the margin widths and/or font size if necessary. A *sample* of the edit results is shown in [Exhibit 4.](#))

2. It is important that you review your User File Edit Results first to confirm that each of the data items you submitted met the NDI specifications and to determine if any of your records were rejected -- and why. The edit results will provide you with the following information:

- A listing of your rejected records with a reason for the rejection.
- The total number and percent of rejected records.
- Statistics on the overall completeness of each data item.
- Statistics on the accuracy of each data item; i.e., how many records contained data that were out of range.

3. The file(s) of records you submit for an NDI file search are first run against the NDI edit program to determine whether your file conforms to the NDI file format requirements and coding specifications described in Chapter 2. If your data file has significant problems, the data will be returned to you for revision and resubmission at no extra charge.

4. *User records rejected by the edit program are not eligible for an NDI search.* To be eligible for an NDI search, a record must contain *at least one* of the following combinations of data items:

- **FIRST** and **LAST NAME** and **SOCIAL SECURITY NUMBER**
- **FIRST** and **LAST NAME** and **MONTH** and **YEAR OF BIRTH**
- **SOCIAL SECURITY NUMBER** and **DATE OF BIRTH** and **SEX**

# EXHIBIT 4: User File Edit Results (EDITS)

UNITED STATES DEPARTMENT OF HEALTH AND HUMAN SERVICES  
 PUBLIC HEALTH SERVICE  
 CENTERS FOR DISEASE CONTROL  
 NATIONAL CENTER FOR HEALTH STATISTICS

## N A T I O N A L   D E A T H   I N D E X U S E R   F I L E   E D I T   R E S U L T S

NDI APPLICATION NUMBER: Y50099N

SPECIAL NOTE: A STATISTICAL SUMMARY OF THE EDIT RESULTS  
 APPEARS ON THE LAST PAGE OF THIS REPORT.

CONTROL NUMBER	LAST NAME	FIRST NAME	M I	SSN	BIRTH DATE	FATHERS SURNAME	UNIT AGE	S R M	X C S	S O R	S O B	REASON FOR REJECTION: INVALID KEY FIELDS(*)
74521	DOE	JANE	B	*****	13331945			F	1	9	5	SSN BMO FSN
12547	DOE	JOHN		*****	1291930	DOE		M	2	1	**	SSN BYR
09456D	JONES	*****		*****	9999			M	2	2	45	SSN BYR BMO FNM FSN
12345	WASHINGTON	*****		*****	123456789			F	3	9	11	BYR BMO FNM FSN
4567321C1	56357	KATHERINE		*****	01221918			F	1	9	99	SSN FNM FSN
987654321	WILLIAMS	MARK	G	*****	45121932			M	2	9	99	SSN BMO FSN
23456	ANDERSON	D8AVID		*****	9999			M	1	9	99	SSN BYR BMO FNM FSN
6543210C1	*****	ROBERT		*****	09151936			M	4	9	22	SSN LNM FSN
567890	*****	*****		*****	987654321			M	1	1	48	BYR BMO LNM FNM FSN
000000123	ADAMS	SUZANNE		*****	9999			F	9	3	**	SSN BYR BMO FSN

EXHIBIT 4: User File Edit Results (*EDITS*) (continued)

SUMMARY EDIT STATISTICS									
"TOTAL" RECORDS EDITED					RECORDS REJECTED & LISTED				
INVALID/MISSING DATA					INVALID/MISSING DATA				
DATA ITEMS	NUMBER	PERCENT*	OUT OF RANGE	BLANK OR UNKNOWN	NUMBER	PERCENT**	OUT OF RANGE	BLANK OR UNKNOWN	
LAST NAME	5720	99.95	1	2	7	70.00	1	2	
FIRST NAME	5719	99.93	1	3	6	60.00	1	3	
MIDDLE INITIAL	3285	57.40	0	2438	2	20.00	0	8	
SSN	3712	64.86	1	2010	2	20.00	1	7	
BIRTH MONTH	5713	99.83	2	8	4	40.00	1	5	
BIRTH DAY	5712	99.81	0	11	3	30.00	2	5	
BIRTH YEAR	5713	99.83	0	10	4	40.00	1	5	
FATHERS SURNAME	136	2.38	0	5587	1	10.00	0	9	
AGE UNIT	0	0.00	0	5723	0	0.00	0	10	
NUMBER UNITS	0	0.00	0	5723	0	0.00	0	10	
SEX	5723	100.00	0	0	10	100.00	0	0	
RACE	0	0.00	0	5723	9	90.00	0	1	
MARITAL STATUS	3674	64.20	0	2049	3	30.00	0	7	
STATE RESIDENCE	4541	79.35	1137	45	4	40.00	2	4	
STATE BIRTH	0	0.00	0	5723	0	0.00	0	10	

\*DENOMINATOR = TOTAL RECORDS EDITED = 5723  
 \*\*DENOMINATOR = RECORDS REJECTED & LISTED = 10  
 RECORDS PASSED TO NDI RETRIEVAL = 5713 0.17%

## [ Ynnnnnn.SUMMARY ] – Summary Retrieval Statistics

The **SUMMARY** file is only intended for you to view or print. Use the *landscape* print format. Each line contains 132 positions. Reduce the margin widths and/or font size if necessary.

This file contains a two-page report (see [Exhibit 5](#)) that provides the following summary information about your NDI file search:

1. Your assigned NDI search number and the date of the search.
2. The year(s) of death that your records were searched against and the total number of **NDI records** searched.
3. The number of NDI RECORDS involved in *possible* record matches (i.e., satisfying any one of the seven NDI matching criteria). Also shown is the number of *possible* record matches that were EXACT matches (i.e., ALL items provided on the user record agreed exactly with the items on the matching NDI record).
4. The total number of **user records** you submitted, the number of your records involved in possible matches, the number of non-matching records, and the number of your records rejected by the NDI edit program.
5. The extent to which USER RECORDS were involved in **multiple** matches with NDI RECORDS (i.e., how many user records matched with only one NDI record, how many matched with two NDI records, ..., and how many user records matched with 11 or more NDI records). **NOTE:** Data on the number of multiple possible matches are only intended to show you how many possible matches can be generated by the NDI's liberal matching criteria. The matching criteria are designed to maximize the number of TRUE matches that are generated (listed) but require that you expend time and effort to carefully assess your NDI results to insure you only select the correct matches.
6. The number of NDI RECORDS involved in matches by state of death.

**EXHIBIT 5: Summary Retrieval Statistics (SUMMARY)**

UNITED STATES DEPARTMENT OF HEALTH AND HUMAN SERVICES  
 PUBLIC HEALTH SERVICE  
 NATIONAL CENTER FOR HEALTH STATISTICS

NATIONAL DEATH INDEX  
 RETRIEVAL REPORT (SUMMARY)

APRIL 1, 2005

NDI APPLICATION NUMBER: Y50098N

SUMMARY RETRIEVAL STATISTICS

RECORDS ON THE NATIONAL DEATH INDEX FILE:  
 YEAR(S) SEARCHED: 2002                      TOTAL USER REQUEST RECORDS SUBMITTED                      5723

TOTAL NDI RECORDS SEARCHED                      2,498,668                      NO. OF USER RECORDS INVOLVED IN MATCHES                      431

NO. OF NDI RECORDS INVOLVED  
 IN POSSIBLE RECORD MATCHES                      554                      NO. OF NON-MATCHING USER RECORDS                      5282

ALL ITEMS MATCHED                      2                      NO. OF REJECTED USER RECORDS                      10

OTHER POSSIBLE MATCHES                      552

NUMBER OF USER REQUEST RECORDS INVOLVED IN MATCHES WITH ONE OR MORE NDI RECORDS

POSSIBLE NDI RECORD MATCHES	NUMBER OF USER REQUEST RECORDS
1 NDI RECORD	339
2 NDI RECORDS	70
3 NDI RECORDS	15
4 NDI RECORDS	6
5 NDI RECORDS	0
6 NDI RECORDS	1
7 NDI RECORDS	0
8 NDI RECORDS	0
9 NDI RECORDS	0
10 NDI RECORDS	0
11+ NDI RECORDS	0

TOTAL USER RECORDS  
 INVOLVED IN MATCHES                      431



EXHIBIT 5: Summary Retrieval Statistics (**SUMMARY**) (continued)

S T A T E S	TOTAL POSSIBLE RECORD MATCHES	MATCHES ON ALL ITEMS PROVIDED*	OTHER POSSIBLE RECORD MATCHES**	S T A T E S	TOTAL POSSIBLE RECORD MATCHES	MATCHES ON ALL ITEMS PROVIDED*	OTHER POSSIBLE RECORD MATCHES**
TOTAL U.S.	554	2	552	MISSOURI	9	0	9
ALABAMA	9	0	9	MONTANA	0	0	0
ALASKA	1	0	1	NEBRASKA	1	0	1
ARIZONA	8	0	8	NEVADA	3	0	3
ARKANSAS	3	0	3	NEW HAMPSHIRE	1	0	1
CALIFORNIA	48	0	48	NEW JERSEY	11	0	11
COLORADO	4	0	4	NEW MEXICO	7	0	7
CONNECTICUT	3	0	3	NEW YORK	19	0	19
DELAWARE	0	0	0	N. Y. CITY	33	0	33
WASH. D.C.	3	0	3	N. CAROLINA	25	0	25
FLORIDA	37	0	37	N. DAKOTA	1	0	1
GEORGIA	18	0	18	OHIO	28	0	28
HAWAII	2	0	2	OKLAHOMA	10	0	10
IDAHO	2	0	2	OREGON	4	0	4
ILLINOIS	24	0	24	PENNSYLVANIA	23	0	23
INDIANA	14	0	14	RHODE ISLAND	0	0	0
IOWA	8	0	8	S. CAROLINA	6	0	6
KANSAS	3	0	3	S. DAKOTA	0	0	0
KENTUCKY	8	0	8	TENNESSEE	16	0	16
LOUISIANA	17	0	17	TEXAS	36	0	36
MAINE	1	0	1	UTAH	2	0	2
MARYLAND	12	0	12	VERMONT	0	0	0
MASSACHUSETTS	13	0	13	VIRGINIA	20	0	20
MICHIGAN	11	2	9	WASHINGTON	6	0	6
MINNESOTA	4	0	4	WEST VIRGINIA	4	0	4
MISSISSIPPI	10	0	10	WISCONSIN	6	0	6
				WYOMING	0	0	0
				PUERTO RICO	20	0	20
				VIRGIN ISLANDS	0	0	0

\* THIS COLUMN INDICATES HOW MANY OF THE 'TOTAL POSSIBLE RECORD MATCHES' RESULTED FROM SITUATIONS WHERE 'ALL' ITEMS PROVIDED ON A USER'S REQUEST RECORD MATCHED WITH ITEMS ON AN NDI RECORD.

\*\* THIS COLUMN INDICATES HOW MANY OF THE 'TOTAL POSSIBLE RECORD MATCHES' RESULTED FROM SITUATIONS WHERE 'ONLY SOME' OF THE ITEMS PROVIDED ON A USER'S REQUEST RECORD MATCHED WITH ITEMS ON AN NDI RECORD.

## [ Ynnnnnnn.REPORT ] – NDI Retrieval Report

**IMPORTANT:** If you decide to use computer software to assess the quality of the NDI record matches or to manipulate the NDI output, you should use the record format provided in the “Combined File of Matching User and NDI Records” (file name = Ynnnnnnn.COMBINED).

The NDI Retrieval Report (**REPORT**) file is only intended for you to print in *landscape* print format. Each line contains 132 positions. Reduce the margin widths and/or the font size if necessary.

The Retrieval Report is the primary output of an NDI file search. This report indicates which user records are involved in **possible** record matches with one or more NDI records. These possible matches are based on the seven matching criteria mentioned on the first page of [Chapter 4](#). Major features of the **REPORT** file are as follows:

1. Only your user records that generate **possible** record matches with NDI records (according to the seven matching criteria) are listed in the Retrieval Report. Your user records are listed in the same sequence in which you submitted them. User records that do not generate any possible NDI record matches are not included in the **REPORT**.
2. The Retrieval Report first shows the information contained on the user record, followed by a listing of the NDI record or records that were identified as **possible** record matches.
3. More than one possible NDI record match may be generated for a particular user record. Four possible NDI record matches are listed in the sample Retrieval Report shown in [Exhibit 6](#).
4. Information on each NDI record match includes State of death, death certificate number, and date of death. This is followed by an indication of which data items on the NDI record agreed or disagreed with data items on your user record.
5. The NDI record matches are listed in **ranked order** based solely on the number of data items that are in agreement with those on the user record. The NDI record match containing the greatest number of matching data items is listed first.
6. When ALL the data items provided on your user record agree exactly with the related items on an NDI record, the NDI record match will be listed with an asterisk (\*) in the left margin. This does not imply that the NDI record is a **true** or correct match, especially if you provided only a limited number of data items on the subject’s record or if the subject had a common name.
7. To properly assess your NDI results, it is important that you become very familiar with the abbreviations and symbols used in the Retrieval Report. A description of the abbreviations and symbols is presented in [Exhibit 6A](#). Geographic codes and abbreviations are listed in [Exhibit 2B](#). Additional information regarding the assessment of your NDI results is provided in [Chapter 4](#).
8. If you submit a large number of records, you may find the printout of this entire file too cumbersome to use. You may prefer to use the **compressed** NDI Retrieval Report (Ynnnnnnn.COMPRESS) described in the next section.



# National Death Index

## Retrieval Report

Whenever a user record matches with one or more NDI records, a NDI Retrieval Report is generated. Presented below is a hypothetical example of a Retrieval Report which shows one user record matching with four NDI records.  
**Note:** The NDI Plus service lists cause of death codes in a separate report.

USER REQUEST RECORD		(POSSIBLE MATCHES = 4)		NDI APPL NO	840099	CONTROL NO	4507						
POSSIBLE DECEDENT NAME		FATHERS SURNAME		BIRTH DATE		USER DATA							
REGINA HANES		-		MO	DY	YR	12	10	1918	MS	SOR	SOB	LA
POSSIBLE NDI RECORD MATCHES (IN RANKED ORDER)		FATHERS SURNAME		BIRTH DATE		USER DATA							
STATE	CERT NUMBER	NAME	FATHERS SURNAME	MO	DY	YR	MS	SOR	SOB	LA			
* PENNSYLVANIA	861098	X B X	-	X	X	X	-	X	X	X	X	X	X
LOUISIANA	421304	X - X	-	X	X	X	-	X	X	X	X	X	X
LOUISIANA	A 421304	I B X	-	X	X	X	-	X	X	X	X	X	X
INDIANA	698637	X - N	-	X	X	X	-	X	X	X	X	X	X

### Column heading abbreviations:

LN/FS = Last name on user record compared to father's surname on NDI record.

MS = Marital status

SOR = State of residence

SOB = State of birth

### Symbols used within the table:

\* = All items provided on user record matched exactly with items on NDI record.

X = User data item and NDI data item matched exactly.

Blank = User data item and NDI data item did not match.

- = Data item not provided by user.

For SSN: specific digits did not match.

For LN/FS: comparison was not attempted.

? = Insufficient information on NDI record.

A = Alias name on NDI record.

I = Only first initial of first name matched.

N = Names matched only on NYSIIS phonetic codes.

B = Middle initials not provided on either record. This occurrence is treated as a match on middle initial.

+01 = Birth year on the NDI record is one year more than the year on the user record.

-05 = Birth year on the NDI record is five years less than the year on the user record.

## EXHIBIT 6A: Retrieval Report

### Column heading abbreviations:

**LN/FS** = The **LAST NAME (LN)** supplied on the user record is compared to the **FATHER'S SURNAME (FS)** on the NDI record. This column is only relevant when **SEX** is female and when the user does not supply a **FATHER'S SURNAME**. A dash (-) appears in this column whenever this check is not performed; that is, whenever (a) sex is male or unknown or (b) father's surname is supplied on the user's record (for a direct comparison with the father's surname on the NDI record).

**AGE** = **Age at Death (actual or estimated)**

**YR** = Year(s)

**WK** = Week(s)

**HR** = Hour(s)

**MO** = Month(s)

**DY** = Day(s)

**MI** = Minute(s)

**SEX** = **M = Male F = Female**

**MS** = **Marital Status: S = Single M = Married W = Widowed D = Divorced**

**RACE** = **WH = White JA = Japanese**  
**BL = Black HA = Hawaiian**  
**IN = Indian ON = Other nonwhite**  
**CH = Chinese FI = Filipino**  
**OA = Other Asian or Pacific Islander**

**SOR** = **State of Residence** (see abbreviations in Exhibit 2B in Chapter 2).

**SOB** = **State of Birth** (see abbreviations in Exhibit 2B in Chapter 2).

### Symbols used within the table:

**X** = User's data item matched exactly with the comparable data item on the NDI record.

**Blank** = Data item supplied by the user DOES NOT match the data item on the NDI record.

**?** = Insufficient information on the NDI record; data item was provided on the user record.

- (dash) = **General usage:** Data item NOT provided on user record.

#### Exceptions for dashes:

- **For SSN:** Specific digits of SSN did not agree.
- **For SSN:** When SSN is not provided on user record, only one "-" is printed.
- **For middle initial:** No middle initial was provided on user record; however, a middle initial was provided on NDI record.
- **For "LN/FS":** No cross check was performed between the **LAST NAME (LN)** on the user record and the **FATHER'S SURNAME (FS)** on the NDI record as described above.

**\*** = An asterisk in the left margin indicates that ALL data items provided on the user record matched exactly with the related items on the NDI record.

**N** = Names matched only on NYSIIS phonetic codes (New York State Identification and Intelligence System).

- I** = Only the first initials of the first names agreed on the user and NDI records. (The remaining characters of the first names on both records either did not agree or were not provided.)
- B** = Middle initials were NOT provided on either the user record or the NDI record; i.e., both fields were blank. This occurrence is treated as a match on middle initial and ASSUMES the individual(s) did not have a middle name. (A “blank” signifies that middle initials were provided but did not agree. An “X” signifies agreement on the middle initials. A dash (-) signifies that a middle initial only existed on the NDI record, while a “?” signifies that the middle initial only existed on the user record.)
- A** = The NDI record is an **ALIAS** record (also referred to as an “Also Known As” or “AKA” record). Some states will create and submit more than one NDI record for a decedent whenever the death certificate indicates that the decedent went by more than one first name and/or last name. The death certificate numbers on these NDI records will be the same, indicating there is only one death certificate on file in that state.
- +01** = The birth year on the NDI record is one year more than birth year on the user record; for example, 1910 (NDI record) minus 1909 (user record) = +01. (Matching criteria 2 or 3 may have been satisfied. See [Chapter 4](#).)
- 01** = The birth year on the NDI record is one year less than the birth year on the user record, for example, 1910 (NDI record) minus 1911 (user record) = -01. (Matching criteria 2 or 3 may have been satisfied. See [Chapter 4](#).)
- ±02 thru ±99** = Difference between the years of birth on the NDI and user records. The four digit birth year on the user record is always subtracted from the four digit birth year on the NDI record. For example, 1905 (NDI record) minus 1920 (user) = -15 years.
- >99** = **Difference** between the **BIRTH YEARS** on the NDI record and the user record is *greater than 99 years*. For example, 2001 (NDI record) minus 1898 (user record) = 101 years or *greater than 99 years*.

## [ Ynnnnnn.COMPRESS ] – Compressed NDI Retrieval Report

**IMPORTANT:** If you decide to use computer software to assess the quality of the NDI record matches or to manipulate the NDI output, you should use the record format provided in the “Combined File of Matching User and NDI Records” (file name = Ynnnnnn.COMBINED.)

1. This **COMPRESS** file is intended solely for the visual inspection of a *large number* of NDI record matches. Each line contains 132 positions. If you decide to print this file, use the landscape print format and, if necessary, reduce the margin widths and/or font size.
2. The file contains the identical information on matching user and NDI records as is provided in the NDI Retrieval Report (**REPORT**) file. (A sample of a **COMPRESS** file is shown in [Exhibit 7](#).)
3. Only the column headings and line spacings in the **REPORT** file have been eliminated from the **COMPRESS** file to reduce significantly the number of pages generated by a large number of matches.
4. The Compressed NDI Retrieval Report for EACH user record involved in a match begins with the user record's **control or ID number** on the first line (in the left margin), followed by the user record information on the second line. The first possible NDI record match appears on the third line, followed by any additional possible NDI record matches appearing on subsequent lines.
5. You can print out some or all of the information on both the **REPORT** and **COMPRESS** files and then decide which, if any, of the printouts you prefer to use.



## [ Ynnnnnn.COMBINED ] – Combined File of Matching User and NDI Records

This file contains the same information on each possible match as presented in the **Retrieval Report** and in the **Compressed Retrieval Report**. Please note, however, that only the **COMBINED** file contains probabilistic scoring information (see positions 172-178).

1. The **COMBINED** file is intended for those NDI users who receive a large number of possible NDI record matches and would like to write computer programs to assist them in assessing the quality of the matches. This file (containing 178-character records) is not intended to be printed or read on a PC screen.
2. This file **combines** the information provided on a user record with information on the matching NDI record(s). Each **COMBINED** record on this file contains information from only one user record and only one matching NDI record. A separate **COMBINED** record is created for each NDI record match listed for a given user record in the NDI Retrieval Report. In such instances all the information from the user record is repeated at the beginning of each **COMBINED RECORD**.
3. The record layout for the **COMBINED** file is presented in **Exhibit 8**.
4. The **first 100 positions** of each **COMBINED** record contain the actual data from the user record. Refer to Chapter 2, Exhibit 2, for more detailed information about the code structure for this portion of the **COMBINED RECORD**.
5. **Positions 101-171** contain data related to the matching NDI record listed in the NDI Retrieval Report (**REPORT**) file. Refer to **Retrieval Report Abbreviations and Symbols (Exhibit 6A)** for more detailed information about the code structure for this portion of the **COMBINED** record.
6. **Positions 172-178** of each **COMBINED** record contain probabilistic scoring information on each match. Refer to **Appendix A** for information on probabilistic scoring.
7. The **COMBINED** record contains the State of death (data element 14) as well as the State of death **code** (data element 15) to permit users to assess agreements between the State of death code and the codes for the State of residence and/or State of birth (data elements 9 and 10, respectively).
8. The **COMBINED** record also indicates whether multiple NDI record matches occurred for a particular user record. Refer to **data element 32** (matching sequence) and **data element 33** (number of possible NDI record matches).



## EXHIBIT 8: Record Layout for the Combined File (**COMBINED**)

**\*SPECIAL NOTE:** This record layout is identical to the first 178 positions of the CAUSE file (See Exhibit 9). However, all the NDI matching records listed in the COMBINED file do not also appear in the CAUSE file. (This is explained in the next section, *Cause of Death File*.)

<b>USER RECORD INFORMATION: Data Elements 1-13, positions 1-100 (actual information provided by NDI user)</b>			
	<b>DATA ELEMENTS</b>	<b>POSITIONS</b>	<b>CODE STRUCTURE</b>
1.	Name of person in study group:		
	Last name	1-20	Alpha, left justified (See <a href="#">Exhibit 2A, Chapter 2.</a> )
	First name	21-35	Alpha, left justified (See <a href="#">Exhibit 2A, Chapter 2.</a> )
	Middle Initial	36	Alpha or blank
2.	Social Security Number	37-45	Alpha/numeric or blank
3.	Date of birth:		
	Month	46-47	01-12, 99 or blanks
	Day	48-49	01-31, 99 or blanks
	Year	50-53	1850 -20xx or blanks
4.	Father's surname	54-71	Alpha, left justified; or blanks (See <a href="#">Exhibit 2A, Chapter 2.</a> )
5.	Age at death:		
	Unit	72	0-6, 9 or blanks (See <a href="#">Exhibit 2, element #5, Chapter 2.</a> )
	Number of units	73-74	00-98, 99 or blanks (See <a href="#">Exhibit 2, element #5, Chapter 2.</a> )
6.	Sex	75	1, 2, 9, M, F, or blank (See <a href="#">Exhibit 2, element #6, Chapter 2.</a> )
7.	Race	76	0-8, 9 or blank (See <a href="#">Exhibit 2, element #7, Chapter 2.</a> )
8.	Marital Status	77	1-4, 9 or blank (See <a href="#">Exhibit 2, element #8, Chapter 2.</a> )
9.	State of residence	78-79	01-57, 59, 99 or blanks (see <a href="#">Exhibit 2B, Chapter 2.</a> )
10.	State of birth	80-81	01-57, 59, 99 or blanks (See <a href="#">Exhibit 2B, Chapter 2.</a> )
11.	Control or sequence number (optional)	82-91	Alpha/Numeric, left justified. (If this field is blank on user's record, NCHS assigns a sequence number.)
12.	Optional user data	92-97	Alpha/Numeric, left justified; or blanks. User may provide information or codes to assess each match; e.g., date of last contact or date of death. (See <a href="#">Exhibit 2, element #12.</a> )
13.	Blank field	98-100	Blanks

**NDI RECORD INFORMATION: Data elements 14-33, positions 101-178 (information on matching NDI records)**

	<b>DATA ELEMENTS</b>	<b>POSITIONS</b>	<b>CODE STRUCTURE</b>
14.	State of death	101-112	Alpha, left justified
14A.	Year of death	113-116	Beginning with death year 1979
15.	State of death <u>CODE</u>	117-119	01-57, 59, left justified; 33C if New York City (See <a href="#">Exhibit 2B, Chapter 2.</a> )
16.	Alias indicator	120	"A" if an alias record; otherwise blank
17.	Death certificate number	121-126	Numeric (numbers are reassigned for each year of death)
18.	Date of death:		
	Month	127-128	01-12
	Day	129-130	01-31
	Year (last 2 digits)	131-132	00-99
<b>For items 19-31 (positions 133-165) below, see <a href="#">Exhibit 6 and 6A, Chapter 3.</a></b>			
19.	Name ( <b>NDI record</b> ):		
	First name	133-134	bX, bN, b?, lb, IN, bb ( <i>b=blank space</i> )
	Middle initial	135	X, B, ?, -, b ( <i>b=blank space</i> )
	Last Name	136	X, N, ?, b ( <i>b=blank space</i> )
20.	Father's surname ( <b>NDI record</b> )	137	X, N, ?, -, b ( <i>b=blank space</i> )
21.	Last Name ( <b>on user record</b> ) <b>compared to</b> father's surname ( <b>on NDI record</b> )	138	X, N, ?, -, b ( <i>b=blank space</i> )
22.	Social Security Number ( <b>NDI record</b> )	139-147	A string of 9 X's and/or dashes (-) to show agreement or disagreement on each digit; or one dash in position 143 (surrounded by blanks) to indicate that the SSN was not reported on user's record; or a question mark (?) in position 143 to indicate that the SSN was not reported <i>only</i> on the NDI record.
23.	Birth Date ( <b>NDI record</b> ):		
	Month	148	X, ?, -, b ( <i>b=blank space</i> )
	Day	149	X, ?, -, b ( <i>b=blank space</i> )
	Year	150-152	Xbb, ?bb, -bb +01, -01, +02, -02, ...+99, -99, >99 ( <i>b=blank space</i> )

	<b>DATA ELEMENTS</b>	<b>POSITIONS</b>	<b>CODE STRUCTURE</b>
24.	Age at Death (NDI record)	153	X, ?, -, b ( <i>b=blank space</i> )
25.	Sex (NDI record)	154	X, ?, -, b ( <i>b=blank space</i> )
26.	Race (NDI record)	155	X, ?, -, b ( <i>b=blank space</i> )
27.	Marital status (NDI record)	156	X, ?, -, b ( <i>b=blank space</i> )
28.	State of residence (NDI record)	157	X, ?, -, b ( <i>b=blank space</i> )
29.	State of birth (NDI record)	158	X, ?, -, b ( <i>b=blank space</i> )
30.	Blank field	159-164	Blanks
31.	Exact match indicator	165	Asterisk (*) or blank (An "*" means <b>all</b> items provided on the user record matched <b>exactly</b> with the corresponding items on the NDI record.)
32.	Matching sequence	166-168	001-050
			This number indicates <u>which</u> multiple NDI record match is represented on this "User/NDI record"; e.g. <u>003</u> of 010 possible NDI record matches. <b>NOTE:</b> Virtually all the NDI records presented in the <b>CAUSE</b> file will be the <i>first ranked</i> NDI record match; e.g., <u>001</u> of 010 possible matches. The <b>CAUSE</b> file may also include a few matches that were NOT ranked <b>first</b> ; however, each of these matches had a probabilistic score which was high enough for the match to be assigned a status code of "1" (true match; assumed dead) – see data element 36, position 178 below.
33.	Number of possible NDI record matches	169-171	001-050
			This number indicates <u>how many</u> multiple NDI record matches were listed for a given user record; e.g. 003 of <u>010</u> possible NDI record matches. (Also refer to data element 32 above.)

<b>PROBABILISTIC SCORING INFORMATION:</b>			(See <a href="#">Appendix A</a> for more detailed information on probabilistic scoring.)
	<b><i>DATA ELEMENTS</i></b>	<b><i>POSITIONS</i></b>	<b><i>CODE STRUCTURE</i></b>
34.	PROBABILISTIC SCORE	172-176	
35.	CLASS CODE	177	1, 2, 3, 4, or 5
36.	STATUS CODE	178	0 = FALSE match; assumed alive 1 = TRUE match; assumed dead)

DRAFT

## [ Ynnnnnn.CAUSE ] – Cause of Death File

**Important:** Do not access this file first. As mentioned below in item 5, the NDI user needs to access other NDI files first to identify TRUE matches from all the possible matches listed. The **CAUSE** file does not contain all the matches. It only contains those NDI matches (and their related cause of death codes) which were ranked first and/or had a high probabilistic score (see “Important Limitations” below).

1. The NDI Plus **CAUSE** file does not appear on the NDI Results CD for those users who only requested a **routine** NDI search (which only provides the state of death, date of death and death certificate number for each possible match).
2. The **CAUSE** file contains 438 positions for each record as described in Exhibit 9. The **CAUSE** file is not intended to be printed. It is a text file that can be used with your own software. Its primary use is to link the **true** matches identified in the **COMBINED** file with their cause of death codes in the **CAUSE** file.
3. The **CAUSE** file begins with the same 178 record format as the **COMBINED** file (**positions 1-178**). The remaining fields on the **CAUSE** file contain the coded causes of death (**see positions 180-438**).
4. The underlying and multiple cause of death codes reported for deaths occurring from 1979-1998 come from the International Classification of Diseases, Ninth Revision (ICD-9) while the cause of death codes for deaths occurring in 1999 and beyond come from the International Classification of Diseases, Tenth Revision (ICD-10). All ICD-9 codes are 3 or 4 digits. All ICD-10 codes begin with an alpha character followed by 2 or 3 digits. (NOTE: The NDI results do not include decimals in the underlying and multiple cause of death codes. The decimal is implied between the third and fourth digits for ICD-9 codes and between the second and third digits for ICD-10 codes. The CD that contains your NDI results has a folder named “**CAUSE CODES.**” **BEFORE OPENING THE FILES CONTAINING THE ICD-9 AND ICD-10 CODES, PLEASE GO TO THE FILE NAMED “READ ME FIRST” – AND READ IT FIRST!**
5. Before using the **CAUSE** file, the NDI user should determine which of the possible NDI record matches are likely to be **true** matches and which ones are only **questionable** matches. This may be done by accessing any of the following 3 files depending on the overall number of possible NDI record matches you have to assess:
  - NDI Retrieval Report (**REPORT**)
  - Compressed NDI Retrieval Report (**COMPRESS**)
  - Combined File of Matching User and NDI Records (**COMBINED**)
6. Once the **true** and **questionable** NDI record matches have been determined, the user can link these records to the **CAUSE** file to obtain the associated coded causes of death. The linkage may be performed based on the following fields on both the **COMBINED** and the **CAUSE** files:
  - State of death code (positions 117-119)
  - Death certificate number (positions 121-126)
  - Year of death (positions 131-132)

## Important Limitations

The NDI is only authorized to release the coded causes of death for either of the following two types of NDI record matches:

**Matches that are ranked first in the NDI list of possible NDI record matches:** NDI record matches are ranked based on the number of data items that agree, with a record containing an agreement on Social Security Number always being ranked first. If you use the COMBINED file to assess the NDI matches, you can refer to positions 166-168 to determine how the record was ranked. **NOTE: Many matches that are ranked first can still be false matches.**

**Any match (regardless of its rank) which has a high enough probabilistic score to be assigned a Status Code of "1" (meaning true match; assumed dead:** To determine whether an NDI record was assigned a Status Code of 1, you can refer to any of the following files:

Combined File of Matching User and NDI Records (**COMBINED**) -- position 178  
Cause of Death File (**CAUSE**) -- position 178  
Cause of Death Report (**PRTCAUSE**) -- last printed column

NOTE: Most NDI record matches that are good enough to be assigned a Status Code of 1 will also tend to be ranked first in the list of possible matches. However; the Status Codes are only intended as a guide for the NDI user. The probabilistic scoring system gives fairly conservative results. Consequently, most of the records assigned a Status Code of 1 will actually be TRUE matches while a number of additional TRUE matches may be found among those records assigned the Status Code of 0 (meaning a FALSE match; assumed alive). IT IS THE USER'S RESPONSIBILITY TO MAKE A FINAL DETERMINATION OF THE TRUE AND FALSE MATCHES. Refer to [Appendix A](#) for information on the assignment of probabilistic scores.

## Other limitations

**Florida cause of death codes:** A Florida *Data Use Agreement* must be submitted to the NDI and approved by Florida's Department of Health before the NDI is permitted to release the cause of death codes for matches associated with any Florida deaths. It is best to submit the signed Florida *Data Use Agreement* at the time that you submit your NDI Application Form. If you decide to waive this requirement you will still receive NDI matches for Florida decedents; however, you will only be provided with the death certificate number and the date of death, not the causes of death.

**Illinois cause of death codes:** Illinois state law prohibits the release of identifying cause of death information whenever selected causes of death appear on a death certificate. In such instances the NDI Plus service is restricted from releasing any cause of death codes appearing on that record. This restriction pertains to only 1 percent of all the Illinois deaths occurring after 1986. For these records, the underlying cause field will contain "N/A" to indicate that the code is not available. The multiple cause fields will be left blank. (Note: Whenever Illinois releases copies of such death certificates, they are required by law to remove all the causes of death that appear on the document.)

**Un-linkable cause of death information:** Because of minor differences each year in the cut-off dates before the creation of the NDI file and the NCHS Multiple Cause of Death files, there may be a few instances when coded cause of death information is not available for matching NDI records. For these records, the underlying cause field will contain "N/A" to indicate that the code is not available. The multiple cause of death fields will be left blank.

**1981 and 1982 multiple cause data:** With the exception of calendar years 1981 and 1982, all deaths occurring annually in the United States are processed. Although underlying cause data have been processed for all 54 registration areas, in 1981 and 1982 multiple cause data were only coded on a 50 percent sample basis for deaths occurring in 19 registration areas. The remaining 35 registration areas had multiple cause data processed on a 100 percent basis in 1981 and 1982. (The registration areas are the 50 states, New York City, the District of Columbia, Puerto Rico and the Virgin Islands.) Listed below are the 19 registration areas whose multiple cause data were only coded for a 50 percent sample of their 1981 and 1982 deaths:

Alabama	Montana
Arizona	North Dakota
Arkansas	Ohio
California	Oklahoma
Florida	Rhode Island
Georgia	Tennessee
Idaho	Texas
Illinois	Washington
Indiana	West Virginia
Kentucky	

DRAFT

## EXHIBIT 9: Record Layout For The Cause File (**CAUSE**)

**SPECIAL NOTE:** Positions 1-178 are identical to "Exhibit 8: Record Layout for the **COMBINED** File."

### USER RECORD INFORMATION: Data Elements 1-13, positions 1-100 (*actual* information provided by NDI user)

DATA ELEMENTS	POSITIONS	CODE STRUCTURE
1.	Name of person in study group:	
	Last name	1-20 Alpha, left justified (See <a href="#">Exhibit 3</a> )
	First name	21-35 Alpha, left justified (See <a href="#">Exhibit 3</a> )
	Middle Initial	36 Alpha or blank
2.	Social Security Number	37-45 Alpha/numeric or blank
3.	Date of birth:	
	Month	46-47 01-12, 99 or blanks
	Day	48-49 01-31, 99 or blanks
	Year	50-53 1850-20xx or blanks
4.	Father's surname	54-71 Alpha, left justified; or blanks (See <a href="#">Exhibit 2A, Chapter 2.</a> )
5.	Age at death:	
	Unit	72 0-6, 9 or blanks (See <a href="#">Exhibit 2, element #5, Chapter 2.</a> )
	Number of units	73-74 00-98, 99 or blanks (See <a href="#">Exhibit 2, element #5, Chapter 2.</a> )
6.	Sex	75 1,2,9 or blank (See <a href="#">Exhibit 2, element #6, Chapter 2.</a> )
7.	Race	76 0-8, 9 or blank (See <a href="#">Exhibit 2, element #7, Chapter 2.</a> )
8.	Marital Status	77 1-4, 9 or blank (See <a href="#">Exhibit 2, element #8, Chapter 2.</a> )
9.	State of residence	78-79 01-57, 59, 99 or blanks (See <a href="#">Exhibit 2B, Chapter 2.</a> )
10.	State of birth	80-81 01-57, 59, 99 or blanks (See <a href="#">Exhibit 2B, Chapter 2.</a> )
11.	Control or sequence number (optional)	82-91 Alpha/Numeric, left justified. (If this field is blank on user's record, NCHS assigns a sequence number.)
12.	Optional user data	92-97 Alpha/Numeric, left justified; or blanks. User may provide information or codes to assess each match; e.g., date of last contact or date of death. (See <a href="#">Exhibit 2, element #12.</a> )
13.	Blank field	98-100 Blanks



**NDI RECORD INFORMATION: Data elements 14-33, positions 101-178 (information on matching NDI records)**

	<b>DATA ELEMENTS</b>	<b>POSITIONS</b>	<b>CODE STRUCTURE</b>
14.	State of death	101-112	Alpha, left justified
14A.	Year of death	113-116	Beginning with death year 1979
15.	State of death <u>CODE</u>	117-119	01-57, 59, left justified; 33C if New York City (See <a href="#">Exhibit 2B, Chapter 2.</a> )
16.	Alias indicator	120	"A" if an alias record; otherwise blank
17.	Death certificate number	121-126	Numeric (numbers are reassigned for each year of death)
18.	Date of death:		
	Month	127-128	01-12
	Day	129-130	01-31
	Year (last 2 digits)	131-132	00-99
<b>For items 19-31 (positions 133-165) below, see <a href="#">Exhibit 6 and 6A, Chapter 3.</a></b>			
19.	Name ( <b>on NDI record</b> ):		
	First name	133-134	bX, bN, b?, lb, lN, bb ( <i>b=blank space</i> )
	Middle initial	135	X, B, ?, -,b ( <i>b=blank space</i> )
	Last Name	136	X, N, ?, b ( <i>b=blank space</i> )
20.	Father's surname ( <b>NDI record</b> )	137	X, N, ?, -, b ( <i>b=blank space</i> )
21.	Last Name ( <b>on user record</b> ) <b>compared to</b> father's surname ( <b>on NDI record</b> )	138	X, N, ?, -, b ( <i>b=blank space</i> )
22.	Social Security Number ( <b>NDI record</b> )	139-147	A string of 9 X's and/or dashes (-) to show agreement or disagreement on each digit; or one dash in position <u>143</u> (surrounded by blanks) to indicate that the SSN was not reported on user's record; or a question mark (?) in position <u>143</u> to indicate that the SSN was not reported <i>only</i> on the NDI record.

	DATA ELEMENTS	POSITIONS	CODE STRUCTURE
23.	Birth Date (on NDI record):		
	Month	148	X, ?, -, b ( <i>b=blank space</i> )
	Day	149	X, ?, -, b ( <i>b=blank space</i> )
	Year	150-152	Xbb, ?bb, -bb +01, -01, +02, -02, ...+99, -99, >99 ( <i>b=blank space</i> )
24.	Age at Death (NDI record)	153	X, ?, -, b ( <i>b=blank space</i> )
25.	Sex (on NDI record)	154	X, ?, -, b ( <i>b=blank space</i> )
26.	Race (on NDI record)	155	X, ?, -, b ( <i>b=blank space</i> )
27.	Marital status (on NDI record)	156	X, ?, -, b ( <i>b=blank space</i> )
28.	State of residence (on NDI record)	157	X, ?, -, b ( <i>b=blank space</i> )
29.	State of birth (on NDI record)	158	X, ?, -, b ( <i>b=blank space</i> )
30.	Blank field	159-164	Blank spaces
31.	Exact match indicator	165	Asterisk (*) or blank (An "*" means ALL items provided on the user record matched EXACTLY with the corresponding items on the NDI record.)
32.	Matching sequence	166-168	001-050
			This number indicates <u>which</u> multiple NDI record match is represented on this "User/NDI record"; e.g. <u>003</u> of 010 possible NDI record matches. <b>NOTE:</b> Virtually all the NDI records presented in <i>Causes of Death (CAUSE)</i> file will be the <i>first ranked</i> NDI record match; e.g., <u>001</u> of 010 possible matches. The <b>CAUSE</b> file may also include a few matches that were NOT ranked <i>first</i> ; however, each of these matches would have had a probabilistic score which was high enough for the match to be assigned a status code of "1" ("true match; assumed deceased") – see data element 36, position 178.
33.	Number of possible NDI record matches	169-171	001-050
			This number indicates <u>how many</u> multiple NDI record matches were listed for a given user record; e.g. <u>003</u> of <u>010</u> possible NDI record matches. (Also refer to data element 32 above.)

<b>PROBABILISTIC SCORING INFORMATION:</b>		(See <a href="#">Appendix A</a> for more detailed information on probabilistic scoring.)	
	<b><i>DATA ELEMENTS</i></b>	<b><i>POSITIONS</i></b>	<b><i>CODE STRUCTURE</i></b>
34.	PROBABILISTIC SCORE	172-176	
35.	CLASS CODE	177	1, 2, 3, 4, or 5
36.	STATUS CODE	178	0 = FALSE match; assumed alive 1 = TRUE match; assumed dead)
37.	Blank field	179	Blank

DRAFT

**CAUSE OF DEATH CODES: Data elements 38-83, positions 180-438**

**NOTE: ICD-9 codes are used for 1979-1998 deaths. ICD-10 codes are used for deaths beginning 1999 and begin with alpha characters. When cause of death codes are NOT available, positions 180-183 will contain N/A and positions 184-438 will be blank.**

<b>UNDERLYING CAUSE OF DEATH</b>		<b>180-194</b>	These four (4) fields contain the ICD code for the underlying cause and recodes of the ICD code into selected groups.
	<b>DATA ELEMENTS</b>	<b>POSITIONS</b>	<b>CODE STRUCTURE</b>
38.	ICD Code (9 <sup>th</sup> or 10 <sup>th</sup> Revisions)	180-183	<p><b>(1)</b> Sources: World Health Organization: <u>Manual of the International Classification of Diseases, Injuries, and Causes of Death</u>, Based on Recommendations of the Ninth Revision Conference, 1975. Geneva, World Health Organization, 1977.</p> <p><b>(2)</b> World Health Organization. <u>International Statistical Classification of Diseases and Related Health Problems</u>, Tenth Revision. Geneva, World Health Organization, 1992. (Refer to your <i>NDI Search Results</i> CD for files of all ICD codes.)</p> <p><b>Note: Whenever the ICD code is 4 positions, there is an implied decimal after the 3<sup>rd</sup> position.</b> Position 183 is blank for those causes that do not have a 4<sup>th</sup> digit. Also note that the ICD-9 codes for <i>External Causes of Death</i> are actually E800-E999; however, for data processing purposes, NCHS never includes the letter "E" in positions 180-183. Any 800- 999 codes in positions 180-183 are <i>external</i> cause codes. Do not confuse these external cause codes with the ICD-9 <i>Nature of Injury</i> codes (800-999) which can <u>only</u> appear in the <i>multiple cause</i> data fields for entity-axis conditions (positions 197-336) and for record-axis conditions (positions 339-438). <i>Nature of Injury</i> codes are <u>never</u> used for the underlying cause of death. (Refer to your <i>NDI Search Results</i> CD for a separate list of ICD-9 <i>Nature of Injury</i> codes. ICD-10 <i>Nature of Injury</i> codes range from S00-T98.)</p>
39.	282 ICD-9 or 358 ICD-10 Cause <b>Recode</b>	184-188	<p>A recode of the ICD-9 or ICD-10 cause code into 282 or 358 groups for use in NCHS publications. Refer to your <i>NDI Search Results</i> CD for a complete list of recodes and the causes included.</p> <p><b>Code ranges: ICD-9</b> (001-456, not inclusive); <b>ICD-10</b> (00300-35800, not inclusive)</p>
40.	72 ICD-9 or 113 ICD-10 Cause <b>Recode</b>	189-191	<p>A recode of the ICD-9 or ICD-10 cause code into 72 or 113 groups for use in NCHS publications. Refer to your <i>NDI Search Results</i> CD for a complete list of these recodes.</p> <p><b>Code ranges: ICD-9</b> (010-840, not inclusive); <b>ICD-10</b> (001-135, not inclusive)</p>
41.	61 ICD-9or 130 ICD-10 Infant Cause <b>Recode</b>	192-194	<p>A recode of the ICD-9 or ICD-10 cause code into 61 or 130 group for use in NCHS publications. Please note that while records for all age groups will have a recode in this field (positions 192-194), the field is only applicable when compiling statistics on infants under one year of age.</p> <p><b>Code ranges: ICD-9</b> (001-158, not inclusive); <b>ICD-10</b> (010-680, not inclusive)</p>

**MULTIPLE CAUSES: ENTITY-AXIS CONDITIONS**

	<b>DATA ELEMENTS</b>	<b>POSITIONS</b>	<b>CODE STRUCTURE</b>
42.	Number of Entity-Axis Conditions	195-196	Code range:00-20
	ENTITY-AXIS CONDITIONS	197-336	<p>Space has been provided for a maximum of 20 conditions. Each condition takes 7 positions in the record. Records that do not have 20 conditions are blank in the unused positions or area.</p> <p><u>Position 1:</u> Part/line number on certificate            1 ..... Part I, line 1 (a)            2 ..... Part I, line 2 (b)            3 ..... Part I, line 3 (c)            4 ..... Part I, line 4 (d)            5 ..... Part I, line 5 (e)            6 ..... Part II</p> <p><u>Position 2:</u> Sequence of condition within part/line Code range:1-7</p> <p><u>Position 3-6:</u> Condition code (See ICD-9 or ICD-10 codes on your <b>NDI Search Results</b> CD.) <b>Note: Whenever there is a 4-position code, there is always an implied decimal after the 3<sup>rd</sup> position.</b></p> <p><u>Position 7:</u> Nature of Injury flag (only for ICD-9 codes)            1 ..... Indicates that the code in positions 3-6 is a Nature of Injury ICD-9 code            0 ..... All other codes</p>
43.	1 <sup>st</sup> Condition	197-203	
44.	2 <sup>nd</sup> Condition	204-210	
45.	3 <sup>rd</sup> Condition	211-217	
46.	4 <sup>th</sup> Condition	218-224	
47.	5 <sup>th</sup> Condition	225-231	
48.	6 <sup>th</sup> Condition	232-238	
49.	7 <sup>th</sup> Condition	239-245	
50.	8 <sup>th</sup> Condition	246-252	
51.	9 <sup>th</sup> Condition	253-259	
52.	10 <sup>th</sup> Condition	260-266	
53.	11 <sup>th</sup> Condition	267-273	
54.	12 <sup>th</sup> Condition	274-280	

	<b>DATA ELEMENTS</b>	<b>POSITIONS</b>	<b>CODE STRUCTURE</b>
55.	13 <sup>th</sup> Condition	281-287	
56.	14 <sup>th</sup> Condition	288-294	
57.	15 <sup>th</sup> Condition	295-301	
58.	16 <sup>th</sup> Condition	302-308	
59.	17 <sup>th</sup> Condition	309-315	
60.	18 <sup>th</sup> Condition	316-322	
61.	19 <sup>th</sup> Condition	323-329	
62.	20 <sup>th</sup> Condition	330-336	

**MULTIPLE CAUSES: RECORD-AXIS CONDITIONS**

	<b>DATA ELEMENTS</b>	<b>POSITIONS</b>	<b>CODE STRUCTURE</b>
63.	Number of Record Axis Conditions	337-338	Code range: 00-20
	RECORD-AXIS CONDITIONS	339-438	<p>Space has been provided for a maximum of 20 conditions. Each condition takes 5 positions in the record. Records that do not have 20 conditions are blank in the unused positions or area.</p> <p><u>Positions 1-4:</u> Condition Code (See ICD-9 or ICD-10 codes on your <b>NDI Search Results</b> CD.) <b>Note: Whenever there is a 4-position code, there is always an implied decimal after the 3<sup>rd</sup> position.</b></p> <p><u>Position 5:</u> Nature of Injury Flag (only for ICD-9 codes)  1 ..... Indicates that the code in position 1-4 is a Nature of Injury ICD-9 code.  0 ..... All other codes</p>
64.	1 <sup>st</sup> Condition	339-343	
65.	2 <sup>nd</sup> Condition	344-348	
66.	3 <sup>rd</sup> Condition	349-353	
67.	4 <sup>th</sup> Condition	354-358	
68.	5 <sup>th</sup> Condition	359-363	
69.	6 <sup>th</sup> Condition	364-368	
70.	7 <sup>th</sup> Condition	369-373	

71.	8 <sup>th</sup> Condition	374-378	
	<b>DATA ELEMENTS</b>	<b>POSITIONS</b>	<b>CODE STRUCTURE</b>
72.	9 <sup>th</sup> Condition	379-383	
73.	10 <sup>th</sup> Condition	384-388	
74.	11 <sup>th</sup> Condition	389-393	
75.	12 <sup>th</sup> Condition	394-398	
76.	13 <sup>th</sup> Condition	399-403	
77.	14 <sup>th</sup> Condition	404-408	
78.	15 <sup>th</sup> Condition	409-413	
79.	16 <sup>th</sup> Condition	414-418	
80.	17 <sup>th</sup> Condition	419-423	
81.	18 <sup>th</sup> Condition	424-428	
82.	19 <sup>th</sup> Condition	429-433	
83.	20 <sup>th</sup> Condition	434-438	

## [ Ynnnnnn.PRTCAUSE ] – Cause of Death Report

The **PRTCAUSE** file is short for **PRINTCAUSE** file

The **PRTCAUSE** file contains the *Cause of Death Report* that is formatted solely to generate an easy-to-read printout of the same coded causes of death included in the Cause of Death *File* (**CAUSE** file). An example of a printed page of this report appears in Exhibit 10 at the end of this section. The cause of death codes used in Exhibit 10 are only intended to show the relative positions and lengths of the cause of death codes that would appear in an actual report.

The **PRTCAUSE** file is intended primarily for NDI users who:

1. Submit a small number of records for an NDI *Plus* search.
2. Expect to identify only a small number of deaths.
3. Do not plan to write computer programs to link the coded causes of death from the CAUSE file with other data on the study subjects.
4. Want to quickly inspect the coded causes of death associated with **true** NDI record matches.

As was mentioned for the **CAUSE** file in the previous section, the **PRTCAUSE** file also only lists those NDI record matches which were either ranked first among the possible matches or received probabilistic scores which were high enough to be assumed to be TRUE matches. Based on the probabilistic score, each record is assigned a Status Code. The Status Codes can be found in the last column of the printed PRTCAUSE file. Each NDI record match listed will have either a status code of "1" (meaning TRUE match; assumed dead) or a status code of "0" (meaning FALSE match; assumed alive).

The Status Codes are only intended as a guide for the NDI user. The probabilistic scoring system gives fairly conservative results. Consequently, most of the records assigned a Status Code of 1 will actually be TRUE matches while a number of additional TRUE matches may be found among those records assigned a FALSE match Status Code of 0. IT IS THE USER'S RESPONSIBILITY TO MAKE A FINAL DETERMINATION OF THE TRUE AND FALSE MATCHES. Refer to Appendix A for information on the assignment of probabilistic scores.

The order in which possible NDI record matches are listed in the printed Cause of Death Report is as follows:

1. The matches are first grouped BY STATE (in alphabetical order; however, Puerto Rico and the Virgin Islands are listed last).
2. The matches are then listed BY YEAR OF DEATH (in ascending order).
3. Within a given year the matches are listed BY DEATH CERTIFICATE NUMBER (in ascending order).



## EXHIBIT 10: Cause of Death Report (**PRTCAUSE**)

```

*YR * STATE#/STATE NAME**** CERTIFICATE## CONTROL#**** LAST NAME (AS SENT) *UNDERLYING* *282 CAUSE* *72 CAUSE* *61 INFANT* *STATUS*
1990 05 CALIFORNIA 555444 99998888 DOE 1919 09500 220 080 1
ENTITY CODES: 1142750 2119190
RECORD CODES: 19190 42750

*YR * STATE#/STATE NAME**** CERTIFICATE## CONTROL#**** LAST NAME (AS SENT) *UNDERLYING* *282 CAUSE* *72 CAUSE* *61 INFANT* *STATUS*
1999 05 CALIFORNIA 112233 98765432 WASHINGTON 1426 22700 068 049 1
ENTITY CODES: 11F100 61I426 62I517 63R160 64E888 65F100
RECORD CODES: E888 I426 I517 R160

*YR * STATE#/STATE NAME**** CERTIFICATE## CONTROL#**** LAST NAME (AS SENT) *UNDERLYING* *282 CAUSE* *72 CAUSE* *61 INFANT* *STATUS*
1989 06 COLORADO 123456 32132132 BILGRAD 410 17400 360 680 1
ENTITY CODES: 11410 0 2141400 2240190 6131090 6234290 6344090 6455330
RECORD CODES: 31090 34290 40190 410 0 41400 44090 55330

*YR * STATE#/STATE NAME**** CERTIFICATE## CONTROL#**** LAST NAME (AS SENT) *UNDERLYING* *282 CAUSE* *72 CAUSE* *61 INFANT* *STATUS*
2000 06 COLORADO 654321 88887776 GOODIER K922 30600 111 066 1
ENTITY CODES: 11R571 21K922
RECORD CODES: K922 R571

```

\* Note: ICD-9 cause of death codes are used for deaths occurring from 1979-1998. ICD-10 codes (which all begin with alpha characters) are used from 1999 onward. The ICD-9 "recodes" are for 282, 72 and 61 selected causes. The ICD-10 recodes are actually for 358, 113 and 130 selected causes, respectively; however, the column headings in the PRTCAUSE file are only labeled as 282, 72 and 61 recodes.

## [ Ynnnnnn.REQFORMS ] - Death Certificate Request Forms

### General information

1. The **REQFORMS** file contains a list of all the possible NDI record matches grouped by the States (registration areas) in which the deaths occurred. If you need death certificates for your study, you are encouraged to use these Death Certificate Request Forms for requesting copies of death certificates from the state vital statistics offices. Listed below are a few reasons why an NDI user may find it necessary to purchase some copies of death certificates directly from the states:
  - a. Whenever the user feels that a **true** match has occurred for other than a first ranked (or highly probable) NDI match. (Call NDI staff before requesting such state death certificates.)
  - b. To confirm whether **questionable** matches are actually **true** matches -- especially when there are only phonetic rather than exact agreements on the names of the study subjects.
  - c. To obtain other statistical information from the death certificate such as place of death, education, industry or occupation data.
  - d. To be able to initiate follow-back investigations involving contacts with the next-of-kin, physicians, or hospitals.
  - e. Whenever the coded cause of death information is NOT AVAILABLE for a matching NDI record.
2. A separate Death Certificate Request Form is generated for each State that had at least one NDI record match. A sample form for California is presented in [Exhibit 11](#).
3. The NDI record matches for each State are sorted (in ascending order) first by year of death and then by death certificate number.
4. Selected information from each matching user record is also presented with the NDI record. This is intended to assist the State vital statistics offices in confirming that they are releasing the correct certificate.
5. The columns labeled "**CONTROL NO/DATA**" contain two possible items of information provided on each user record. The first number (or characters) represents the **control number** that appears in positions 82-91 of the user record. (NCHS will assign a number if one is not provided by the user; for example, NCHS 11, NCHS 202.) The second number (or characters) represents any **optional user data** that appear in positions 92-97 of the user record. (This information is left blank if a user record does not contain optional user data.) The column labeled "**SEQ NO**" contains the *sequence numbers* assigned to NDI record matches listed for a particular State. These numbers are intended to make it easier to refer to specific NDI records listed for that State.
6. After you have carefully evaluated each possible NDI record match listed in the NDI Retrieval Report:
  - a. Check off in the left margins of the Death Certificate Request Forms those death certificates you would like to obtain from each State office.
  - b. Contact the appropriate State offices to determine (1) their fees, (2) how to make out the checks, and (3) what additional information you need to attach before the office will release copies of the requested certificates.
  - c. Always complete the first page of a State's Death Certificate Request Form. To minimize the number of pages sent to a particular State, eliminate all other pages that do not contain requests for any death certificates; that is, do not have any check marks in the left margin.

- d. Include a copy of your NDI application form with your requests for state certificates.
  - e. Mail the forms to the appropriate State offices. Attach your payment to each form and include any additional information the State may require.
  - f. The State offices are encouraged to return these forms to you when they send you copies of the requested certificates. There is space on each form for the State office to indicate how many certificates were furnished, how many certificates were not furnished, which certificates were not furnished, and the reason a particular certificate was not furnished.
7. A copy of the U.S Standard Certificate of Death appears in [Exhibit 12](#) with instructions for completing the cause of death sections appearing in [Exhibit 12A](#).

DRAFT



# EXHIBIT 12: U.S. Standard Certificate of Death

## U.S. STANDARD CERTIFICATE OF DEATH

LOCAL FILE NO.		U.S. STANDARD CERTIFICATE OF DEATH		STATE FILE NO.			
1. DECEDENT'S LEGAL NAME (Include AKA's if any) (First, Middle, Last)		2. SEX		3. SOCIAL SECURITY NUMBER			
4a. AGE-Last Birthday (Years)		4b. UNDER 1 YEAR	4c. UNDER 1 DAY	5. DATE OF BIRTH (Mo/Day/Yr)	6. BIRTHPLACE (City and State or Foreign Country)		
		Months	Days	Hours	Minutes		
7a. RESIDENCE-STATE		7b. COUNTY		7c. CITY OR TOWN			
7d. STREET AND NUMBER		7e. APT. NO.	7f. ZIP CODE	7g. INSIDE CITY LIMITS? <input type="checkbox"/> Yes <input type="checkbox"/> No			
8. EVER IN US ARMED FORCES? <input type="checkbox"/> Yes <input type="checkbox"/> No		9. MARITAL STATUS AT TIME OF DEATH <input type="checkbox"/> Married <input type="checkbox"/> Married, but separated <input type="checkbox"/> Widowed <input type="checkbox"/> Divorced <input type="checkbox"/> Never Married <input type="checkbox"/> Unknown		10. SURVIVING SPOUSE'S NAME (If wife, give name prior to first marriage)			
11. FATHER'S NAME (First, Middle, Last)			12. MOTHER'S NAME PRIOR TO FIRST MARRIAGE (First, Middle, Last)				
13a. INFORMANT'S NAME		13b. RELATIONSHIP TO DECEDENT		13c. MAILING ADDRESS (Street and Number, City, State, Zip Code)			
14. PLACE OF DEATH (Check only one: see instructions)							
IF DEATH OCCURRED IN A HOSPITAL: <input type="checkbox"/> Inpatient <input type="checkbox"/> Emergency Room/Outpatient <input type="checkbox"/> Dead on Arrival			IF DEATH OCCURRED SOMEWHERE OTHER THAN A HOSPITAL: <input type="checkbox"/> Hospice facility <input type="checkbox"/> Nursing home/Long term care facility <input type="checkbox"/> Decedent's home <input type="checkbox"/> Other (Specify):				
15. FACILITY NAME (If not institution, give street & number)		16. CITY OR TOWN, STATE, AND ZIP CODE		17. COUNTY OF DEATH			
18. METHOD OF DISPOSITION: <input type="checkbox"/> Burial <input type="checkbox"/> Cremation <input type="checkbox"/> Donation <input type="checkbox"/> Entombment <input type="checkbox"/> Removal from State <input type="checkbox"/> Other (Specify):		19. PLACE OF DISPOSITION (Name of cemetery, crematory, other place)					
20. LOCATION-CITY, TOWN, AND STATE		21. NAME AND COMPLETE ADDRESS OF FUNERAL FACILITY					
22. SIGNATURE OF FUNERAL SERVICE LICENSEE OR OTHER AGENT				23. LICENSE NUMBER (Of licensee)			
<b>NAME OF DECEDENT</b> For use by physician or institution To Be Completed/Verified By: FUNERAL DIRECTOR		24. DATE PRONOUNCED DEAD (Mo/Day/Yr)		25. TIME PRONOUNCED DEAD			
		<b>ITEMS 24-28 MUST BE COMPLETED BY PERSON WHO PRONOUNCES OR CERTIFIES DEATH</b>					
26. SIGNATURE OF PERSON PRONOUNCING DEATH (Only when applicable)		27. LICENSE NUMBER		28. DATE SIGNED (Mo/Day/Yr)			
29. ACTUAL OR PRESUMED DATE OF DEATH (Mo/Day/Yr) (Spell Month)		30. ACTUAL OR PRESUMED TIME OF DEATH		31. WAS MEDICAL EXAMINER OR CORONER CONTACTED? <input type="checkbox"/> Yes <input type="checkbox"/> No			
<b>CAUSE OF DEATH (See instructions and examples)</b>							
<b>PART I.</b> Enter the <u>chain of events</u> —diseases, injuries, or complications—that directly caused the death. DO NOT enter terminal events such as cardiac arrest, respiratory arrest, or ventricular fibrillation without showing the etiology. DO NOT ABBREVIATE. Enter only one cause on a line. Add additional lines if necessary.					Approximate interval: Onset to death		
IMMEDIATE CAUSE (Final disease or condition resulting in death)							
a. _____ Due to (or as a consequence of):							
b. _____ Due to (or as a consequence of):							
Sequentially list conditions, if any, leading to the cause listed on line a. Enter the UNDERLYING CAUSE (disease or injury that initiated the events resulting in death) <b>LAST</b>							
c. _____ Due to (or as a consequence of):							
d. _____ Due to (or as a consequence of):							
<b>PART II.</b> Enter other significant conditions contributing to death but not resulting in the underlying cause given in PART I				33. WAS AN AUTOPSY PERFORMED? <input type="checkbox"/> Yes <input type="checkbox"/> No			
35. DID TOBACCO USE CONTRIBUTE TO DEATH? <input type="checkbox"/> Yes <input type="checkbox"/> Probably <input type="checkbox"/> No <input type="checkbox"/> Unknown				36. IF FEMALE: <input type="checkbox"/> Not pregnant within past year <input type="checkbox"/> Pregnant at time of death <input type="checkbox"/> Not pregnant, but pregnant within 42 days of death <input type="checkbox"/> Not pregnant, but pregnant 43 days to 1 year before death <input type="checkbox"/> Unknown if pregnant within the past year			
37. MANNER OF DEATH <input type="checkbox"/> Natural <input type="checkbox"/> Homicide <input type="checkbox"/> Accident <input type="checkbox"/> Pending Investigation <input type="checkbox"/> Suicide <input type="checkbox"/> Could not be determined				34. WERE AUTOPSY FINDINGS AVAILABLE TO COMPLETE THE CAUSE OF DEATH? <input type="checkbox"/> Yes <input type="checkbox"/> No			
38. DATE OF INJURY (Mo/Day/Yr) (Spell Month)		39. TIME OF INJURY	40. PLACE OF INJURY (e.g., Decedent's home, construction site, restaurant, wooded area)		41. INJURY AT WORK? <input type="checkbox"/> Yes <input type="checkbox"/> No		
42. LOCATION OF INJURY: State: _____ City or Town: _____				43. DESCRIBE HOW INJURY OCCURRED:			
				44. IF TRANSPORTATION INJURY, SPECIFY: <input type="checkbox"/> Driver/Operator <input type="checkbox"/> Passenger <input type="checkbox"/> Pedestrian <input type="checkbox"/> Other (Specify):			
45. CERTIFIER (Check only one): <input type="checkbox"/> Certifying physician-To the best of my knowledge, death occurred due to the cause(s) and manner stated. <input type="checkbox"/> Pronouncing & Certifying physician-To the best of my knowledge, death occurred at the time, date, and place, and due to the cause(s) and manner stated. <input type="checkbox"/> Medical Examiner/Coroner-On the basis of examination, and/or investigation, in my opinion, death occurred at the time, date, and place, and due to the cause(s) and manner stated.							
Signature of certifier: _____							
46. NAME, ADDRESS, AND ZIP CODE OF PERSON COMPLETING CAUSE OF DEATH (Item 32)							
47. TITLE OF CERTIFIER		48. LICENSE NUMBER	49. DATE CERTIFIED (Mo/Day/Yr)		50. FOR REGISTRAR ONLY- DATE FILED (Mo/Day/Yr)		
To Be Completed By: FUNERAL DIRECTOR		51. DECEDENT'S EDUCATION-Check the box that best describes the highest degree or level of school completed at the time of death. <input type="checkbox"/> 8th grade or less <input type="checkbox"/> 9th - 12th grade, no diploma <input type="checkbox"/> High school graduate or GED completed <input type="checkbox"/> Some college credit, but no degree <input type="checkbox"/> Associate degree (e.g., AA, AS) <input type="checkbox"/> Bachelor's degree (e.g., BA, AB, BS) <input type="checkbox"/> Master's degree (e.g., MA, MS, MEng, MEd, MSW, MBA) <input type="checkbox"/> Doctorate (e.g., PhD, EdD) or Professional degree (e.g., MD, DDS, DVM, LLB, JD)		52. DECEDENT OF HISPANIC ORIGIN? Check the box that best describes whether the decedent is Spanish/Hispanic/Latino. Check the "No" box if decedent is not Spanish/Hispanic/Latino. <input type="checkbox"/> No, not Spanish/Hispanic/Latino <input type="checkbox"/> Yes, Mexican, Mexican American, Chicano <input type="checkbox"/> Yes, Puerto Rican <input type="checkbox"/> Yes, Cuban <input type="checkbox"/> Yes, other Spanish/Hispanic/Latino (Specify) _____		53. DECEDENT'S RACE (Check one or more races to indicate what the decedent considered himself or herself to be) <input type="checkbox"/> White <input type="checkbox"/> Black or African American <input type="checkbox"/> American Indian or Alaska Native (Name of the enrolled or principal tribe) _____ <input type="checkbox"/> Asian Indian <input type="checkbox"/> Chinese <input type="checkbox"/> Filipino <input type="checkbox"/> Japanese <input type="checkbox"/> Korean <input type="checkbox"/> Vietnamese <input type="checkbox"/> Other Asian (Specify) _____ <input type="checkbox"/> Native Hawaiian <input type="checkbox"/> Guamanian or Chamorro <input type="checkbox"/> Samoan <input type="checkbox"/> Other Pacific Islander (Specify) _____ <input type="checkbox"/> Other (Specify) _____	
		54. DECEDENT'S USUAL OCCUPATION (Indicate type of work done during most of working life. DO NOT USE RETIRED).					
55. KIND OF BUSINESS/INDUSTRY							

# EXHIBIT 12A: Cause-of-death – Background, Examples, and Common Problems

Accurate cause of death information is important  
 •to the public health community in evaluating and improving the health of all citizens, and  
 •often to the family, now and in the future, and to the person settling the decedent's estate.

The cause-of-death section consists of two parts. **Part I** is for reporting a chain of events leading directly to death, with the **immediate cause** of death (the final disease, injury, or complication directly causing death) on line a and the **underlying cause** of death (the disease or injury that initiated the chain of events that led directly and inevitably to death) on the lowest used line. **Part II** is for reporting all other significant diseases, conditions, or injuries that contributed to death but which did not result in the underlying cause of death given in **Part I**. **The cause-of-death information should be YOUR best medical OPINION.** A condition can be listed as "probable" even if it has not been definitively diagnosed.

## Examples of properly completed medical certifications

CAUSE OF DEATH (See instructions and examples)			Approximate interval: Onset to death
<b>32. PART I.</b> Enter the <u>chain of events</u> —diseases, injuries, or complications—that directly caused the death. DO NOT enter terminal events such as cardiac arrest, respiratory arrest, or ventricular fibrillation without showing the etiology. DO NOT ABBREVIATE. Enter only one cause on a line. Add additional lines if necessary.  IMMEDIATE CAUSE (Final disease or condition -----> resulting in death) a. <u>Rupture of myocardium</u> Due to (or as a consequence of): _____  Sequentially list conditions, if any, leading to the cause listed on line a. Enter the _____  UNDERLYING CAUSE (disease or injury that initiated the events resulting in death) LAST c. <u>Coronary artery thrombosis</u> Due to (or as a consequence of): _____  d. <u>Atherosclerotic coronary artery disease</u>			Minutes  6 days  5 years  7 years
<b>PART II.</b> Enter other significant conditions contributing to death but not resulting in the underlying cause given in PART I  Diabetes, Chronic obstructive pulmonary disease, smoking		<b>33. WAS AN AUTOPSY PERFORMED?</b> <input checked="" type="checkbox"/> Yes <input type="checkbox"/> No  <b>34. WERE AUTOPSY FINDINGS AVAILABLE TO COMPLETE THE CAUSE OF DEATH?</b> <input checked="" type="checkbox"/> Yes <input type="checkbox"/> No	
<b>35. DID TOBACCO USE CONTRIBUTE TO DEATH?</b> <input checked="" type="checkbox"/> Yes <input type="checkbox"/> Probably <input type="checkbox"/> No <input type="checkbox"/> Unknown	<b>36. IF FEMALE:</b> <input checked="" type="checkbox"/> Not pregnant within past year <input type="checkbox"/> Pregnant at time of death <input type="checkbox"/> Not pregnant, but pregnant within 42 days of death <input type="checkbox"/> Not pregnant, but pregnant 43 days to 1 year before death <input type="checkbox"/> Unknown if pregnant within the past year	<b>37. MANNER OF DEATH</b> <input checked="" type="checkbox"/> Natural <input type="checkbox"/> Homicide <input type="checkbox"/> Accident <input type="checkbox"/> Pending Investigation <input type="checkbox"/> Suicide <input type="checkbox"/> Could not be determined	

CAUSE OF DEATH (See instructions and examples)			Approximate interval: Onset to death
<b>32. PART I.</b> Enter the <u>chain of events</u> —diseases, injuries, or complications—that directly caused the death. DO NOT enter terminal events such as cardiac arrest, respiratory arrest, or ventricular fibrillation without showing the etiology. DO NOT ABBREVIATE. Enter only one cause on a line. Add additional lines if necessary.  IMMEDIATE CAUSE (Final disease or condition -----> resulting in death) a. <u>Aspiration pneumonia</u> Due to (or as a consequence of): _____  Sequentially list conditions, if any, leading to the cause listed on line a. Enter the _____  UNDERLYING CAUSE (disease or injury that initiated the events resulting in death) LAST c. <u>Blunt force injuries</u> Due to (or as a consequence of): _____  d. <u>Motor vehicle accident</u>			2 Days  7 weeks  7 weeks  7 weeks
<b>PART II.</b> Enter other significant conditions contributing to death but not resulting in the underlying cause given in PART I		<b>33. WAS AN AUTOPSY PERFORMED?</b> <input checked="" type="checkbox"/> Yes <input type="checkbox"/> No  <b>34. WERE AUTOPSY FINDINGS AVAILABLE TO COMPLETE THE CAUSE OF DEATH?</b> <input checked="" type="checkbox"/> Yes <input type="checkbox"/> No	
<b>35. DID TOBACCO USE CONTRIBUTE TO DEATH?</b> <input type="checkbox"/> Yes <input type="checkbox"/> Probably <input checked="" type="checkbox"/> No <input type="checkbox"/> Unknown	<b>36. IF FEMALE:</b> <input type="checkbox"/> Not pregnant within past year <input type="checkbox"/> Pregnant at time of death <input type="checkbox"/> Not pregnant, but pregnant within 42 days of death <input type="checkbox"/> Not pregnant, but pregnant 43 days to 1 year before death <input type="checkbox"/> Unknown if pregnant within the past year	<b>37. MANNER OF DEATH</b> <input type="checkbox"/> Natural <input type="checkbox"/> Homicide <input checked="" type="checkbox"/> Accident <input type="checkbox"/> Pending Investigation <input type="checkbox"/> Suicide <input type="checkbox"/> Could not be determined	
<b>38. DATE OF INJURY (Mo/Day/Yr) (Spell Month)</b> August 15, 2003	<b>39. TIME OF INJURY</b> Approx. 2320	<b>40. PLACE OF INJURY (e.g., Decedent's home, construction site, restaurant, wooded area)</b> road side near state highway	<b>41. INJURY AT WORK?</b> <input type="checkbox"/> Yes <input checked="" type="checkbox"/> No
<b>42. LOCATION OF INJURY:</b> State: Missouri City or Town: near Alexandria		Street & Number: mile marker 17 on state route 46a Apartment No.: _____ Zip Code: _____	
<b>43. DESCRIBE HOW INJURY OCCURRED:</b> Decedent driver of van, ran off road into tree		<b>44. IF TRANSPORTATION INJURY, SPECIFY:</b> <input checked="" type="checkbox"/> Driver/Operator <input type="checkbox"/> Passenger <input type="checkbox"/> Pedestrian <input type="checkbox"/> Other (Specify)	

## Common problems in death certification

The **elderly decedent** should have a clear and distinct etiological sequence for cause of death, if possible. Terms such as senescence, infirmity, old age, and advanced age have little value for public health or medical research. Age is recorded elsewhere on the certificate. When a number of conditions resulted in death, the physician should choose the single sequence that, in his or her opinion, best describes the process leading to death, and place any other pertinent conditions in Part II. If after careful consideration the physician cannot determine a sequence that ends in death, then the medical examiner or coroner should be consulted about conducting an investigation or providing assistance in completing the cause of death.

The **infant decedent** should have a clear and distinct etiological sequence for cause of death, if possible. "Prematurity" should not be entered without explaining the etiology of prematurity. Maternal conditions may have initiated or affected the sequence that resulted in infant death, and such maternal causes should be reported in addition to the infant causes on the infant's death certificate (e.g., Hyaline membrane disease **due to** prematurity, 28 weeks **due to** placental abruption **due to** blunt trauma to mother's abdomen).

When **SIDS** is suspected, a complete investigation should be conducted, typically by a medical examiner or coroner. If the infant is under 1 year of age, no cause of death is determined after scene investigation, clinical history is reviewed, and a complete autopsy is performed, then the death can be reported as Sudden Infant Death Syndrome.

## When processes such as the following are reported, additional information about the etiology should be reported:

Abscess	Carcinomatosis	Disseminated intra vascular coagulopathy	Hyponatremia	Pulmonary arrest
Abdominal hemorrhage	Cardiac arrest	Dysrhythmia	Hypotension	Pulmonary edema
Adhesions	Cardiac dysrhythmia	End-stage liver disease	Immunosuppression	Pulmonary embolism
Adult respiratory distress syndrome	Cardiomyopathy	End-stage renal disease	Increased intra cranial pressure	Pulmonary insufficiency
Acute myocardial infarction	Cardiopulmonary arrest	Epidural hematoma	Intra cranial hemorrhage	Renal failure
Altered mental status	Cellulitis	Exsanguination	Malnutrition	Respiratory arrest
Anemia	Cerebral edema	Failure to thrive	Metabolic encephalopathy	Seizures
Anoxia	Cerebrovascular accident	Fracture	Multi-organ failure	Sepsis
Anoxic encephalopathy	Cerebellar tonsillar herniation	Gangrene	Multi-system organ failure	Septic shock
Arrhythmia	Chronic bedridden state	Gastrointestinal hemorrhage	Myocardial infarction	Shock
Ascites	Cirrhosis	Heart failure	Necrotizing soft-tissue infection	Starvation
Aspiration	Coagulopathy	Hemothorax	Old age	Subdural hematoma
Atrial fibrillation	Compression fracture	Hepatic failure	Open (or closed) head injury	Subarachnoid hemorrhage
Bacteremia	Congestive heart failure	Hepatitis	Paralysis	Sudden death
Bedridden	Convulsions	Hepatorenal syndrome	Pancytopenia	Thrombocytopenia
Biliary obstruction	Decubiti	Hyperglycemia	Perforated gallbladder	Uncal herniation
Bowel obstruction	Dehydration	Hyperkalemia	Pertontitis	Urinary tract infection
Brain injury	Dementia (when not otherwise specified)	Hypovolemic shock	Pleural effusions	Ventricular fibrillation
Brain stem herniation	Diarrhea		Pneumonia	Ventricular tachycardia
Carcinogenesis				Volume depletion

If the certifier is unable to determine the etiology of a process such as those shown above, the process must be qualified as being of an unknown, undetermined, probable, presumed, or unspecified etiology so it is clear that a distinct etiology was not inadvertently or carelessly omitted.

The following conditions and types of death might seem to be specific or natural but when the medical history is examined further may be found to be complications of an injury or poisoning (possibly occurring long ago). Such cases should be reported to the medical examiner/coroner.

Asphyxia	Epidural hematoma	Hip fracture	Pulmonary emboli	Subdural hematoma
Bolus	Exsanguination	Hyperthermia	Seizure disorder	Surgery
Choking	Fall	Hypothermia	Sepsis	Thermal burns/chemical burns
Drug or alcohol overdose/drug or alcohol abuse	Fracture	Open reduction of fracture	Subarachnoid hemorrhage	

REV. 11/2003

[Ynnnnnn.MATCH]:     **MATCHING** user records  
[Ynnnnnn.NOMATCH]:   **NON-MATCHING** user records  
[Ynnnnnn.REJECTS]:   **REJECTED** user records

1. These three files only contain user record information and are in the same record format as the records you submitted to NCHS.
2. The user records are grouped as follows:
  - a. *Matching users records* (**MATCH** file): contains user records involved in possible matches with any NDI records.
  - b. *Non-matching user records* (**NOMATCH** file): contains user records not involved in any match with NDI records.
  - c. *Rejected user records* (**REJECTS**): contains user records which failed to satisfy the basic criteria of the NDI edit program and were thus rejected *prior to* the search of the NDI file.
3. These three files are generated simply for your information. They potentially can be used as follows:
  - a. **MATCH** file: After you determine which of the MATCHING USER RECORDS were not involved in *true* matches, you can delete these records from the **MATCH** file and add them to the **NOMATCH** file.
  - b. **NOMATCH** file: This file may be saved and then resubmitted to NCHS for repeat NDI file searches as subsequent years of death become available.
  - c. **REJECTS** file: Each record on this file was REJECTED because it did not contain at least a first and last name and *either* a Social Security number or a month and year of birth. If the missing information on some or all of these user records can be obtained and added to the file, the records could be resubmitted for an NDI file search **at no extra charge**.
4. The record format and code structure for the user records on these three files are presented in [Exhibit 2, Chapter 2](#).

## CHAPTER 4 - Assessing the NDI Output

### Review Your NDI Edit Results First

Before you begin assessing your NDI matches, it is important to carefully review the file named **EDITS** that is included on your NDI results CD. (Refer to *User File Edit Results* in Chapter 3 for more information on the **EDITS** file.)

Your study subject's records are edited before they are searched against the NDI file. The NDI edit program determines whether your data file conforms to NCHS data file specifications, file format requirements, and coding instructions. If your data file cannot be read or does not satisfy the basic edit program requirements, your file will be returned to you for revision and resubmission at no extra charge.

The edit program rejects any user records not containing at least one of the following combinations of data items:

1. FIRST and LAST NAME and SOCIAL SECURITY NUMBER
2. FIRST and LAST NAME and MONTH and YEAR OF BIRTH
3. SOCIAL SECURITY NUMBER and DATE OF BIRTH and SEX

*User records rejected by the edit program are not eligible for inclusion in the search of the NDI file. The edit results provide an error listing of each rejected user record with an indication of the reason for the rejection. If you have sufficient data to update the rejected records, feel free to correct and resubmit such records at no charge.*

Furthermore, the edit results also include summary statistics on the accuracy and completeness of each NDI data set item you provided. If you notice that one or more of the data items you submitted are missing, out of range, or have an unexpectedly low completeness percentage, you may want to consider correcting those items and resubmitting a corrected file for another NDI search at no charge.

### Matching criteria

The NDI Retrieval Program is used to search the NDI file to determine whether a particular NDI death record qualifies as a possible record match with a particular user record. To qualify as a possible record match, both records must satisfy at least one of the seven conditions or matching criteria listed below. The specified data items must agree on both records.

1. Social Security number
2. Exact month and +/- 1 year of birth, first and last name
3. Exact month and +/- 1 year of birth, first and middle initials, last name
4. Exact month and day of birth, first and last name
5. Exact month and day of birth, first and middle initials, last name
6. Exact month and year of birth, first name, father's surname
7. *If the subject is female:* exact month and year of birth, first name, last name (on user's record) and father's surname (on NDI record)



FIRST NAME or FIRST and MIDDLE INITIALS must match exactly to satisfy the above matching criteria. In the case of LAST NAME and FATHER'S SURNAME, however, the above matching criteria will be satisfied if there is agreement on names based on either their exact spelling or their "NYSIIS" codes (New York State Identification and Intelligence System). The NYSIIS name coding procedure is intended to accommodate common misspellings of names by assigning a specified alpha character(s) to each character (or combination of selected characters) in a name. (See examples in [Exhibit 13](#) at the end of this chapter.)

With the above, liberal matching criteria, a given user record may generate possible record matches with more than one NDI record, especially when the subject's name is common; e.g., John Smith, Mary Jones. The matching criteria are intended to maximize the number of **true** matches that are identified, especially for those NDI users unable to provide Social Security numbers. However, as a by-product of these liberal criteria, you are advised to expect a significant number of **false** matches (false positives). The success of the NDI matching process will be determined by the following four factors: (1) the effectiveness of the seven matching criteria, (2) the quality and completeness of the data on your study subjects, (3) the quality and completeness of the death certificate data in the NDI file, and (4) your ability to assess the quality of the resulting matches.

## Responsibilities of the NDI user

**It is your responsibility to review the NDI output files, to assess the quality of each possible NDI record match listed, and to determine which possible matches are true matches.** NDI records involved in matches, based on any of the above seven matching criteria, should only be considered as **possible** matches. The format and content of the NDI output described in Chapter 3 are designed to assist you in determining which matches are **true** matches, which ones are **false** matches, and which ones are **questionable** (and thus require further investigation).

If you requested an NDI **Plus** search, you will actually receive eleven files of NDI output. (Only nine files of output are provided for a "**routine**" NDI search.) **You should familiarize yourself with each of these files as described in Chapter 3 (especially the NDI Retrieval Report) before beginning to view or process them.** You should call the NDI staff if you require assistance in processing the files or interpreting the output. (Call 301-458-4444 for assistance.)

## Suggestions for assessing the NDI output

The suggestions listed below should give you a few ideas on how to handle the wealth of information provided and how to assess the quality of matches that occur. As feedback is received from NDI users, this list of suggestions will be expanded in future revisions of this publication.

**NOTE:** To determine your **true** matches, you should only refer to the **REPORT**, **COMPRESS**, and/or **COMBINED** files. **As mentioned in Chapter 3, you should not refer to the CAUSE or PRTCAUSE files until you have determined the true matches.** The **CAUSE** and **PRTCAUSE** files only contain the cause of death codes for the better matches; however, many of these matches may also be **false** matches.

If you only requested a **routine** NDI search, you will not receive the **CAUSE** or **PRTCAUSE** files with your NDI results.

Develop specific criteria or matching conditions that must be satisfied for a match to be deemed a **true** match. Do the same to identify and eliminate **false** matches. Strive to *minimize* the number of matches that appear to be **questionable**. Some users may prefer to purchase death certificates for the **questionable** matches before making a final determination.

Be prepared to receive a relatively large number of possible NDI record matches, many of which will be **false** matches.

If you submit a large volume of records for an NDI search, be prepared to develop a computer program to isolate **true** matches, to eliminate most **false** matches, and to minimize the number of **questionable** matches. To assist you in developing such a computer program, the NDI output contains the **COMBINED** file entitled **Combined File of Matching User and NDI Records**. (Refer to Chapter 3 for file format and coding information.)

Records matching on Social Security number will not always be true matches. A few of these matches may involve the record of a spouse. Checking whether there are agreements on sex, first name, and/or date of birth is helpful. Furthermore, on *rare occasions* a false match can occur when the Social Security number is reported or recorded wrong (on the user's or NDI record), causing a match with another person containing the same 9 digits.

Matches generated solely by those criteria involving the **date of birth** may be evaluated initially based on the extent to which the various digits of the **Social Security number** agree or disagree. The *NDI Retrieval Report* uses an "X" to show which digits of the Social Security number agree and a dash (—) to show which digits disagree.

Matches generated solely by those matching criteria involving **month and day of birth** may be initially evaluated based on the extent to which the years of birth disagree. The NDI Retrieval Report indicates the difference in years between the years of birth on an NDI record and a user record; for example, +1 year, -1 year, -15 years, etc. In most instances, matches with greater than 10 years of difference probably will be false matches. You will have to determine, however, your own specific criteria for eliminating such false matches based on agreements or disagreements on other data items.

The NDI Retrieval Program will generate and list *multiple* NDI record matches; i.e., two or more NDI records may be matched with a given user record. This often occurs in the case of common names. The NDI records are ranked based on the number of NDI data items that are in agreement with those on the user record. Keep in mind that none of the multiple matches is necessarily a **true** match; however, if the criteria you develop selects one to be a **true** match, the remaining NDI record matches can be disregarded or eliminated. Furthermore, several users have commented that matches ranked fourth or greater seldom tend to be **true** matches. Although this experience has not been analyzed and confirmed to date, you may want to *consider* either (a) eliminating all matches ranked fourth or greater or (b) applying looser elimination criteria for such matches.

A CD entitled **NAMES COUNT!** should be included in your NDI results package. It is intended as an aid to NDI users wanting to develop stricter acceptance criteria for those matches involving common names. This CD contains the frequencies and percentages of last names on the NDI master file from 1979 to 2005. The CD also contains the frequencies and percentages of last names by state and first names by birth decade.

The NDI Retrieval Program incorporates the use of phonetic codes for last names to enhance the marginal effectiveness of the NDI matching criteria. These phonetic codes are based on the modified New York State Identification and Intelligence System (NYSIIS). Accepting NYSIIS code agreements on names (rather than just exact agreements) tends to generate a few additional **true** matches; however, accepting NYSIIS code agreements on names can also result in the listing of numerous **false** matches. For example, the last name "Johnson" also translates to a NYSIIS code of "Jansen." Likewise, the last names of "Janzen" and "Jeanson" also translate to the same NYSIIS code of "Jansen." (For more examples of last names associated with the same NYSIIS code see [Exhibit 13](#).) Consequently, we suggest you apply stricter criteria when assessing matches resulting from NYSIIS agreements. Before determining that a **true** match has occurred, confirm whether there are sufficient agreements on other data items to warrant the designation of a **true** match.

If you request an NDI file search of only the most recent year of death available (or a few of the more current years of death), please do not be surprised if you obtain several possible matches against NDI records having earlier years of death. These NDI records are **BELATED** records that were received from some States *after* the cut-off date for adding NDI records for a particular year of death. For example, a belated 2003 record will be *flagged* as being loaded with either the 2004 or 2005 deaths (depending on when it was received) and then will be stored in a special belated file which is **always** searched – regardless of the specific years you request to be searched. Consequently, if you submit records for repeat NDI searches as additional years of death are added to the NDI file, you will always have your records searched against any belated records that were missed in earlier searches. (Please note that not all states submit belated records.)

Probabilistic scores are assigned to each NDI record match. The scoring information appears in positions 172 to 178 of the **COMBINED** file. Refer to **Appendix A** for how the probabilistic scores are assigned. The assigned probabilistic scores and associated Status Codes (1=true match and 0=false match) are only intended as a guide for the user. It is still the user's responsibility to determine which matches are true or false.

Once you have identified the true matches, the associated coded causes of death can be obtained from the **CAUSE** file or the **PRTCAUSE** file. The **CAUSE** and **PRTCAUSE** files contain ICD-9 and ICD-10 codes for the underlying cause of death - - as well as the multiple causes of death (entity axis codes and record axis codes). A complete list of these codes and explanation of the codes appears on the CD containing the NDI results.

You should be aware that the coded causes of death might not be available for some of the true matches that were selected. The NDI is authorized to release only the coded causes of death for those matching NDI records that are *ranked first* in the list of possible matches. The only exception permitted is that coded causes can also be released in those few instances when a matching NDI record is assigned a high enough probabilistic score to be considered a **true** match (regardless of how the record is ranked). You may find it necessary to purchase copies of some death certificates whenever the causes of death are not available for some NDI matches (or if you feel you need to verify the **questionable** matches). To simplify this effort, NDI users are provided with a document entitled *Obtaining State Death Certificates* which describes each state's requirements and who should be contacted.

**(NOTE: If you selected *true* matches for which cause of death codes are not available on the **CAUSE** or **PRTCAUSE** files, contact NDI staff before attempting to purchase copies of death certificates.)**

**EXHIBIT 13: LAST NAME EXAMPLES OF NYSIIS RECODES**

<b>LAST NAME = JOHNSON</b>	<b>LAST NAME = MORSE</b>	<b>LAST NAME = ANDERSON</b>
<b>NYSIIS = JANSAN*</b>	<b>NYSIIS = MARS*</b>	<b>NYSIIS = ANDARSAN</b>
<b>JOHNSON</b>	<b>MORSE</b>	<b>ANDERSON</b>
JANZEN	MAERSCH	AMDERSON
JEANSON	MARSAU	ANDEERSON
JAENSEN	MARSAW	ANDERSEN
JAHNSEN	MARSCHE	ANDERSHIN
JAHNSON	MARSE	ANDERSIN
JAHNSSEN	MARSH	ANDERSOHN
JAMSEN	MARSHAE	ANDERSOM
JAMSION	MARSHAUS	ANDERSONS
JANNSOHN	MARSHAW	ANDERSSEN
JANSEN	MARSHIO	ANDERSSON
JANSENIUS	MARZIO	ANDERZHON
JANSHEN	MARZOA	ANDORSON
JANSON	MEARSE	ANMDERSON
JANSONIUS	MEHRZAI	
JANSSEN	MERSI	
JANSSON	MEYERSHAW	
JANSZEN	MORSA	
JANZAN	MORSCH	
JANZANO	MORSEAU	
JEANSONNE	MORSESR	
JEHNSEN	MORZO	
JEMSON	MOURSI	
JENSEMA	MUERSCH	
JENSEN	MURSAU	
JENSSON	MURSCH	
JENSYNN	MURSE	
JOHNSEN	MURSU	
JOHNSION	MURZI	

\* This is not an exhaustive list of all the last names associated with the NYSIIS code.

## APPENDIX A

### A PROBABILISTIC SCORING APPROACH FOR ASSESSING NATIONAL DEATH INDEX MATCH RESULTS

**Caution:** NDI users should be aware that submission records containing a significant number of missing data items (for example not collecting state of birth or state of residence) will have lower overall probabilistic scores and may as a consequence underestimate mortality for their cohort if additional clerical review of potential match records is not conducted.

The probabilistic scoring technique described in this Appendix is intended only to aid (or guide) NDI users in determining which NDI record matches are likely to be **true** matches. Please read this appendix carefully before attempting to use the scores in your assessment of NDI matches. Please note that the cut-off scores are fairly conservative, meaning that a **status code** of 1 implies that there is a high probability that the NDI record is a **true** match (i.e., the study subject is assumed to be deceased). On the other hand, some portion of those NDI matches assigned a status code of 0 (assumed alive) may in fact also be **true** matches. The final responsibility of determining **true** and **false** matches rests with the NDI user.

#### NDI Matching Methodology

The NDI is designed to facilitate health related mortality studies. Researcher supplied submission files are matched to the NDI computerized index of death record information compiled from death certificates submitted by State Vital Statistics offices to the National Center for Health Statistics (NCHS). Matching user submission records to the NDI is a two-step process. In the first step, the NDI system selects potential death record matches based on a set of seven matching criteria. The second step consists of a scoring and classification procedure that results in the assignment of a probabilistic score and a suggested determination of final match status by NCHS. The approach taken to classify researcher - supplied records to the NDI matches is a modification of the probabilistic approaches developed by Fellegi and Sunter (1969) and Rogot, Sorlie, and Johnson (1986).

#### Selecting NDI records

The NDI matches user submission records to death records based on seven criteria:

1. Social Security number
2. Exact month and +/- 1 year of birth, first and last name
3. Exact month and +/- 1 year of birth, first and middle initials, last name
4. Exact month and day of birth, first and last name
5. Exact month and day of birth, first and middle initials, last name
6. Exact month and year of birth, first name, father's surname
7. *If the subject is female:* exact month and year of birth, first name, last name (**on user's record**) and father's surname (**on NDI record**)

Record matches between NDI records and user records are referred to as possible matches. An NDI record is selected as a possible match to a user record if it matches on any one of the seven criteria. In the case of multiple NDI records returned for a given user record, the potential for a large number of false positives may occur. Of those matches listed, one may be a **true** match – but it is also possible that none

may be a **true** match. Alternatively, it is also possible that no NDI record will be selected for a given user record.

Indications of agreement between the user record and the NDI record are returned to the user for each possible match record. In addition to the data items involved in the seven matching criteria, the NDI results return an indication of agreement for up to five additional data items: age at death; race; marital status; state of residence; and state of birth.

## Scoring and classification of potential matches

Assessing the quality of possible matches and determining the best match for each user submission record requires a consistent approach. Each NDI possible match record is assigned a probabilistic score. The probabilistic score is the sum of the weights assigned to each of the identifying data items used in the NDI record match, where the weights reflect the degree of agreement between the information on the submission record and the NDI death record. NCHS developed the weights, known as binit weights, based upon the frequency of occurrence of the identifying data items in the NDI files for years 1986 to 1991 and the 1988-1991 National Health Interview Survey (a nationally representative survey of the non-institutionalized U.S. population).

A weight is the base 2 logarithm of the inverse of the probability of occurrence of the characteristic based on the above files. For example, since males constitute about 46.3 percent of the population aged 18 and over, the weight is  $\log_2(1/.463) = 1.11$ . Weights are constructed in a similar manner for race, last name, father's surname, birth month, day, and year, state of residence, and state of birth. The last name weights have been modified for females. Since females have historically changed their surnames upon marriage, divorce, and remarriage, matching on surname only may produce a false non-match. The NDI returns an indication of either match or non-match on father's surname as well as last name. Since a person's father's surname does not change over time this is used as auxiliary information for females. If last name does not match on the two records (the last name weight is negative), the last name weight is replaced with the father's surname weight if positive (matches), otherwise the last name weight is retained. Since middle initials are sex-specific, sex-specific weights were constructed for middle initial. Weights for marital status were constructed to be jointly age and sex specific. Common first names, such as "John" that have a higher probability of occurrence, receive a lower binit weight than uncommon names, such as "Jonas". First name weights are both sex and birth year cohort specific (<1926, 1926-1935, 1936-1955, and >1955) since there are some secular trends in the assignment of first names. The weight assigned for SSN is a constant value of 30.

Weights are either positive or negative. If there is agreement between the user record and the NDI record for a particular identifying data item, the weight is positive. If there is no agreement, the weight is negative. Some items, such as year of birth, allow a tolerance (+/- 3 years) and are still considered to agree. With the exception of middle initial, data items that are missing on the user's submission record, the NDI record, or both receive a weight of zero. A blank middle initial is considered a valid value and receives the appropriate weight. The score for each potential match is the sum of the weights for each individual data item.

$$\text{Score} = W_{SSN} + W_{\text{firstname} \times \text{sex} \times \text{birthyear}} + W_{\text{middleinitial} \times \text{sex}} + W_{\text{lastname}} + W_{\text{race}} + W_{\text{sex}} + W_{\text{maritalstatus} \times \text{sex} \times \text{age}} + W_{\text{birthday}} + W_{\text{birthmonth}} + W_{\text{birthyear}} + W_{\text{stateofbirth}} + W_{\text{stateof residence}}$$

After scoring the potential matches, each is categorized into one of five mutually exclusive classes. Whereas weighting and scoring take into account the probability that the submission record and the NDI record share a particular value for the identifying items, the classes take into account which identifying items agree. They reflect the fact that some of the NDI identifying data items used in the matching criteria are more important for determining true matches than others. For example, as SSN is a key identifier in the matching process, each NDI record match is initially classified according to whether SSN is present and agrees (Class 1 or 2), is present but disagrees (Class 5) or is unknown (Class 3 or 4). Additionally, non-changing, identifying information is more important than information that can change

over time. Many women, for example, assume their spouse's name at marriage, a common example of legitimate change over time. Birth surname, however, does not change and is thus an important matching variable for women. By contrast, state of residence and marital status may change over time and are, therefore, less important as classification variables.

The final five classification groups developed by the NDI are as follows:

- Class 1: Exact match on SSN, (all nine digits), first name, middle initial, last names, sex, state of birth, birth month and birth year.
- Class 2: SSN matches on at least *seven* digits and one or more of the other items from Class 1 may not match.  
*Note: Some matched cases are moved from Class 2 to Class 5 because of an indication that the reported SSN belongs to the spouse. This includes those cases for which the SSN is known and matches, but the first name and sex do not agree.*
- Class 3: SSN unknown but eight or more of first name, middle initial, last name, birth day, birth month, birth year, sex, race, marital status, or state of birth match.
- Class 4: Same as Class 3 but less than eight items match.
- Class 5: SSN is known but doesn't match.  
*Note: Some matched cases are moved from Class 5 to Class 3 because of an indication that one of the SSN's (on the user record or on the death certificate) may have been reported incorrectly but a significant number of other data items are in agreement.*

In this classification scheme all of Class 1 matches are considered to be true matches implying that the individuals are deceased. All of the Class 5 matches are considered false matches. Assignment of records falling into one of Classes 2, 3, or 4 as either true matches or false matches are based on score cut-off points within each class, as shown in [Table 1](#). Records with scores greater than the cut-off scores are considered true matches while records with scores lower than the cut-off scores are considered false matches. The recommended cut-off scores were determined on the basis of two calibration samples, with consideration given to jointly maximizing the proportion of records correctly classified and minimizing the number of records incorrectly classified.

NDI recommended and alternative cut-off scores are given in Table 1. It is suggested that the user adopt the recommended cutoff scores since they were chosen to provide overall optimal performance and are independent of any given study. If it is desired to use alternative cutoff scores to conduct sensitivity analyses, they should be chosen within each class. Table 1 provides estimates of the correct classification rates for each class under the assumption of 1,000 records within each class.

**Table 1 - The Impact of Using Alternative Cutoff Scores**  
(assuming 1,000 records in each class)

**Class 2**

Score	Deaths		Alive	
	N = 926	Percent correct	N = 74	Percent correct
34.5	924	99.8	7	9.1
39.5	924	99.8	9	12.1
<b>44.5</b>	<b>921</b>	<b>99.5</b>	<b>13</b>	<b>18.2</b>
49.5	917	99.0	18	24.2
54.5	906	97.8	20	27.3

**Class 3**

Score	Deaths		Alive	
	N = 959	Percent correct	N = 41	Percent correct
27.5	959	100.0	2	4.6
32.5	958	99.9	6	13.6
<b>37.5</b>	<b>946</b>	<b>98.6</b>	<b>23</b>	<b>56.1</b>
42.5	933	97.3	25	60.6
47.5	872	90.9	27	66.7

**Class 4**

Score	Deaths		Alive	
	N = 281	Percent correct	N = 719	Percent correct
22.5	191	67.8	622	86.6
27.5	173	61.6	684	95.2
<b>32.5</b>	<b>143</b>	<b>51.0</b>	<b>703</b>	<b>97.8</b>
37.5	119	42.4	712	99.0
42.5	70	24.9	718	99.8

Notes: N is the number of presumed correctly classified deceased and living persons based on a hypothetical sample of 1,000 persons.

The suggested cutoff score is the middle score (**in bold text**) within each class.

Any decision to use an alternative cutoff score should be made on the basis of both the proportion correctly classified and the numbers of persons correctly classified.



## Example 1

This example of NDI weighting and scoring is based on a hypothetical person with the characteristics as given in the table below.

<b><i>Item</i></b>	<b><i>Value</i></b>	<b><i>Frequency</i></b>	<b><i>Weight</i></b>
SSN	Unknown		0.00
Last name	Robinson	0.00193	9.02
Middle initial	A	0.07748	3.69
First name	Leo	0.00140	9.48
Race	White	0.83509	0.26
Sex	Male	0.46329	1.11
Marital status	Married	0.05913	4.08
Birth day	10	0.03349	4.90
Birth month	October	0.08597	3.54
Birth year	1940	0.01418	6.14
State of birth	Florida	0.01552	6.01
State of residence	New York	0.06652	3.91

Since this record has an unknown Social Security Number but at least eight of more of the following criteria are matched (first name, middle initial, last name, birth day, birth month, birth year, sex, race, marital status, or state of birth), this possible match record would be classified as a Class 3 match. The probabilistic match score then is the sum of the individual item weights that is 52.14. Since 52.14 is greater than the Class 3 recommended cutoff score of 37.5, it would be assumed that this is a true match and the person is deceased.

## Example 2

Using example 1 above, assume that birth day, marital status, and state of residence do not match but the remaining items do match between the two records. This potentially matched record would be classified as a Class 4 match since less than eight of the following criteria are matched (first name, middle initial, last name, birth day, birth month, birth year, sex, race, marital status, or state of birth). In this example, the weights for birth day (4.90), marital status (4.08), and state of residence (3.91) would be negative and the score would be 26.36. This is less than the recommended cutoff score of 32.5 for Class 4 and it would be assumed that this is a false match and the person is not deceased.

## Evaluation Studies

The NDI probabilistic scoring system was evaluated using 2 calibration samples. A calibration sample needs to have vital status information such as date and location of death, and ideally, death certificate number on the sample subjects based on sources independent of the NDI. Two NCHS surveys met this criteria: NHANES I Epidemiologic Follow-up Survey (NHEFS) and the Longitudinal Study on Aging (LSOA)

The 14,407 persons who participated in the NHANES I Epidemiologic Follow-up Survey (NHEFS) (1971-75) were used as the first calibration sample. Active follow-up was conducted on this sample to ascertain the vital status of the participants. Death certificates were obtained for persons found to be deceased. The NHANES is a large nationally representative survey, and can be used as a calibration sample for developing a methodology for classification of potential NDI matches.

Since the NDI was not begun until 1979, persons who died prior to 1979 were eliminated from further consideration. Vital status was obtained independent of the NDI by interviewer follow-back in 1982, 1986, and 1987. The NHEFS sample was then matched to the NDI for years 1979 through 1986. This yielded 5,393 records with potential matches to the NDI and 6,672 records not involved in any matches.

The Longitudinal Study on Aging (LSOA) dataset was used as a second calibration sample. The LSOA was based on a subset of the 1984 NHIS participants. The data used in this calibration sample are those participants aged 70 and over at the time of interview who were followed through August, 1988. Vital status was obtained independent of the NDI by interviewer follow-back in 1986 and 1988. Of the 7,541 persons originally interviewed in 1984, 3,466 had potential matches with the NDI (1984-88) and 4,075 persons were not involved in any match.

### **Subgroup biases in classification**

The results of the evaluation study revealed biases in the classification of NDI match status for females and for non-whites. The correct classification rate for females, who were known to be deceased, was about 2.5 percentage points poorer than for males (94.0 percent and 96.6 percent, respectively). This is due to linkage problems caused by changing surnames. Even though father's surname is being used to provide additional information there still remain problems of correctly reporting and recording surnames in both the survey and on the death certificates. Both males and females had the same correct classification rates for living persons.

Among non-whites, there are multiple problems, including lower reporting of social security numbers and incorrect spelling/recording of ethnic names, that can lead to underestimated mortality (or incorrectly classifying a true match as a false match). The correct classification rates for known decedents who are non-white dropped to 86 percent (89 percent in the LSOA alone) while the classification rate for living persons remained high at about 97 percent. The classification rate for female non-whites known to be deceased was about three percent lower than the classification rate for non-white male decedents (84.7 percent and 87.8 percent respectively).

Differential reporting of SSN and correct name information results in a relatively large proportion of non-white potential matches classified as Class 4 matches. As discussed earlier, Class 4 consists of records with unknown SSN's and less than eight of the other items matching (due to errors or missing information). NDI users are urged to carefully evaluate the results of class 4 matches, especially among matches for females and non-whites. Female and non-white matches assigned to Class 1, 2, 3, or 5 appear to have the same correct classification rates as those for white males.

## References

- Calle E.E. and Terrell, D.D., Utility of the National Death Index for Ascertainment of Mortality among Cancer Prevention Study II Participants. *American Journal of Epidemiology* Vol 137, 235-241, 1993.
- Copas, J.B. and Hilton, F.J., Record Linkage: Statistical Models for Matching Computer Records. *Journal of the Royal Statistical Society A* Vol 153, 287-320, 1990.
- D'Andrea Du Bois, N.S. Jr., A Solution to the Problem of Linking Multivariate Documents. *Journal of the American Statistical Association*, 163-174, 1969.
- Fellegi, I.P. and Sunter, A.B., A Theory for Record Linkage. *Journal of the American Statistical Association*, Vol 64, 1183-1210, 1969.
- Keller, J.E., Howe, H.L. and Noak, J.R., An Algorithm for Matching Anonymous Hospital Discharge Records Used in Occupational Disease Surveillance: Anonymous Record Matching Algorithm. *American Journal of Industrial Medicine* Vol 20, 657-661, 1991.
- Newcombe, H.B., Kennedy, J.M., Axford, S.L., and James, A.P., Automatic Linkage of Vital Records. *Science*, Vol 130, 954-959, 1959.
- Newcombe, H.B., Fair, M.E., and Lalonde, P., The Use of Names for Linking Personal Records. *Journal of the American Statistical Association* Vol 87, 1193-1208, 1992.
- Rogot, E., Sorlie, P., and Johnson, N.J., Probabilistic Methods in Matching Census Samples to the National Death Index. *Journal of Chronic Diseases* Vol 39, 719-734, 1986.
- Tepping, B.J., A Model for Optimum Linkage of Records. *Journal of the American Statistical Association* Vol 63, 1321-1332, 1968.
- Williams, B.C., Demitrack, L.B., and Fries, B.E., The Accuracy of the National Death Index when Personal Identifiers other than Social Security Number are Used. *American Journal of Public Health* Vol 82, 1145-1147, 1992.
- Horm, J.W. and Wright, R.A.: A New National Source of Health and Mortality Information in the United States. *Proceedings of the Joint Statistical Meetings*, San Francisco, August, 1993. In Press.
- National Death Index User's Manual. U.S. Department of Health and Human Services, Public Health Service, Centers for Disease Control, National Center for Health Statistics, Hyattsville, Md. September, 1990.
- Kovar, M.G., Fitti, J.E., and Chyba, M.M., The Longitudinal Study on Aging: 1984-90. National Center for Health Statistics. *Vital and Health Statistics* 1(28). 1992.
- Finucane, F.F., Freid, V.M., Madans, J.H., et al. Plan and Operation of the NHANES I Epidemiologic Followup Study, 1986. National Center for Health Statistics. *Vital and Health Statistics* 1(25). 1990.

APPENDIX B - NDI APPROVAL LETTER FOR SEARCH

See attached exhibit.



National Center for Health Statistics  
3311 Toledo Road, Room 7318  
Hyattsville, Maryland 20782

TYPE OF NDI SEARCH APPROVED		SEARCH#
No	<b>Routine</b> NDI search ONLY	
Yes	NDI Plus (vital status <b>UNKNOWN</b> )	<b>Y11-X078</b>
Yes	NDI Plus ( <b>KNOWN</b> decedents)	<b>Y11-K078</b>
Yes	FL/NYC NDI Plus approval	
Yes	New NDI Application	
	Amended NDI Application	
	Repeat Request	

Ronny Bell, Ph.D.  
Department of Epidemiology & Prevention  
Division of Public Health Sciences  
Wake Forest University Health Sciences  
Medical Center Blvd.  
Winston-Salem, North Carolina 27157-1063

RE: Approval of NDI Request, NDI Application #Y11-0078  
(SEARCH for Diabetes in youth phase 3: Registry Study)

Dear Dr. Bell:

Your request for a search of the National Death Index (NDI) has been approved for this study (see table above) on the basis of the information you provided in your NDI Application form.

To keep your application current, it is important that you notify us in writing whenever there are any planned changes in:

- 1) your project's funding arrangements.
- 2) your study protocol.
- 3) your confidentiality provisions.
- 4) organizations or consultants receiving identifying death record information.

You must also contact us whenever you receive (or feel you might soon receive) a subpoena or court order for any identifying information obtained as a result of your use of the NDI.

You may now express mail your records for an NDI search. Please follow the instructions in Chapter 2 of the NDI User's Guide when preparing your records (see enclosed). Also enclosed is an NDI Transmittal Form(s) and a Worksheet for Calculating NDI Charges. These documents along with your payment should be included in the express mail package containing your password protected CD. Email us at [ndi@cdc.gov](mailto:ndi@cdc.gov) and provide your express mail tracking number and your password.

Express mail your records to:

**National Death Index  
Attn: Michelle Goodier  
3311 Toledo Road, Room 7318  
Hyattsville, Maryland 20782  
(301) 458-4444**

NDI searches can be performed beginning with deaths occurring in 1979. Please note that the NDI files are only updated annually, approximately 15 months after the end of a particular calendar year.

The following, more recent, years of death are (or will be) available for searches of the NDI database:

<b>1979-2009</b>	<b>Available</b>
<b>2010</b>	<b>July 2012</b>

**\*check website for updates @ <http://www.cdc.gov/nchs/ndi.htm>**

Sincerely yours,

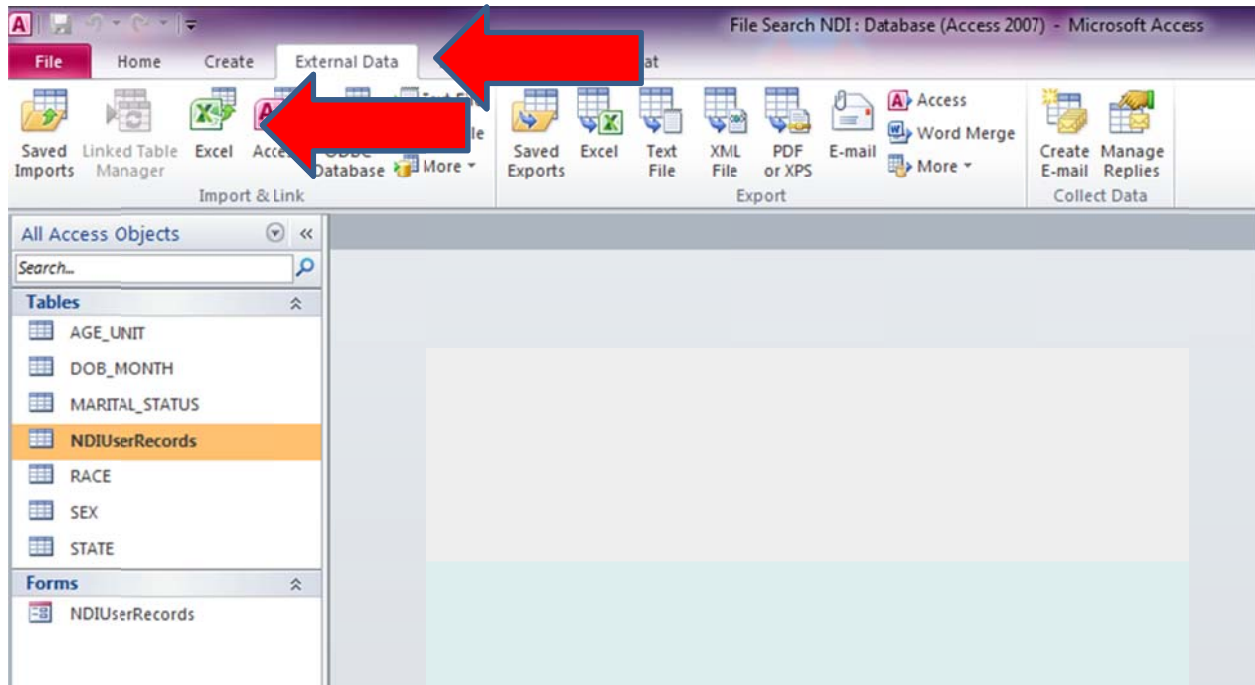
*Michelle Goodier*

Lillian M. Ingster, Ph.D.  
Director, National Death Index  
Division of Vital Statistics

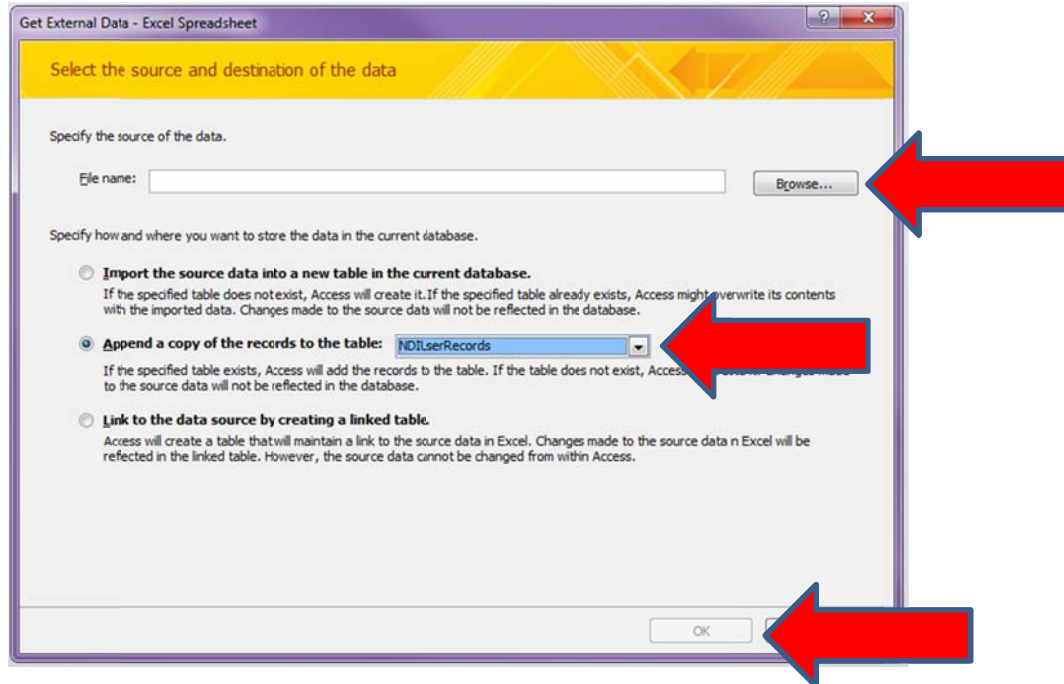
Enclosures

APPENDIX C - INSTRUCTIONS FOR IMPORTING AND EXPORTING IN ACCESS

See attached exhibit.

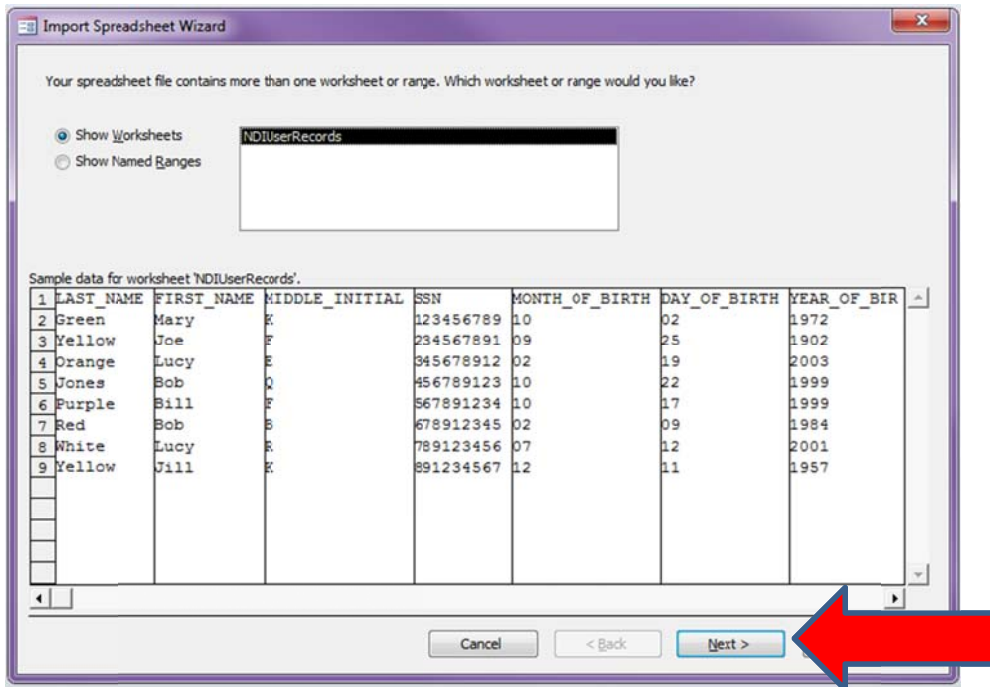


1. Go to the External Data tab on the ribbon
2. Press Excel in the Import & Link section

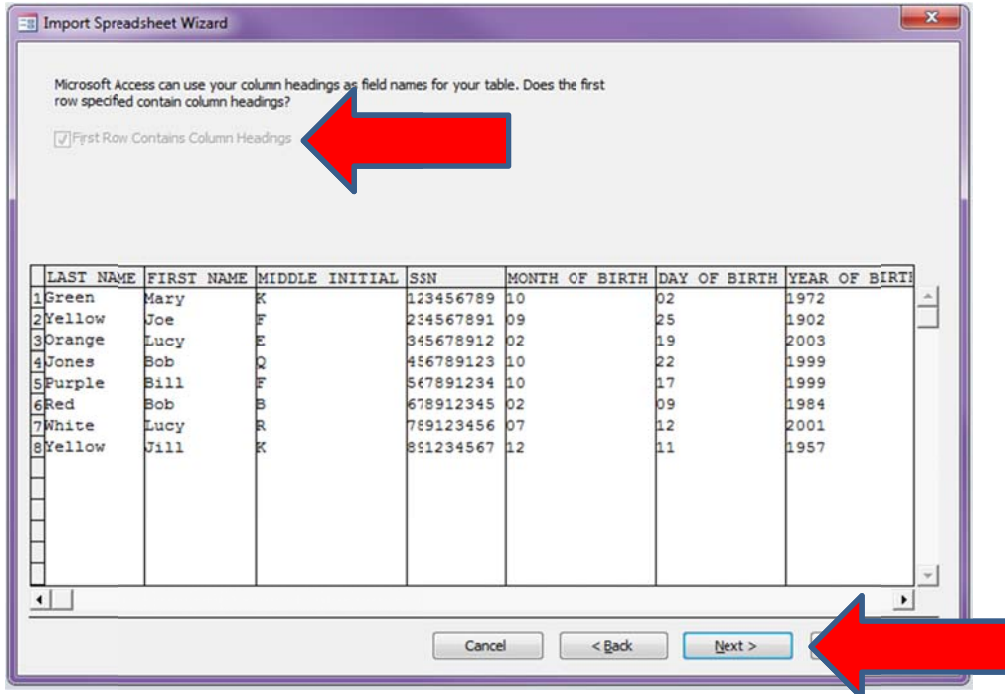


3. Select correct file
4. Select "Append a copy of the records to the table:" and select "NDIUserRecords"
5. Press OK

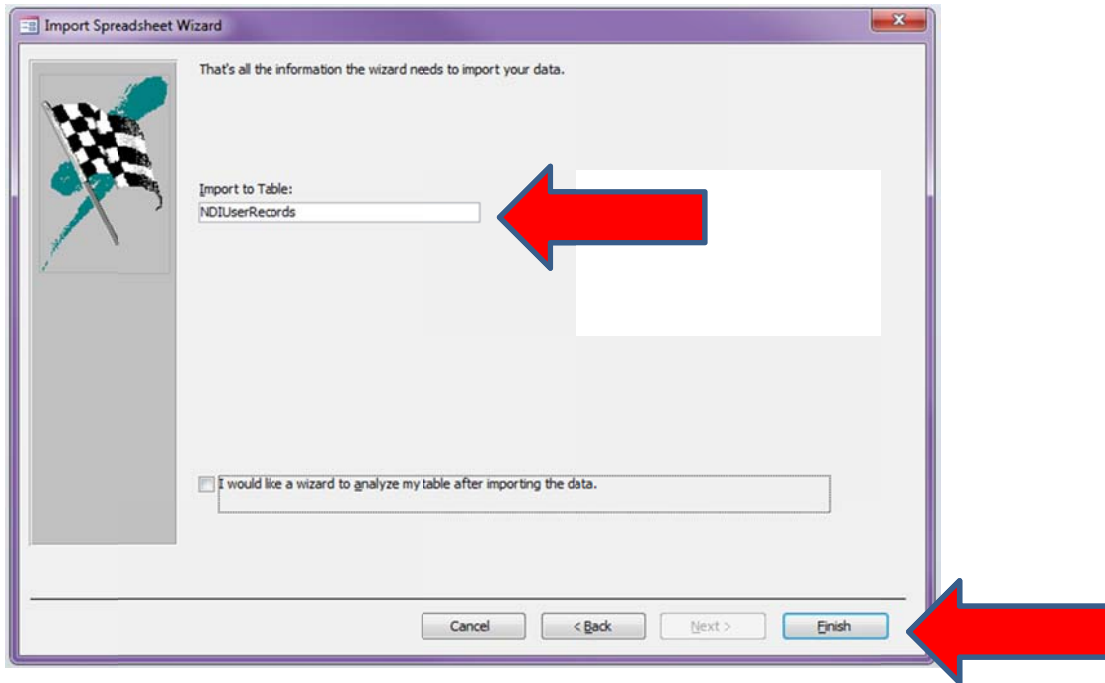




6. Ensure that the correct data is displayed
7. Press Next

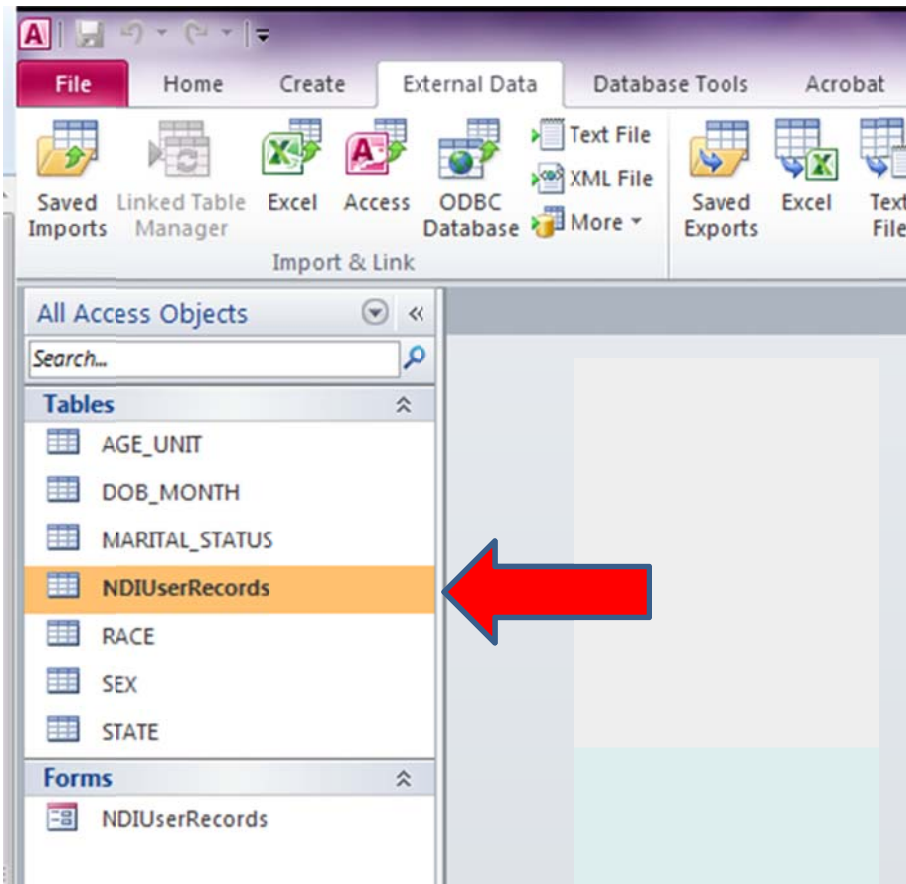


8. Ensure that "First Row Contains Column Headings" is checked
9. Press Next



10. Double check that import is going to correct table

11. Press Finish

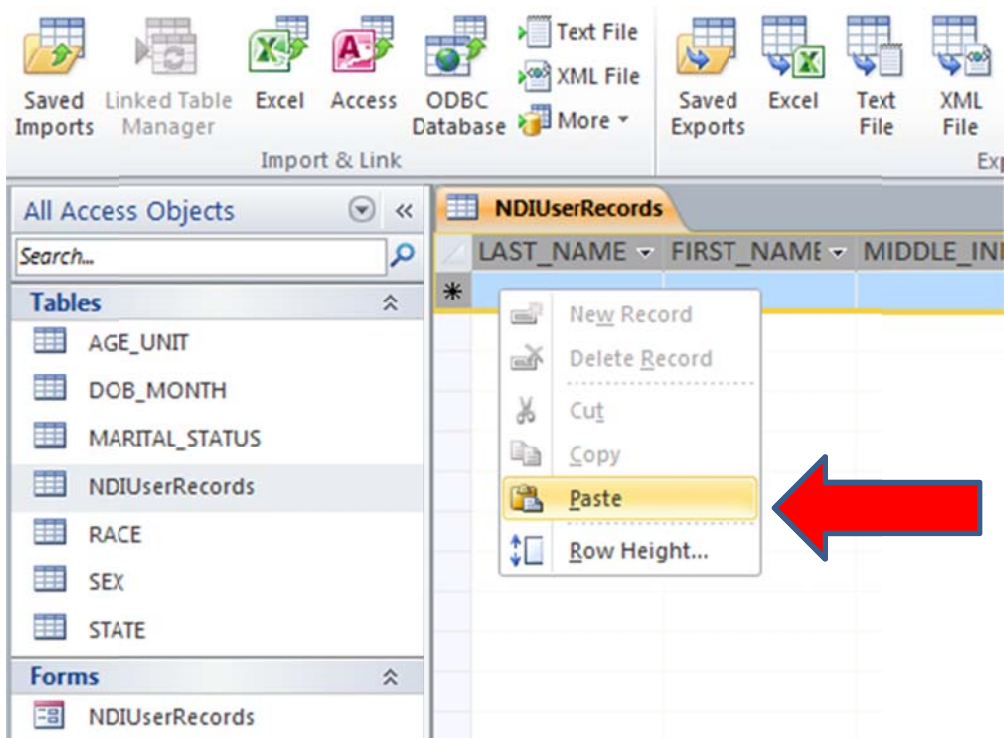


1. Open NDIUserRecords Table

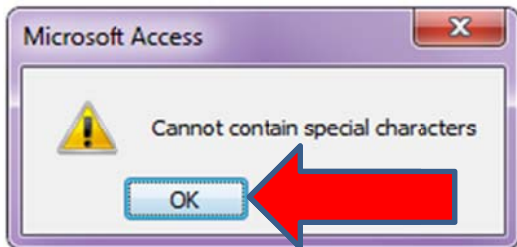
	A	B	C	D	E	F	G
1	LAST NAME	FIRST NAME	MIDDLE INITIAL	SSN	MONTH OF BIRTH	DAY OF BIRTH	YEAR C
2	Smith-Lee	Mary	K	123456789	10	09	1972
3	Yellow	Joe Bob	F	234567891	09	25	1902
4	Orange	Lucy	E	567891234	10	19	2003
5	Jones	Bob	C	987654321	09	22	1999
6	Purple	Bill	F	307891234	10	17	1999
7	Red	Bob	B	2345	02	09	1984
8	White	Lucy	R			12	2001
9							
10							
11							

A red arrow points to the 'Copy' option in the context menu that is open over the data in row 8.

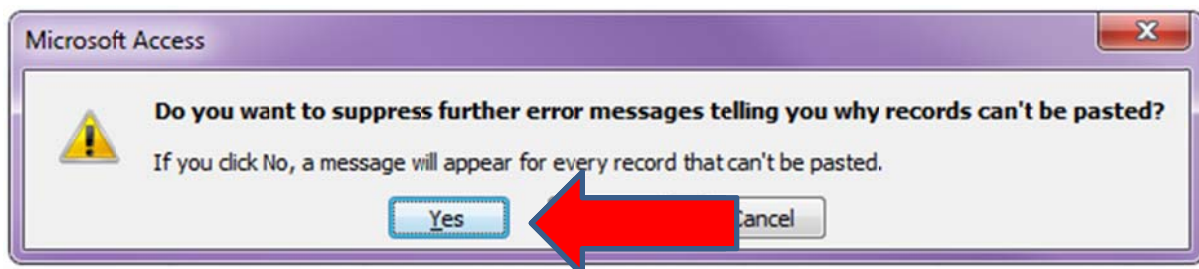
2. Select and copy desired records in Excel



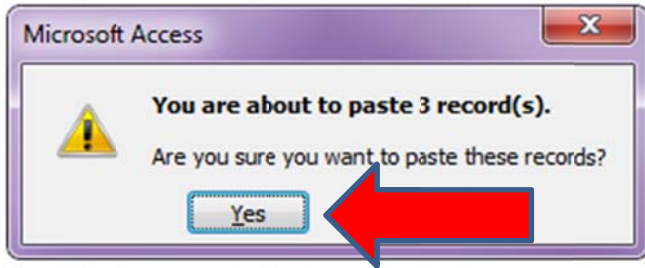
3. In Access select the record marked with \* and paste



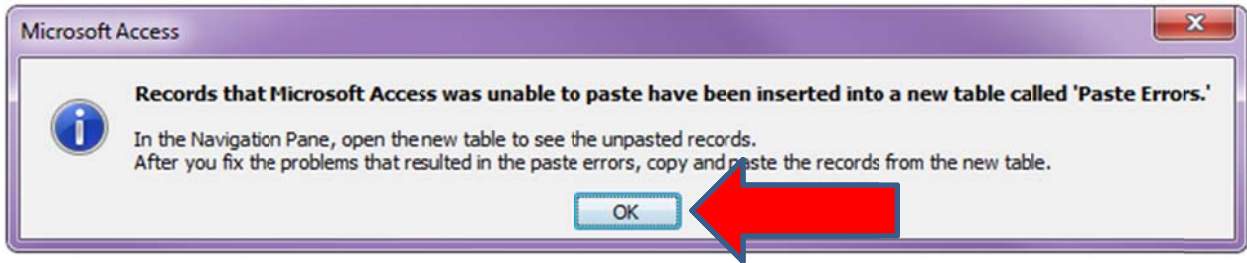
4. You may receive one of several error messages similar to the one above, if this happens press OK



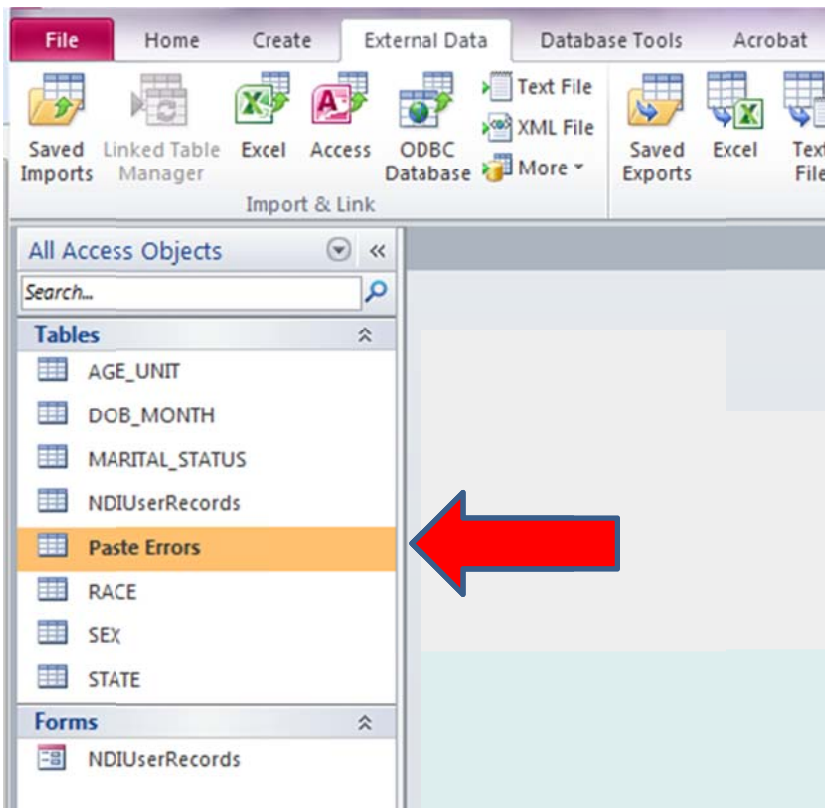
5. To suppress additional error messages press Yes



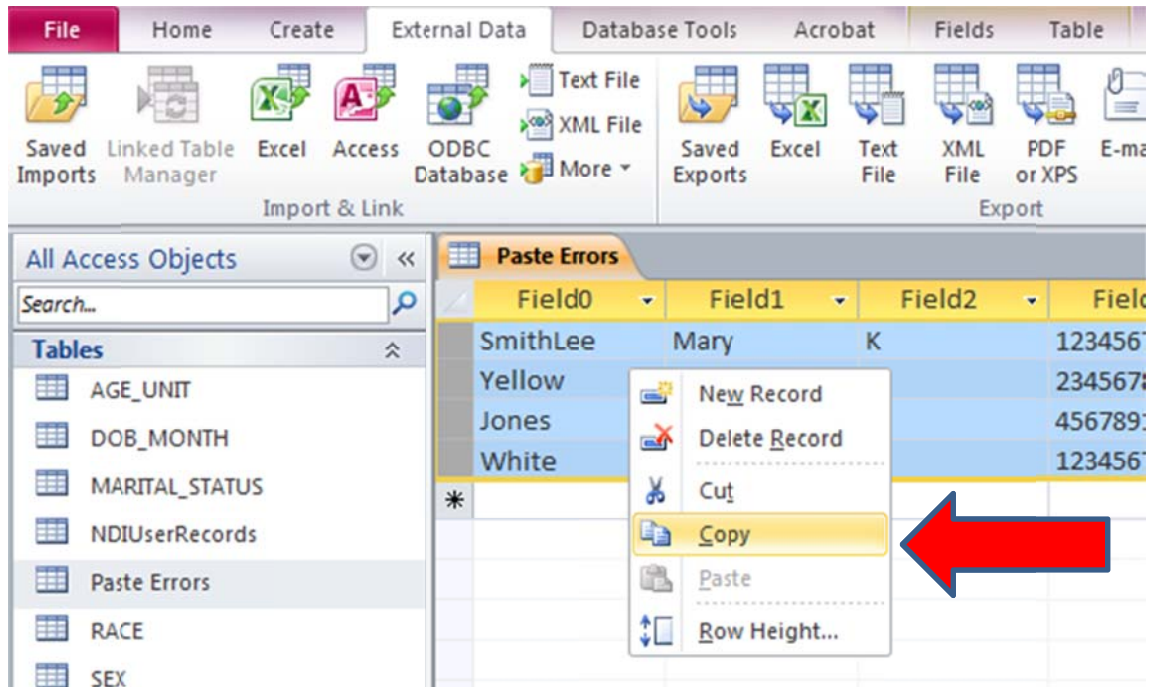
6. When you are asked if you would like to paste the records press Yes



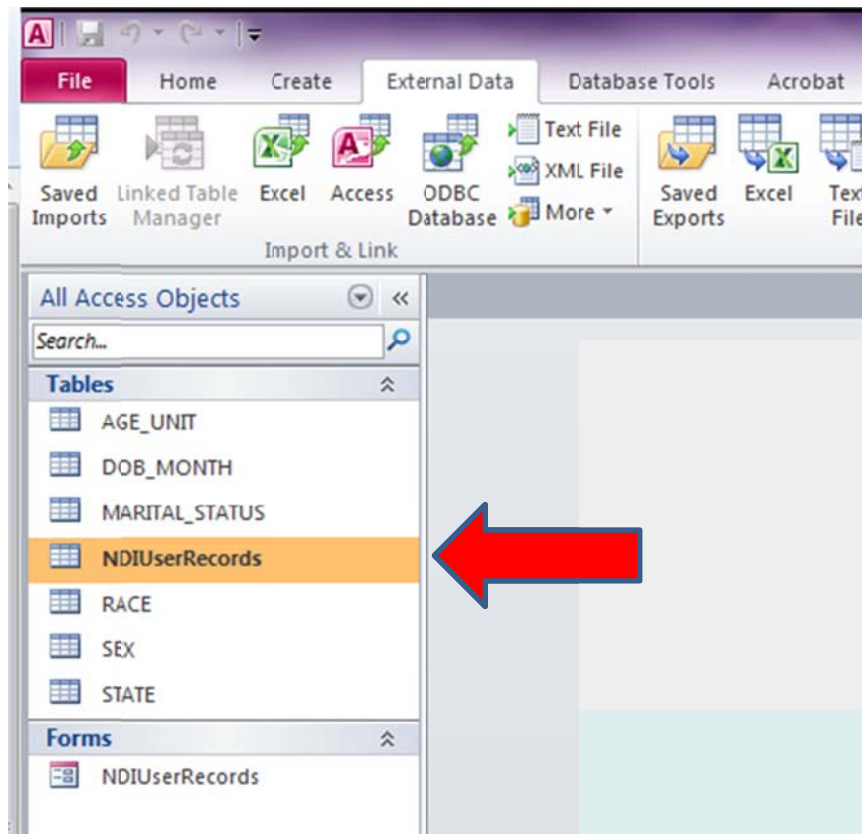
7. Access will inform you that a table named Paste Errors has been created; this table contains all the records that could not be pasted into the NDIUserRecords table due to validation errors. Press OK.



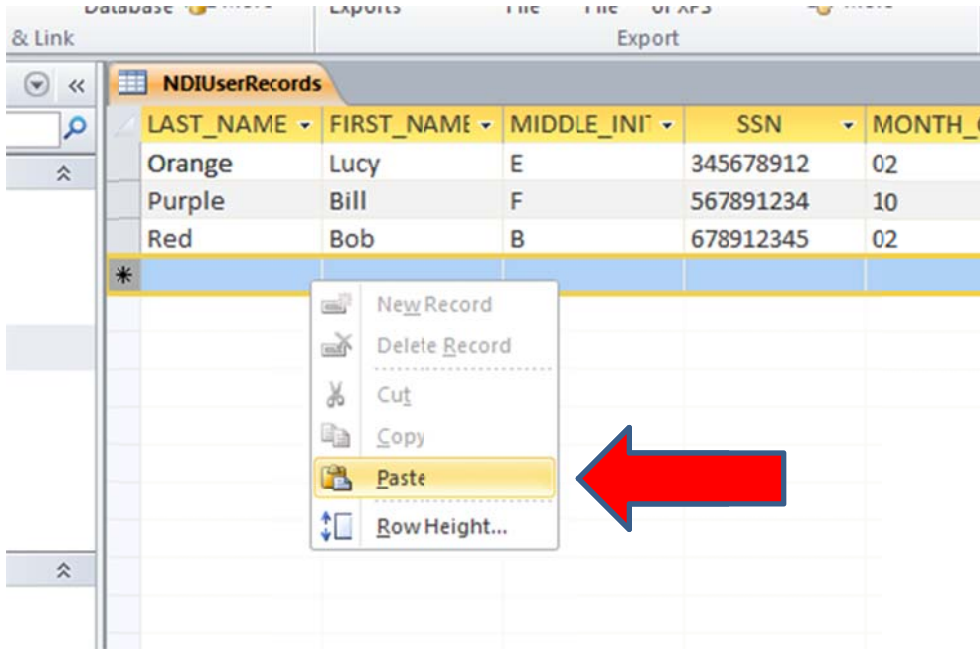
8. Open the Paste Errors table



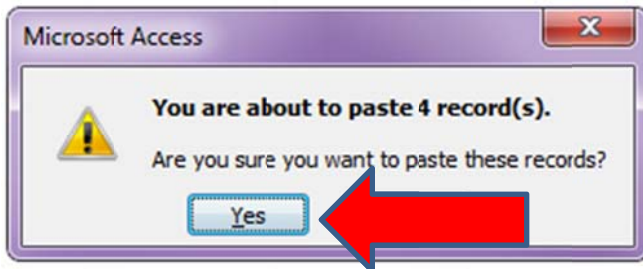
9. Once you have corrected the errors, select the records and copy them



10. Return to the NDIUserRecords table

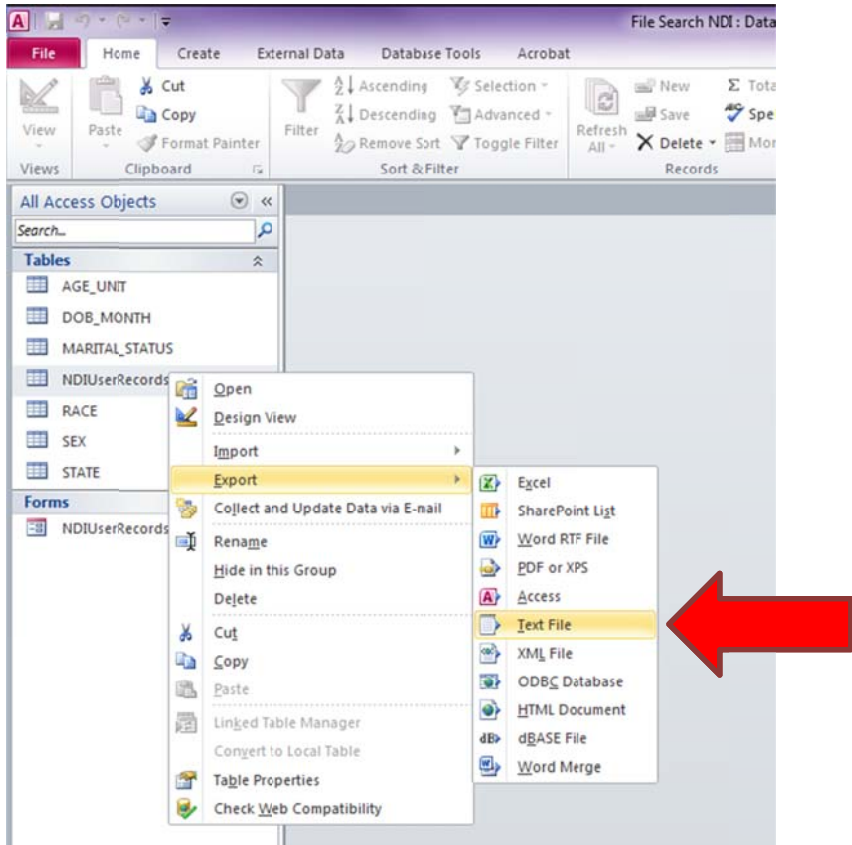


11. select the record marked with \* and paste

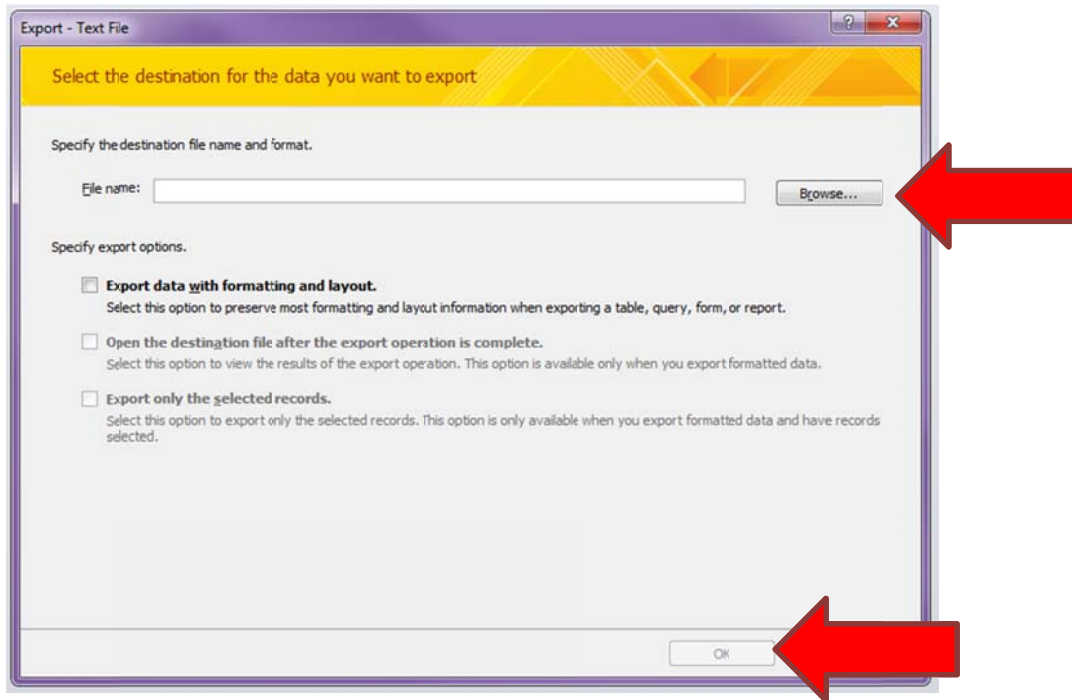


12. If you have corrected all the errors you will see the above message, press Yes

13. If you receive additional error messages return to the Paste Errors table to correct the remaining errors

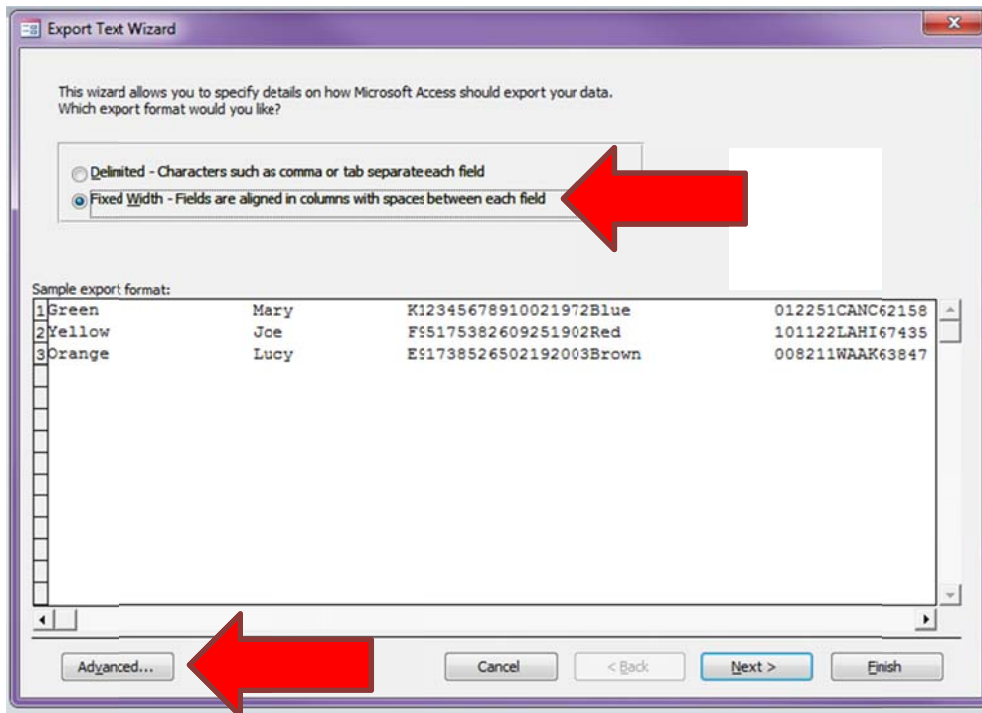


1. Right click on the NDIUserRecords table, select Export, then Text file

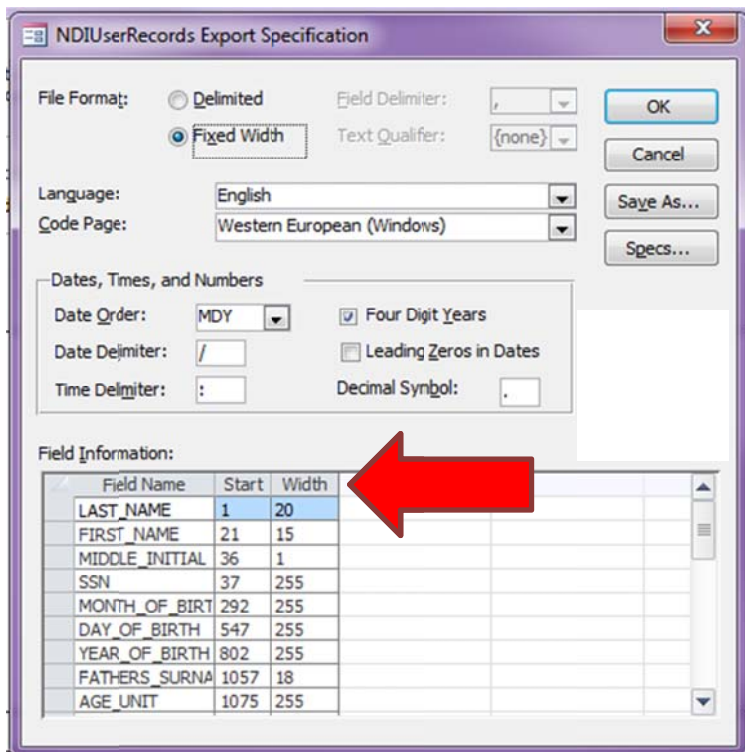


2. Select where you would like file saved then press OK, do NOT select any of the export options



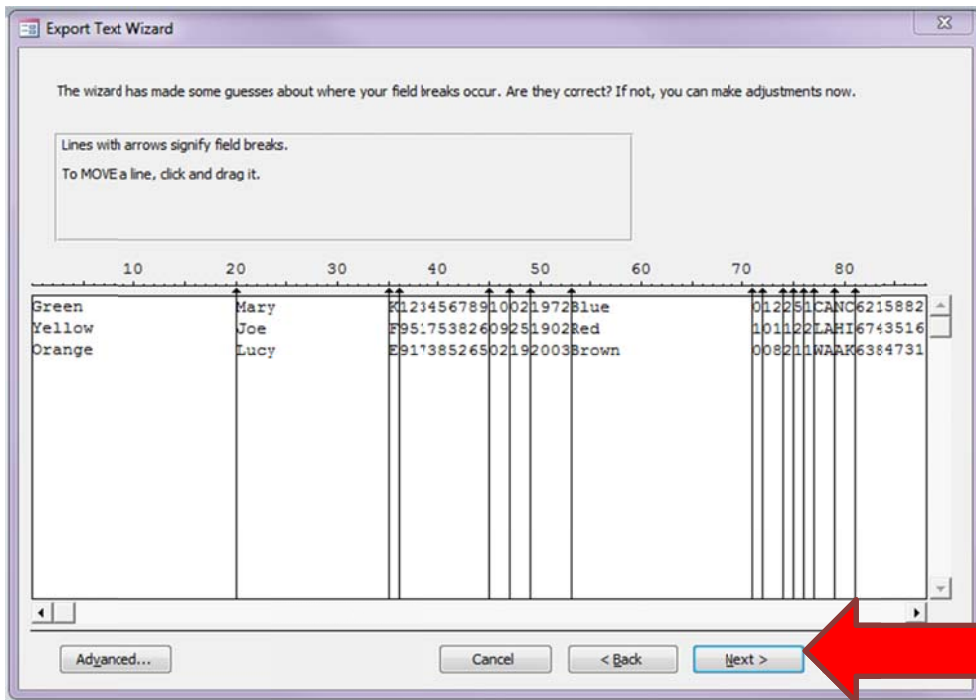


3. Select the Fixed Width option and press Advanced

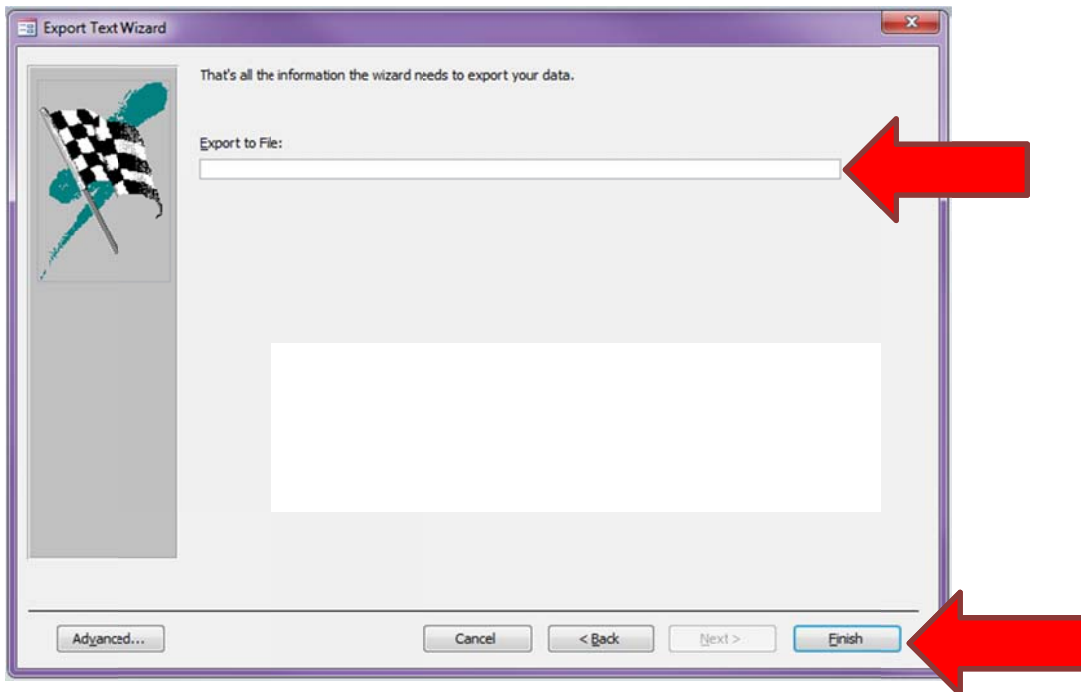


Field Name	Start	Width
LAST_NAME	1	20
FIRST_NAME	21	15
MIDDLE_INITIAL	36	1
SSN	37	9
MONTH_OF_BIRTH	46	2
DAY_OF_BIRTH	48	2
YEAR_OF_BIRTH	50	4
FATHERS_SURNAME	54	18
AGE_UNIT	72	1
NUMBER_OF_AGE_UNITS	73	2
SEX	75	1
RACE	76	1
MARITAL_STATUS	77	1
STATE_OF_RESIDENCE	78	2
STATE_OF_BIRTH	80	2
CONTROL_IDNUMBER	82	10
OPTIONAL_USER_DATA	92	6
BLANK_FIELD	98	3

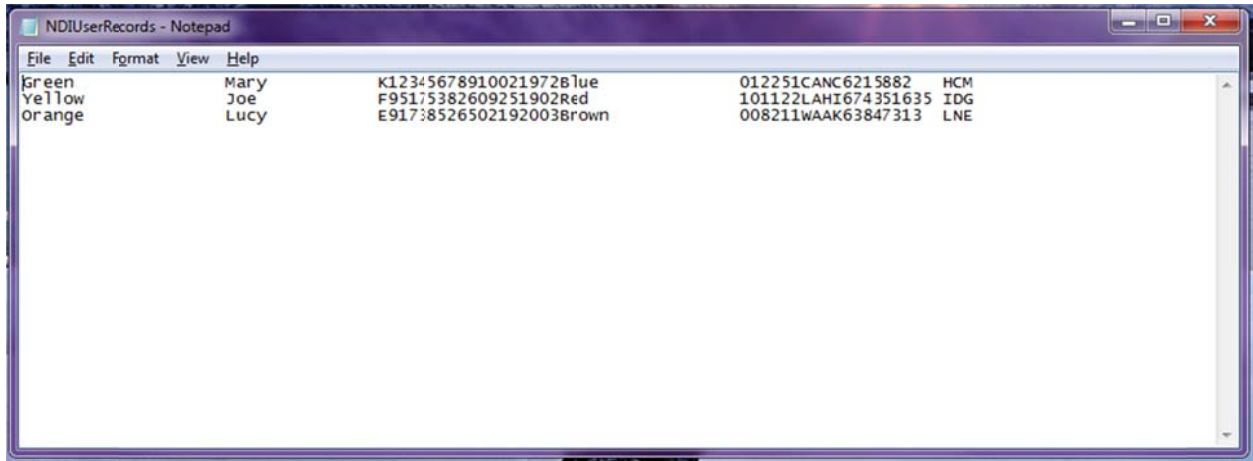
4. Enter the Start positions and Widths for each field as found in the table above then press OK



- The arrows should be at the correct locations 20, 35, 36, 45, 47, 49, 53, 71, 72, 74, 75, 76, 77, 79, 81, 91, 97, and 100. If any of these is incorrect it can be adjusted by dragging the arrow. Then press Next.



- Double check that the file path is correct. Press Finish.



The exported file should look like the example above.

APPENDIX D - NDI REPEAT REQUEST FORM

See attached exhibit.



# NATIONAL DEATH INDEX REPEAT REQUEST FORM

U.S. DEPARTMENT OF HEALTH AND HUMAN SERVICES  
Centers for Disease Control and Prevention • National Center for Health Statistics

**Mail form to: NATIONAL DEATH INDEX, Division of Vital Statistics, National Center for Health Statistics,  
3311 Toledo Road, Room 7318, Hyattsville, Maryland 20782**

Once a National Death Index (NDI) user's initial NDI Application Form has been approved for a particular study or project and the initial NDI file search has been performed, the user must submit this abbreviated request form prior to each subsequent NDI file search.

The user should not submit records for a repeat NDI file search until the user is notified by the National Center for Health Statistics that this repeat request has been approved.

<b>CURRENT PROJECT DIRECTOR, TITLE, AND COMPLETE ADDRESS:</b>		<b>ASSIGNED NDI APPLICATION NUMBER:</b>
		<b>TYPE OF NDI SEARCH (CHECK ALL THAT APPLY):</b> <input type="checkbox"/> Routine search <input type="checkbox"/> NDI Plus (unknown vital status) <input type="checkbox"/> NDI Plus (known decedents)
<b>E-MAIL:</b>	<b>PHONE NUMBER:</b>	
<b>KEY CONTACT PERSON:</b>	<b>PHONE NUMBER:</b>	<b>E-MAIL:</b>

<b>PLEASE ANSWER EACH OF THE FOLLOWING QUESTIONS BASED ON THE INFORMATION WHICH WAS PROVIDED IN YOUR APPROVED NDI APPLICATION FORM. YOU MUST ATTACH AN AMENDED OR REVISED NDI APPLICATION FORM ONLY IF THERE IS A RESPONSE OF "YES" TO ONE OR MORE OF THESE QUESTIONS. IF THERE HAVE BEEN CHANGES, CONTACT NDI STAFF FIRST.</b>	<b>YES</b>	<b>NO</b>
1. Excluding any new FEDERAL GRANTS, is the project being supported by any new organization(s)?		
2. Will any new organization(s) be receiving any IDENTIFYING or potentially IDENTIFIABLE information from the NDI, State death records, or death record followback investigations?		
3. Are there any changes in the provisions for maintaining the confidentiality of such IDENTIFYING information?		
4. Are there any changes in the provisions for disposing of such IDENTIFYING information?		
5. Will any IDENTIFYING death record information obtained via the NDI be used for LEGAL, ADMINISTRATIVE, or OTHER ACTIONS which may DIRECTLY affect particular individuals or establishments as a result of their specific identification in this project?		
6. Will the proposed NDI file search be used for a study or project which is different from what was described in the approved NDI Application form?		
7. Are there any changes in the project's research objectives described in the approved NDI Application Form?		
8. A CURRENT approval from your Institutional Review Board (IRB) for the Protection of Human Subjects is required for all repeat NDI requests. Is a copy of your CURRENT IRB approval document attached?		
9a. Are there any changes in your PROPOSED followback methodology? (Enter "NA" if not applicable.)		
9b. If you did not propose any death record followback investigations, will you be initiating such activities?(Enter "NA" if not applicable.)		

Public reporting burden of this collection of information is estimated to average 18 minutes per response, including the time for reviewing instructions, searching existing data sources, gathering and maintaining the data needed, and completing and reviewing the collection of information. An agency may not conduct or sponsor, and a person is not required to respond to, a collection of information unless it displays a currently valid OMB control number. Send comments regarding this burden estimate or any other aspect of this collection of information, including suggestions for reducing this burden, to CDC/ATSDR Reports Clearance Officer, 1600 Clifton Road, MS D-24, Atlanta, GA 30333, ATTN: PRA (0920-0215).



## NATIONAL DEATH INDEX CONFIDENTIALITY AGREEMENT

The undersigned hereby agrees to the following terms and conditions associated with their initial National Death Index (NDI) application, with this repeat NDI request, and to the use of the information obtained from (1) the NDI, (2) State death records, and (3) death record followback investigations:

- A. Except for persons or organizations specified in the approved NDI application form, no data will be published or released in any form to any party if a particular individual or establishment is identifiable. **ALL REQUESTS FOR IDENTIFIABLE DATA OBTAINED VIA THE NDI WILL BE REFERRED IMMEDIATELY TO NCHS.** In accordance with Section 308(d) of the Public Health Service Act, such identifiable data will specifically not be provided in response to a direct order from an official of any government agency, the Administration or Congress, nor in response to an order from a court of justice.
- B. The identifying information will be used **ONLY** for statistical purposes in medical and health research.
- C. The identifying information will not be used as a basis for *legal, administrative, or other actions* which may *directly* affect those particular individuals or establishments as a result of their specific identification in this project.
- D. The identifying information will be used only for the study or project proposed and the purpose described in the approved NDI application form. Use of the information for a research project other than the one described in the application form will not be undertaken until after a separate NDI application form for that project has been submitted to, *and approved by*, the National Center for Health Statistics.
- E. NCHS obtains death record information via contracts with the State vital statistics offices. These contracts contain specific restrictions on the use of the information by the NDI and by the NDI *Plus* service (which gives NDI users cause of death codes). By providing NCHS with these assurances, I understand that I am *also* providing the same assurances to the State vital statistics offices. Violation of the terms of this agreement may result in my and/or my organization's being denied (1) future use of the NDI and/or (2) copies of death certificates or other identifying death record information from the State vital statistics offices.
- F. I understand that while State vital statistics offices may receive copies of this application, States may require additional information and/or assurances before responding to requests for copies of death certificates or for death record information. Some States may not be able to honor certain requests because of the proposed uses of the State data. Furthermore, once data from a particular State are received, I understand that users of the data are subject to that State's laws and regulations relating to disclosure of information on individuals or establishments.
- G. I have reviewed this NDI Repeat Request Form and the related NDI Application Form. All the statements made in these documents and in any confidentiality assurances related to this application are true, complete, and correct to the best of my knowledge and belief.

NAME OF PRINCIPAL INVESTIGATOR, PROJECT DIRECTOR, PROJECT OFFICER OR OTHER RESPONSIBLE OFFICIAL		NAME OF OFFICIAL AUTHORIZED TO EXECUTE AGREEMENTS	
TITLE		TITLE	
ORGANIZATION		ORGANIZATION	
SIGNATURE	DATE	SIGNATURE	DATE

The collection of the information requested in this form is authorized by Section 306 of the Public Health Service Act (42 U.S.C. 242k). The principal purpose of the information requested in this form is to approve requests for the use of the National Death Index (NDI) based on a determination of whether the proposed uses of the NDI conform with the criteria agreed upon between the National Center for Health Statistics and the State vital statistics offices. The form is also used to obtain assurances from the NDI user that the information obtained from NCHS will be kept confidential and will only be used for the study proposed by the user. Copies of the completed form may be sent to the advisers for the NDI program and the State vital statistics offices. A completed form must be submitted to NCHS in order for individuals or organizations to receive the NDI services. Provision of the requested information is voluntary; however, failure to supply all information may delay or prevent action on your application. Voluntary disclosure of information, after being informed of the routine uses and disclosures described above, is an acknowledgement of consent to such uses and disclosures.

APPENDIX E - NDI TRANSMITTAL FORM

See attached exhibit.



SAFER • HEALTHIER • PEOPLE™

U.S. DEPARTMENT OF HEALTH AND HUMAN SERVICES  
Centers for Disease Control and Prevention  
National Center for Health Statistics



# National Death Index Transmittal Form

**Express mail THIS FORM and your FILE to:**  
  
NATIONAL DEATH INDEX  
Division of Vital Statistics  
National Center for Health Statistics  
3311 Toledo Road, Room 7318  
Hyattsville, MD 20782  
Phone: 301-458-4444

**Be sure to enclose:**  
1. Study subjects' records (on diskette or CD-ROM)  
2. Completed *NDI Transmittal Form*  
3. Worksheet for calculating NDI charges  
4. Payment (check or purchase order)\*  
\*Make check payable to the *U.S. Dept. of Health and Human Services* and include your *NDI* number.  
NOTE: Our Employer Identification Number (EIN) is 58-605-1157.

Name of Principal Investigator/Project Director:	Phone number:	Assigned NDI application (search) number:
Organization:		

To whom should we express mail the NDI results? (Include street address and room number; not just a P. O. Box):	Person to contact if NCHS has problems processing your records:		
	Name:		
	Phone number:		
	E-mail:		
Phone number:	E-mail:	Fax:	

1. What year(s) of death do you want to search? (If you are submitting MORE THAN ONE FILE, submit a separate <i>NDI Transmittal Form</i> for each file. Contact NDI staff if you are not sure which years are currently available.)	(Earliest year is 1979) Beginning Year	
	Ending Year	

2. Is this a REVISED data submission to correct errors from a previous submission?  
 \_\_\_\_\_ YES \_\_\_\_\_ NO

3. Date sent to NCHS:	5. Records submitted on: (100 character records)  _____ CD-ROM  _____ Diskette
4. TOTAL number of records: (100 character records) _____	
Number of study subjects* _____ *Charges are only based on the number of subjects Duplicate/alias records (at no charge) (optional) _____	

6. PREFERRED OUTPUT MEDIUM:  
 We plan to send your NDI results on a CD-ROM unless you indicate that you prefer a different medium.  
 \_\_\_\_\_ CD-ROM \_\_\_\_\_ Computer printout  
 \_\_\_\_\_ Diskette



(CONTINUE ON BACK OF PAGE)

FORM APPROVED  
OMB No. 0920-0215  
Expires 11-30-2004

CDC 64.25  
(Rev. 4/04)



**7. Special instructions:** Use this box if there is anything you need to tell us about how your records were prepared.  
 (NOTE: If your data submission contains more than one file, please complete a separate NDI TRANSMITTAL FORM for each file, clearly indicating which YEAR(S) OF DEATH each file should be searched against.)

<p><b>8. Payment is being made by:</b></p> <p style="text-align: right;">EIN: 58-605-1157</p> <p>_____ Check: _____ attached _____ pending</p> <p>_____ Purchase order: # _____</p> <p>_____ Interagency agreement (specify): _____</p> <p>_____ Other (specify): _____</p>	<p><b>9. Amount of payment:</b> (Confirm with NDI staff if necessary.)</p> <p>Service charge \$ _____</p> <p>Total record charges \$ _____</p> <p><b>TOTAL PAYMENT</b> \$ _____</p>
---	---

<b>Person authorized to request this NDI search (print):</b>	<b>Signature:</b>	<b>Date:</b>
--	-------------------	--------------

<b>FOR NCHS OFFICE USE ONLY</b>		
<p>Date data RECEIVED: _____</p> <p>Date SEARCHED: _____</p> <p>Date NDI output SENT: _____</p> <p>Type of output: _____ CD-ROM _____ Diskette _____ Printout</p> <p>Programmer's initials: _____</p>	<p><b>Total Records:</b></p> <hr/> <p><b>Rejected records:</b></p> <hr/>	<p><b>NDI CHARGES:</b></p> <p>Service charge \$ _____</p> <p>Total record charges \$ _____</p> <p><b>TOTAL PAYMENT</b> \$ _____</p>
<p><b>Required action:</b></p> <p>_____ Deposit check _____ Invoice against purchase order _____ Charge interagency agreement # _____</p>		
<p><b>Special instructions or comments:</b></p>   		

Public reporting burden of this collection of information is estimated to average 18 minutes per response, including the time for reviewing instructions, searching existing data sources, gathering and maintaining the data needed, and completing and reviewing the collection of information. An agency may not conduct or sponsor, and a person is not required to respond to a collection of information unless it displays a currently valid OMB control number. Send comments regarding this burden estimate or any other aspect of this collection of information, including suggestions for reducing this burden to CDC/ATSDR Reports Clearance Officer, 1600 Clifton Road, MS D-24, Atlanta, GA 33033, ATTN: PRA (0929-0215).

APPENDIX F - WORKSHEET FOR CALCULATING NDI CHARGES

See attached exhibit.

# NDI FEE WORKSHEET (for calculations through 2009)

## NDI Plus Search: UNKNOWN Vital Status

First Year Searched	Last Year Searched	Number of Years Searched		Number of Subjects		NDI Fee *		NDI Charge	
1979	2009	31	X	0	X	\$0.21	=	\$0.00	
1980	2009	30	X	0	X	\$0.21	=	\$0.00	
1981	2009	29	X	0	X	\$0.21	=	\$0.00	
1982	2009	28	X	0	X	\$0.21	=	\$0.00	
1983	2009	27	X	0	X	\$0.21	=	\$0.00	
1984	2009	26	X	0	X	\$0.21	=	\$0.00	
1985	2009	25	X	0	X	\$0.21	=	\$0.00	
1986	2009	24	X	0	X	\$0.21	=	\$0.00	
1987	2009	23	X	0	X	\$0.21	=	\$0.00	
1988	2009	22	X	0	X	\$0.21	=	\$0.00	
1989	2009	21	X	0	X	\$0.21	=	\$0.00	
1990	2009	20	X	0	X	\$0.21	=	\$0.00	
1991	2009	19	X	0	X	\$0.21	=	\$0.00	
1992	2009	18	X	0	X	\$0.21	=	\$0.00	
1993	2009	17	X	0	X	\$0.21	=	\$0.00	
1994	2009	16	X	0	X	\$0.21	=	\$0.00	
1995	2009	15	X	0	X	\$0.21	=	\$0.00	
1996	2009	14	X	0	X	\$0.21	=	\$0.00	
1997	2009	13	X	0	X	\$0.21	=	\$0.00	
1998	2009	12	X	0	X	\$0.21	=	\$0.00	
1999	2009	11	X	0	X	\$0.21	=	\$0.00	
2000	2009	10	X	0	X	\$0.21	=	\$0.00	
2001	2009	9	X	0	X	\$0.21	=	\$0.00	
2002	2009	8	X	0	X	\$0.21	=	\$0.00	
2003	2009	7	X	0	X	\$0.21	=	\$0.00	
2004	2009	6	X	0	X	\$0.21	=	\$0.00	
2005	2009	5	X	0	X	\$0.21	=	\$0.00	
2006	2009	4	X	0	X	\$0.21	=	\$0.00	
2007	2009	3	X	0	X	\$0.21	=	\$0.00	
2008	2009	2	X	0	X	\$0.21	=	\$0.00	
2009	2009	1	X	0	X	\$0.21	=	\$0.00	
<b>Subtotal</b>				<b>0</b>	<b>Subtotal</b>				<b>\$0.00</b>

\* Use \$0.15 per year if you are only doing a **ROUTINE** NDI search.

## NDI Plus Search: KNOWN Decedents

	Number of Subjects		NDI Fee		NDI Charge
Death certificates have <b>NOT</b> been obtained	0	X	\$5.00	=	\$0.00
Death certificates have been obtained	0	X	\$2.50	=	\$0.00
<b>Subtotal</b>		<b>0</b>	<b>Subtotal</b>		<b>\$0.00</b>
<b>Total Records</b>		<b>0</b>			

## Service Charge:

\$350 for INITIAL search or \$100 for REPEAT searches

**Service Charge\*\*** **\$0.00**

\*\* This charge covers all files submitted at one time.

**Total** **\$0.00**

## NDI FEE WORKSHEET (for calculations through 2009) -- EXAMPLE

### NDI Plus Search: UNKNOWN Vital Status

First Year Searched	Last Year Searched	Number of Years Searched		Number of Subjects		NDI Fee*		NDI Charge	
1979	2009	31	X	20	X	\$0.21	=	\$130.20	
1980	2009	30	X	65	X	\$0.21	=	\$409.50	
1981	2009	29	X	0	X	\$0.21	=	\$0.00	
1982	2009	28	X	20	X	\$0.21	=	\$117.60	
1983	2009	27	X	2	X	\$0.21	=	\$11.34	
1984	2009	26	X	0	X	\$0.21	=	\$0.00	
1985	2009	25	X	0	X	\$0.21	=	\$0.00	
1986	2009	24	X	0	X	\$0.21	=	\$0.00	
1987	2009	23	X	0	X	\$0.21	=	\$0.00	
1988	2009	22	X	0	X	\$0.21	=	\$0.00	
1989	2009	21	X	45	X	\$0.21	=	\$198.45	
1990	2009	20	X	0	X	\$0.21	=	\$0.00	
1991	2009	19	X	300	X	\$0.21	=	\$1,197.00	
1992	2009	18	X	239	X	\$0.21	=	\$903.42	
1993	2009	17	X	100	X	\$0.21	=	\$357.00	
1994	2009	16	X	30	X	\$0.21	=	\$100.80	
1995	2009	15	X	20	X	\$0.21	=	\$63.00	
1996	2009	14	X	40	X	\$0.21	=	\$117.60	
1997	2009	13	X	0	X	\$0.21	=	\$0.00	
1998	2009	12	X	0	X	\$0.21	=	\$0.00	
1999	2009	11	X	500	X	\$0.21	=	\$1,155.00	
2000	2009	10	X	400	X	\$0.21	=	\$840.00	
2001	2009	9	X	350	X	\$0.21	=	\$661.50	
2002	2009	8	X	460	X	\$0.21	=	\$772.80	
2003	2009	7	X	230	X	\$0.21	=	\$338.10	
2004	2009	6	X	490	X	\$0.21	=	\$617.40	
2005	2009	5	X	600	X	\$0.21	=	\$630.00	
2006	2009	4	X	566	X	\$0.21	=	\$475.44	
2007	2009	3	X	650	X	\$0.21	=	\$409.50	
2008	2009	2	X	700	X	\$0.21	=	\$294.00	
2009	2009	1	X	780	X	\$0.21	=	\$163.80	
<b>Subtotal</b>				<b>6607</b>				<b>Subtotal</b>	<b>\$9,963.45</b>

\* Use \$0.15 per year if you are only doing a ROUTINE NDI search.

### NDI Plus Search: KNOWN Decedents

	Number of Subjects		NDI Fee		NDI Charge	
Death certificates have NOT been obtained	100	X	\$5.00	=	\$500.00	
Death certificates have been obtained	500	X	\$2.50	=	\$1,250.00	
<b>Subtotal</b>		<b>600</b>			<b>Subtotal</b>	<b>\$1,750.00</b>
<b>Total Records</b>		<b>7207</b>				

### Service Charge:

\$350 for INITIAL search or \$100 for REPEAT searches

Service Charge\*\* **\$350.00**

\*\* This charge covers ALL files submitted at one time.

**Total** **\$12,063.45**

APPENDIX G - NDI CODED CAUSES OF DEATH

See attached exhibit.

# CODED CAUSES OF DEATH

Data on causes of death are released by NCHS in a variety of ways including published reports, special tabulations to answer data requests, and public-use data sets. Since the inception of the multiple cause-of-death program in 1968, a public-use data set has been released for each data year. Each set contains a data record for all deaths processed by NCHS, including the underlying and multiple causes of death. For deaths occurring from 1979 to 1998, each record which NDI *Plus* links with the annual NCHS cause of death data set contains an underlying cause of death field and two sets of multiple cause of death fields which have been coded using the Ninth Revision of the International Classification of Disease, **ICD-9**. Beginning in 1999, **ICD-10** codes are used. The two sets of multiple cause of death fields can contain up to 20 cause of death codes. These two sets of multiple cause of death fields are referred to as "entity-axis codes" and "record-axis codes" (which are described below). The NDI *Plus* records contain the complete level of detail coded by NCHS except where precluded by NCHS and state confidentiality restrictions, lack of data reliability, or when data are not available.

Lists of the ICD-9 and ICD-10 codes can be found in two separate files in the CD containing your NDI results. The complete, detailed ICD-9 and ICD-10 coding manuals can be found at the following URL's:

**ICD-9**     [ftp://ftp.cdc.gov/pub/Health\\_Statistics/NCHS/Publications/ICD-9/](ftp://ftp.cdc.gov/pub/Health_Statistics/NCHS/Publications/ICD-9/)

**ICD-10**    <http://www.cdc.gov/nchs/data/dvs/Volume-1-2005.pdf>

## Underlying Cause of Death Classification

Since 1949 cause-of-death statistics have been based on the underlying cause of death, which is defined as "(a) the disease or injury which initiated the train of events leading directly to death, or (b) the circumstances of the accident or violence which produced the fatal injury".<sup>1</sup>

For each death the underlying cause is selected from an array of conditions reported in the medical certification section on the death certificate. This section provides a format for entering the cause of death sequentially. The conditions are translated into medical codes through the use of the classification structure and the selection and modification rules contained in the applicable revision of the International Classification of Diseases (ICD), published by the World Health Organization (WHO). Selection rules provide guidance for systematically identifying the underlying cause of death. Modification rules are intended to improve the usefulness of mortality statistics by giving preference to certain classification categories over others and/or to consolidate two or more conditions on the certificate into one classification category.

As a statistical datum, underlying cause of death is a simple, one-dimensional statistic; it is conceptually easy to understand and a well-accepted measure of mortality. It identifies the initiating cause of death and is therefore most useful to public health officials in developing measures to prevent the onset of the chain of events leading to death. The rules for selecting the underlying cause of death are included in ICD as a means of standardizing classification, which contributes toward comparability and uniformity in mortality medical statistics among countries.

---

<sup>1</sup> World Health Organization. Manual of the International Statistical Classification of Diseases, Injuries, and Causes of Death, based on the recommendations of the Ninth Revision Conference, 1975. Geneva: World Health Organization, 1977.

## **Automated selection of underlying cause of death**

Before data year 1968, mortality medical data were based on manual coding of an underlying cause of death for each certificate in accordance with WHO rules. Effective with data year 1968, NCHS converted to computerized coding of the underlying cause and manual coding of all causes (multiple causes) on the death certificate. This system is called Automated Classification of Medical Entities (ACME). The multiple cause codes serve as inputs to the ACME software that employs WHO rules to select the underlying cause. Most states also have implemented ACME and provide multiple cause and underlying cause data to NCHS in electronic form. The ACME system applies the same rules for selecting the underlying cause as would be applied manually by a nosologist; however, under this system, the computer consistently applies the same criteria, thus eliminating intercoder variation in this step of the process. The ACME computer program requires the coding of all conditions shown on the medical certification. These codes are matched automatically against decision tables that consistently select the underlying cause of death for each record according to the international rules. The decision tables provide the comprehensive relationships among the conditions classified by ICD when applying the rules of selection and modification. The decision tables were developed by NCHS staff on the basis of their experience in coding underlying causes of death under the earlier manual coding system and as a result of periodic independent validations. These tables periodically are updated to reflect additional new information on the relationship among medical conditions. For data year 1988, these tables were amended to incorporate minor changes to the previously mentioned classification for HIV infection (ICD-9 codes \*042-\*044) that originally had been implemented with data year 1987.

Beginning with data year 1990, another computer system was implemented. This system, called "Mortality Medical Indexing, Classification, and Retrieval" (MICAR), automates the coding of the multiple causes of death. The MICAR system is a major and logical step forward in the evolution of processing mortality data. MICAR takes advantage of the increasing capabilities of electronic data processing to produce information that is more consistently handled than manually processed information. In addition, MICAR provides more detailed information on the conditions reported on death certificates than is available in the ICD classification. Beginning with data year 1993, another computer system was implemented for automating cause-of-death coding. This system, called SuperMICAR, is an enhancement of the MICAR system, which allows for total literal entry of the multiple cause-of-death text as reported by the certifier. This information is automatically coded by the MICAR and ACME computer systems. Records that SuperMICAR is unable to process are coded manually and then processed using ACME.

## **Multiple Cause Data**

The original scheme for coding conditions contained on the death certificate was designed with two objectives in mind. First, to facilitate etiological studies of the relationships among conditions, it was necessary to reflect accurately in coded form each condition and its location on the certification in the exact manner given by the certifier. Secondly, the codification needed to be carried out in a manner by which the underlying cause-of-death could be assigned through computer applications. The approach was to suspend the linkage provisions of the ICD for the purpose of condition coding and code each entity with minimum regard to other conditions present on the certification. This general approach is hereafter called entity coding.

Unfortunately, the set of multiple cause codes produced by entity coding is not conducive to a third objective--the generation of person based multiple cause statistics. Person based analysis requires that each condition be coded within the context of every other condition on the same certificate and modified or linked to such conditions as provided by ICD-9. By definition, the entity data cannot meet this requirement since the linkage provisions distort the character and placement of the information originally recorded by the certifying physician.

Since the two objectives are incompatible, the Division of Vital Statistics creates from the original set of entity codes a new code set called record axis multiple cause data. Essentially, the axis of classification is converted from an entity basis to a record (or person) basis. The record axis codes are assigned in terms of the set of codes that best describe the overall medical certification portion of the death certificate.

This translation is accomplished by a computer system called TRANSAX (TRANSLATION OF AXIS) through selective use of traditional linkage and modification rules for mortality coding. Underlying cause linkages which simply prefer one code over another for purposes of underlying cause selection are not included. Each entity code on the record is examined and modified or deleted as necessary to create a set of codes which are free of contradictions and are the most precise within the constraints of ICD-9 and medical information on the record. Repetitive codes are deleted. The process may (1) combine two entity axis categories together to a new category thereby eliminating a contradiction or standardizing the data; or (2) eliminate one category in favor of another to promote specificity of the data or resolve contradictions. The following examples from ICD-9 illustrate the effect of this translation:

Case 1: When reported on the same record as separate entities, cirrhosis of liver and alcoholism are coded to 5715 (cirrhosis of liver without mention of alcohol) and 303 (alcohol dependence syndrome). Tabulation of records with 5715 would on the surface falsely imply that such records had no mention of alcohol. A preferable codification would be 5712 (alcoholic cirrhosis of liver) in lieu of both 5715 and 303.

Case 2: If "gastric ulcer" and "bleeding gastric ulcer" are reported on a record they are coded to 5319 (gastric ulcer, unspecified as acute or chronic, without mention of hemorrhage or perforation) and 5314 (gastric ulcer, chronic or unspecified, with hemorrhage). A more concise codification would be to code 5314 only since the 5314 shows both the gastric ulcer and the bleeding.

## Entity Axis Codes

The original conditions coded for selection of the underlying cause-of-death are reformatted and edited prior to releasing the data to the public. The following paragraphs describe the *format* and *application* of entity axis data.

### *Entity Axis Code Format*

Each entity-axis code is displayed as an overall seven byte code with subcomponents as follows:

- Line indicator: The first byte represents the line of the certificate on which the code appears. Six lines (1-6) are allowable with the fourth and fifth denoting one or two written in "due to"s beyond the three lines provided in Part I of the U.S. standard certificate of death. Line "6" represents Part II of the certificate.
- Position indicator: The next byte indicates the position of the code on the line, i.e., it is the first (1), second (2), third (3), eighth (8) code on the line.
- Cause category: The next four bytes represent the ICD-9 or ICD-10 cause code.
- Nature of injury flag: **ICD-9** uses the same series of numbers (800-999) to indicate nature of injury (N codes) and external cause codes (E codes). This flag distinguishes between the two with a one (1) representing nature of injury codes and a zero (0) representing all other cause codes. (NOTE: **ICD-10** nature of injury codes are S000 –



T983 and do not have a flag of one (1) at the seventh position. The seventh position is blank.)

A maximum of 20 of these seven byte codes are captured on a record for multiple cause purposes. This may consist of a maximum of 8 codes on any given line with up to 20 codes distributed across three or more lines depending on where the subject conditions are located on the certificate. Codes may be omitted from one or more lines, e.g., line 1 with one or more codes, line 2 with no codes, line 3 with one or more codes.

In writing out these codes, they are ordered as follows:

line 1 first code, line 1 second code, line 1 third code, etc.  
line 2 first code, line 2 second code, line 2 third code, etc.  
line 3 first code, line 3 second code, line 3 third code, etc.  
line 4 first code, line 4 second code, line 4 third code, etc.  
line 5 first code, line 5 second code, line 5 third code, etc.  
line 6 first code, line 6 second code, line 6 third code, etc.

Fields without codes are left blank. The specifics of locations are contained in the record layout given in Sections II and III of this document.

### *Entity Axis Applications*

The entity axis multiple cause data set is appropriate to analyses which require that each condition be coded as a stand alone entity without linkage to other conditions and/or require information on the placement of such conditions in the certificate. Within this framework, the entity data are appropriate to the examination of etiological relationships among conditions, accuracy of certification reporting, and the validity of traditional assumptions in underlying cause selection. Additionally, the entity data provide in certain categories a more detailed code assignment which is linked out in the creation of record axis data. Where such detail is needed for a study, the user should selectively employ entity data. Finally, the researcher may not wish to be bound by the assumptions used in the axis translation process preferring rather to investigate hypotheses of his own predilection.

By definition, the main limitation of entity axis data is that an entity code does not necessarily reflect the best code for a condition when considered within the context of the medical certification as a whole. As a result certain entity codes can be misleading or even contradict other codes in the record. For example, ICD-9 code 5750 is titled "Acute cholecystitis without mention of calculus". Within the framework of entity codes this is interpreted to mean that the codable entity itself contained no mention of calculus rather than that calculus was not mentioned anywhere on the record. Tabulation of records with a "5750" as a count of persons having acute cholecystitis without mention of calculus would therefore be erroneous. This illustrates the fact that under entity coding the ICD-9 (or ICD-10) titles cannot be taken literally. The user must study the rules for entity coding as they relate to his/her research prior to utilization of entity data. The user is further cautioned that the inclusion notes in ICD-9 (or ICD-10) which relate to modifying and combining categories are seldom applicable to entity coding.

In tabulating the entity axis data, one may count codes with the resultant tabulation of an individual code representing the number of times the disease(s) represented by the code appears in the data set. In this kind of tabulation of morbid condition prevalence, the counts among categories may be added together to produce counts for groups of codes. Alternatively, subject to the limitations given above, one may count persons having mention of the disease represented by a code or codes. In this instance it is not correct to add counts for individual codes to create person counts for groups of codes. Since more than one code in the researcher's interest may appear together on the certificate, totaling must account for higher order interactions among

codes. Up to 20 codes may be assigned on a record; therefore, a 20-way interaction is theoretically possible. All totaling must be based on mention of one or more of the categories under investigation.

### **Record Axis Codes**

The record axis multiple cause data are the basis for NCHS core multiple cause tabulations. The following paragraphs describe the *format* and *application* of record axis data.

#### *Record Axis Code Format*

Each record (or person) axis code is displayed in five (5) bytes. Location information is not relevant. The Code consists of the following components:

- Cause category: The first four bytes represent the ICD-9 or ICD-10 cause code.
- Nature of injury flag: For **ICD-9** codes, the last byte contains a 0 or 1 with the 1 indicating that the cause is a nature of injury category. (NOTE: **ICD-10** nature of injury codes are S000 – T983 and do not have a flag in the last byte. The last byte is blank.)

Again, a maximum of 20 codes are captured on a record for multiple cause purposes. The codes are written in a 100-byte field in ascending code number (5 bytes) order with any unused bytes left blank. The record axis codes are edited for rare causes and age/cause and sex/cause compatibility. Likewise, individual code validity is checked. The valid code set for record axis coding is the same as that for entity coding.

#### *Record Axis Applications*

The record axis multiple cause data set is the basis for NCHS core multiple cause tabulations. Location of codes is not relevant to this data set and conditions have been linked into the most meaningful categories for the certification. The most immediate consequence for the user is that the codes on the record already represent mention of a disease assignable to that particular ICD-9 or ICD-10 category. This is in contrast to the entity code which is assigned each time such a disease is reported on two different lines of the certification. Secondly, the linkage implies that within the constraints of ICD the most meaningful code has been assigned. The translation process creates for the user a data set which is edited for contradictions, duplicate codes, and imprecisions. In contrast to entity axis data, record axis data are classified in a manner comparable to underlying cause of death classification thereby facilitating joint analysis of these variables. Likewise, they are comparable to general morbidity coding where the linkage provisions of ICD are usually utilized. A potential disadvantage of record axis data is that some detail is sacrificed in a number of the linkages.

The user can take the record axis codes as literally representing the information conveyed in ICD category titles. While knowledge of the rules for combining and linking and coding conditions is useful, it is not a prerequisite to meaningful analysis of the data as long as one is willing to accept the assumptions of the axis translation process. The user is cautioned, however, that due to special rules in mortality coding, not all linkage notes in ICD are utilized.

The user should proceed with caution in using record axis data to count conditions as opposed to people with conditions since linkages have been invoked and duplicate codes have been eliminated. As with entity data, person based tabulations which combine individual cause categories must take into account the possible interaction of up to 20 codes on a single certificate.

## ICD-9 AND ICD-10 **RECODES**

For purposes of publishing data on causes of death over the period 1979-1998, NCHS groups the data for selected ICD cause of death codes. Consequently each cause of death code is provided with a “recode” to indicate which group or data category a particular cause of death is associated with. There are separate lists of recodes for ICD-9 and ICD-10. These lists appear on two separate files on the CD that contains your NDI results.

Listed below are 3 sets of **ICD-9 recodes**. These recodes are included in your NDI results in data fields next to the ICD-9 underlying cause of death code.

**282 recodes** of selected causes of death

**72 recodes** of selected causes of death

**61 recodes** of selected causes of infant deaths

IMPORTANT: ICD-10 recodes are used for deaths occurring **after 1998** and appear in a separate file entitled **ICD-10 Recodes** on your NDI results CD.. The ICD-10 recodes are positioned in the same data fields used for the ICD-9 recodes; however, the ICD-9 recodes change as follows:

**282** (ICD-9) recodes become the **358** (ICD-10) recodes.

**72** (ICD-9) recodes become the **113** (ICD-10) recodes.

**61** (ICD-9) recodes become the **130** (ICD-10) recodes.

APPENDIX H - ICD-10 CAUSE OF DEATH CODES AND RECODES

See attached exhibit.

**INTERNATIONAL CLASSIFICATION OF DISEASES, TENTH REVISION \***

# **ICD-10**

*Underlying and Multiple Cause of Death Codes*

*For Deaths Occurring in **1999 and Beyond***

- **If you decide to print this document, please note that it is about 185 pages.**
- **To access the complete ICD-10 manual (about 1,268 pages), go to the following:**

**<http://www.cdc.gov/nchs/data/dvs/Volume-1-2005.pdf>**

**\* World Health Organization, International Statistical Classification of Diseases and Related Health Problems, Tenth Revision. Geneva: World Health Organization, 1992.**

# ICD-10 TITLE AND CODE CROSS REFERENCE LIST

## All causes

### I. Certain infectious and parasitic diseases (A00-B99)

#### Intestinal infectious diseases (A00-A09)

##### Cholera (A00)

- Cholera due to *Vibrio cholerae* 01, biovar cholerae (A00.0)
- Cholera due to *Vibrio cholerae* 01, biovar el tor (A00.1)
- Cholera, unspecified (A00.9)

##### Typhoid and paratyphoid fevers (A01)

- Typhoid fever (A01.0)
- Paratyphoid fever A (A01.1)
- Paratyphoid fever B (A01.2)
- Paratyphoid fever C (A01.3)
- Paratyphoid fever, unspecified (A01.4)

##### Other salmonella infections (A02)

- Salmonella gastroenteritis (A02.0)
- Salmonella septicemia (A02.1)
- Localized salmonella infections (A02.2)
- Other specified salmonella infections (A02.8)
- Salmonella infection, unspecified (A02.9)

##### Shigellosis (A03)

- Shigellosis due to *Shigella dysenteriae* (A03.0)
- Shigellosis due to *Shigella flexneri* (A03.1)
- Shigellosis due to *Shigella boydii* (A03.2)
- Shigellosis due to *Shigella sonnei* (A03.3)
- Other shigellosis (A03.8)
- Shigellosis, unspecified (A03.9)

##### Other bacterial intestinal infections (A04)

- Enteropathogenic *Escherichia coli* infection (A04.0)
- Enterotoxigenic *Escherichia coli* infection (A04.1)
- Enteroinvasive *Escherichia coli* infection (A04.2)
- Enterohemorrhagic *Escherichia coli* infection (A04.3)
- Other intestinal *Escherichia coli* infections (A04.4)
- Campylobacter enteritis* (A04.5)
- Enteritis due to *Yersinia enterocolitica* (A04.6)
- Enterocolitis due to *Clostridium difficile* (A04.7)
- Other specified bacterial intestinal infections (A04.8)
- Bacterial intestinal infection, unspecified (A04.9)

##### Other bacterial food-borne intoxications (A05)

- Food-borne staphylococcal intoxication (A05.0)
- Botulism (A05.1)
- Food-borne *Clostridium perfringens* [*Clostridium welchii*] intoxication (A05.2)
- Food-borne *Vibrio parahemolyticus* intoxication (A05.3)
- Food-borne *Bacillus cereus* intoxication (A05.4)
- Other specified bacterial food-borne intoxications (A05.8)
- Bacterial food-borne intoxication, unspecified (A05.9)

##### Amebiasis (A06)

- Acute amebic dysentery (A06.0)
- Chronic intestinal amebiasis (A06.1)
- Amebic nondysenteric colitis (A06.2)
- Ameboma of intestine (A06.3)
- Amebic liver abscess (A06.4)
- Amebic lung abscess (A06.5)
- Amebic brain abscess (A06.6)
- Cutaneous amebiasis (A06.7)
- Amebic infection of other sites (A06.8)
- Amebiasis, unspecified (A06.9)

Other protozoal intestinal diseases (A07)  
Balantidiasis (A07.0)  
Giardiasis [lambliasis] (A07.1)  
Cryptosporidiosis (A07.2)  
Isosporiasis (A07.3)  
Other specified protozoal intestinal diseases (A07.8)  
Protozoal intestinal disease, unspecified (A07.9)

Viral and other specified intestinal infections (A08)  
Rotaviral enteritis (A08.0)  
Acute gastroenteropathy due to Norwalk agent (A08.1)  
Adenoviral enteritis (A08.2)  
Other viral enteritis (A08.3)  
Viral intestinal infection, unspecified (A08.4)  
Other specified intestinal infections (A08.5)

Diarrhea and gastroenteritis of infectious origin (A09)

### **Tuberculosis (A16-A19)**

Respiratory tuberculosis, not confirmed bacteriologically or histologically (A16)  
Tuberculosis of lung, without mention of bacteriological or histological confirmation (A16.2)  
Tuberculosis of intrathoracic lymph nodes, without mention of bacteriological or histological confirmation (A16.3)  
Tuberculosis of larynx, trachea, and bronchus, without mention of bacteriological or histological confirmation (A16.4)  
Tuberculous pleurisy, without mention of bacteriological or histological confirmation (A16.5)  
Primary respiratory tuberculosis without mention of bacteriological or histological confirmation (A16.7)  
Other respiratory tuberculosis, without mention of bacteriological or histological confirmation (A16.8)  
Respiratory tuberculosis unspecified, without mention of bacteriological or histological confirmation (A16.9)

Tuberculosis of nervous system (A17)  
Tuberculous meningitis (A17.0)  
Meningeal tuberculoma (A17.1)  
Other tuberculosis of nervous system (A17.8)  
Tuberculosis of nervous system, unspecified (A17.9)

Tuberculosis of other organs (A18)  
Tuberculosis of bones and joints (A18.0)  
Tuberculosis of genitourinary system (A18.1)  
Tuberculous peripheral lymphadenopathy (A18.2)  
Tuberculosis of intestines, peritoneum, and mesenteric glands (A18.3)  
Tuberculosis of skin and subcutaneous tissue (A18.4)  
Tuberculosis of eye (A18.5)  
Tuberculosis of ear (A18.6)  
Tuberculosis of adrenal glands (A18.7)  
Tuberculosis of other specified organs (A18.8)

Miliary tuberculosis (A19)  
Acute miliary tuberculosis of a single specified site (A19.0)  
Acute miliary tuberculosis of multiple sites (A19.1)  
Acute miliary tuberculosis, unspecified (A19.2)  
Other miliary tuberculosis (A19.8)  
Miliary tuberculosis, unspecified (A19.9)

### **Certain zoonotic bacterial diseases (A20-A28)**

Plague (A20)  
Bubonic plague (A20.0)  
Cellulocutaneous plague (A20.1)  
Pneumonic plague (A20.2)  
Plague meningitis (A20.3)  
Septicemic plague (A20.7)  
Other forms of plague (A20.8)  
Plague, unspecified (A20.9)

Tularemia (A21)

- Ulceroglandular tularemia (A21.0)
- Oculoglandular tularemia (A21.1)
- Pulmonary tularemia (A21.2)
- Gastrointestinal tularemia (A21.3)
- Generalized tularemia (A21.7)
- Other forms of tularemia (A21.8)
- Tularemia, unspecified (A21.9)

Anthrax (A22)

- Cutaneous anthrax (A22.0)
- Pulmonary anthrax (A22.1)
- Gastrointestinal anthrax (A22.2)
- Anthrax septicemia (A22.7)
- Other forms of anthrax (A22.8)
- Anthrax, unspecified (A22.9)

Brucellosis (A23)

- Brucellosis due to *Brucella melitensis* (A23.0)
- Brucellosis due to *Brucella abortus* (A23.1)
- Brucellosis due to *Brucella suis* (A23.2)
- Brucellosis due to *Brucella canis* (A23.3)
- Other brucellosis (A23.8)
- Brucellosis, unspecified (A23.9)

Glanders and melioidosis (A24)

- Glanders (A24.0)
- Acute and fulminating melioidosis (A24.1)
- Subacute and chronic melioidosis (A24.2)
- Other melioidosis (A24.3)
- Melioidosis, unspecified (A24.4)

Rat-bite fevers (A25)

- Spirillosis (A25.0)
- Streptobacillosis (A25.1)
- Rat-bite fever, unspecified (A25.9)

Erysipeloid (A26)

- Cutaneous erysipeloid (A26.0)
- Erysipelothrix septicemia (A26.7)
- Other forms of erysipeloid (A26.8)
- Erysipeloid, unspecified (A26.9)

Leptospirosis (A27)

- Leptospirosis icterohemorrhagica (A27.0)
- Other forms of leptospirosis (A27.8)
- Leptospirosis, unspecified (A27.9)

Other zoonotic bacterial diseases, not elsewhere classified (A28)

- Pasteurellosis (A28.0)
- Cat-scratch disease (A28.1)
- Extraintestinal yersiniosis (A28.2)
- Other specified zoonotic bacterial diseases, not elsewhere classified (A28.8)
- Zoonotic bacterial disease, unspecified (A28.9)

**Other bacterial diseases (A30-A49)**

Leprosy [Hansen's disease] (A30)

- Indeterminate leprosy (A30.0)
- Tuberculoid leprosy (A30.1)
- Borderline tuberculoid leprosy (A30.2)
- Borderline leprosy (A30.3)
- Borderline lepromatous leprosy (A30.4)
- Lepromatous leprosy (A30.5)
- Other forms of leprosy (A30.8)
- Leprosy, unspecified (A30.9)

Infection due to other mycobacteria (A31)

- Pulmonary mycobacterial infection (A31.0)
- Cutaneous mycobacterial infection (A31.1)



Other mycobacterial infections (A31.8)  
Mycobacterial infection, unspecified (A31.9)

Listeriosis (A32)  
Cutaneous listeriosis (A32.0)  
Listerial meningitis and meningoencephalitis (A32.1)  
Listerial septicemia (A32.7)  
Other forms of listeriosis (A32.8)  
Listeriosis, unspecified (A32.9)

Tetanus neonatorum (A33)  
Obstetrical tetanus (A34)

Other tetanus (A35)

Diphtheria (A36)  
Pharyngeal diphtheria (A36.0)  
Nasopharyngeal diphtheria (A36.1)  
Laryngeal diphtheria (A36.2)  
Cutaneous diphtheria (A36.3)  
Other diphtheria (A36.8)  
Diphtheria, unspecified (A36.9)

Whooping cough (A37)  
Whooping cough due to Bordetella pertussis (A37.0)  
Whooping cough due to Bordetella parapertussis (A37.1)  
Whooping cough due to other Bordetella species (A37.8)  
Whooping cough, unspecified (A37.9)

Scarlet fever (A38)

Meningococcal infection (A39)  
Meningococcal meningitis (A39.0)  
Waterhouse-Friderichsen syndrome (A39.1)  
Acute meningococemia (A39.2)  
Chronic meningococemia (A39.3)  
Meningococemia, unspecified (A39.4)  
Meningococcal heart disease (A39.5)  
Other meningococcal infections (A39.8)  
Meningococcal infection, unspecified (A39.9)

Streptococcal septicemia (A40)  
Septicemia due to streptococcus, group A (A40.0)  
Septicemia due to streptococcus, group B (A40.1)  
Septicemia due to streptococcus, group D (A40.2)  
Septicemia due to Streptococcus pneumoniae (A40.3)  
Other streptococcal septicemia (A40.8)  
Streptococcal septicemia, unspecified (A40.9)

Other septicemia (A41)  
Septicemia due to Staphylococcus aureus (A41.0)  
Septicemia due to other specified staphylococcus (A41.1)  
Septicemia due to unspecified staphylococcus (A41.2)  
Septicemia due to Hemophilus influenzae (A41.3)  
Septicemia due to anaerobes (A41.4)  
Septicemia due to other Gram-negative organisms (A41.5)  
Other specified septicemia (A41.8)  
Septicemia, unspecified (A41.9)

Actinomycosis (A42)  
Pulmonary actinomycosis (A42.0)  
Abdominal actinomycosis (A42.1)  
Cervicofacial actinomycosis (A42.2)  
Actinomycotic septicemia (A42.7)  
Other forms of actinomycosis (A42.8)  
Actinomycosis, unspecified (A42.9)

Nocardiosis (A43)  
Pulmonary nocardiosis (A43.0)  
Cutaneous nocardiosis (A43.1)

Other forms of nocardiosis (A43.8)  
Nocardiosis, unspecified (A43.9)

Bartonellosis (A44)  
Systemic bartonellosis (A44.0)  
Cutaneous and mucocutaneous bartonellosis (A44.1)  
Other forms of bartonellosis (A44.8)  
Bartonellosis, unspecified (A44.9)

Erysipelas (A46)

Other bacterial diseases, not elsewhere classified (A48)  
Gas gangrene (A48.0)  
Legionnaires' disease (A48.1)  
Nonpneumonic Legionnaires' disease [Pontiac fever] (A48.2)  
Toxic shock syndrome (A48.3)  
Brazilian purpuric fever (A48.4)  
Other specified bacterial diseases (A48.8)

Bacterial infection of unspecified site (A49)  
Staphylococcal infection, unspecified (A49.0)  
Streptococcal infection, unspecified (A49.1)  
Hemophilus influenzae infection, unspecified (A49.2)  
Mycoplasma infection, unspecified (A49.3)  
Other bacterial infections of unspecified site (A49.8)  
Bacterial infection, unspecified (A49.9)

**Infections with a predominantly sexual mode of transmission (A50-A64)**

Congenital syphilis (A50)  
Early congenital syphilis, symptomatic (A50.0)  
Early congenital syphilis, latent (A50.1)  
Early congenital syphilis, unspecified (A50.2)  
Late congenital syphilitic ophthalmopathy (A50.3)  
Late congenital neurosyphilis [juvenile neurosyphilis] (A50.4)  
Other late congenital syphilis, symptomatic (A50.5)  
Late congenital syphilis, latent (A50.6)  
Late congenital syphilis, unspecified (A50.7)  
Congenital syphilis, unspecified (A50.9)

Early syphilis (A51)  
Primary genital syphilis (A51.0)  
Primary anal syphilis (A51.1)  
Primary syphilis of other sites (A51.2)  
Secondary syphilis of skin and mucous membranes (A51.3)  
Other secondary syphilis (A51.4)  
Early syphilis, latent (A51.5)  
Early syphilis, unspecified (A51.9)

Late syphilis (A52)  
Cardiovascular syphilis (A52.0)  
Symptomatic neurosyphilis (A52.1)  
Asymptomatic neurosyphilis (A52.2)  
Neurosyphilis, unspecified (A52.3)  
Other symptomatic late syphilis (A52.7)  
Late syphilis, latent (A52.8)  
Late syphilis, unspecified (A52.9)

Other and unspecified syphilis (A53)  
Latent syphilis, unspecified as early or late (A53.0)  
Syphilis, unspecified (A53.9)

Gonococcal infection (A54)  
Gonococcal infection of lower genitourinary tract without periurethral or accessory gland abscess (A54.0)  
Gonococcal infection of lower genitourinary tract with periurethral and accessory gland abscess (A54.1)  
Gonococcal pelviperitonitis and other gonococcal genitourinary infections (A54.2)  
Gonococcal infection of eye (A54.3)  
Gonococcal infection of musculoskeletal system (A54.4)

- Gonococcal pharyngitis (A54.5)
- Gonococcal infection of anus and rectum (A54.6)
- Other gonococcal infections (A54.8)
- Gonococcal infection, unspecified (A54.9)
- Chlamydial lymphogranuloma (venereum) (A55)
- Other sexually transmitted chlamydial diseases (A56)
  - Chlamydial infection of lower genitourinary tract (A56.0)
  - Chlamydial infection of pelviperitoneum and other genitourinary organs (A56.1)
  - Chlamydial infection of genitourinary tract, unspecified (A56.2)
  - Chlamydial infection of anus and rectum (A56.3)
  - Chlamydial infection of pharynx (A56.4)
  - Sexually transmitted chlamydial infection of other sites (A56.8)
- Chancroid (A57)
- Granuloma inguinale (A58)
- Trichomoniasis (A59)
  - Urogenital trichomoniasis (A59.0)
  - Trichomoniasis of other sites (A59.8)
  - Trichomoniasis, unspecified (A59.9)
- Anogenital herpes-viral [herpes simplex] infection (A60)
  - Herpes-viral infection of genitalia and urogenital tract (A60.0)
  - Herpes-viral infection of perianal skin and rectum (A60.1)
  - Anogenital herpes-viral infection, unspecified (A60.9)
- Other predominantly sexually transmitted diseases, not elsewhere classified (A63)
  - Anogenital (venereal) warts (A63.0)
  - Other specified predominantly sexually transmitted diseases (A63.8)
- Unspecified sexually transmitted disease (A64)
  - Other spirochetal diseases (A65-A69)**
  - Nonvenereal syphilis (A65)
  - Yaws (A66)
    - Initial lesions of yaws (A66.0)
    - Multiple papillomata and wet crab yaws (A66.1)
    - Other early skin lesions of yaws (A66.2)
    - Hyperkeratosis of yaws (A66.3)
    - Gummata and ulcers of yaws (A66.4)
    - Gangosa (A66.5)
    - Bone and joint lesions of yaws (A66.6)
    - Other manifestations of yaws (A66.7)
    - Latent yaws (A66.8)
    - Yaws, unspecified (A66.9)
  - Pinta [carate] (A67)
    - Primary lesions of pinta (A67.0)
    - Intermediate lesions of pinta (A67.1)
    - Late lesions of pinta (A67.2)
    - Mixed lesions of pinta (A67.3)
    - Pinta, unspecified (A67.9)
  - Relapsing fevers (A68)
    - Louse-borne relapsing fever (A68.0)
    - Tick-borne relapsing fever (A68.1)
    - Relapsing fever, unspecified (A68.9)
  - Other spirochetal infections (A69)
    - Necrotizing ulcerative stomatitis (A69.0)
    - Other Vincent's infections (A69.1)
    - Lyme disease (A69.2)
    - Other specified spirochetal infections (A69.8)
    - Spirochetal infection, unspecified (A69.9)

### **Other diseases caused by chlamydia (A70-A74)**

Chlamydia psittaci infection (A70)

Trachoma (A71)

Initial stage of trachoma (A71.0)

Active stage of trachoma (A71.1)

Trachoma, unspecified (A71.9)

Other diseases caused by chlamydiae (A74)

Chlamydial conjunctivitis (A74.0)

Other chlamydial diseases (A74.8)

Chlamydial infection, unspecified (A74.9)

### **Rickettsioses (A75-A79)**

Typhus fever (A75)

Epidemic louse-borne typhus fever due to Rickettsia prowazekii (A75.0)

Recrudescing typhus [Brill's disease] (A75.1)

Typhus fever due to Rickettsia typhi (A75.2)

Typhus fever due to Rickettsia tsutsugamushi (A75.3)

Typhus fever, unspecified (A75.9)

Spotted fever [tick-borne rickettsioses] (A77)

Spotted fever due to Rickettsia rickettsii (A77.0)

Spotted fever due to Rickettsia conorii (A77.1)

Spotted fever due to Rickettsia siberica (A77.2)

Spotted fever due to Rickettsia australis (A77.3)

Other spotted fevers (A77.8)

Spotted fever, unspecified (A77.9)

Q fever (A78)

Other rickettsioses (A79)

Trench fever (A79.0)

Rickettsialpox due to Rickettsia akari (A79.1)

Other specified rickettsioses (A79.8)

Rickettsiosis, unspecified (A79.9)

### **Viral infections of the central nervous system (A80-A89)**

Acute poliomyelitis (A80)

Acute paralytic poliomyelitis, vaccine-associated (A80.0)

Acute paralytic poliomyelitis, wild virus, imported (A80.1)

Acute paralytic poliomyelitis, wild virus, indigenous (A80.2)

Acute paralytic poliomyelitis, other and unspecified (A80.3)

Acute nonparalytic poliomyelitis (A80.4)

Acute poliomyelitis, unspecified (A80.9)

Atypical virus infections of central nervous system (A81)

Creutzfeldt-Jakob disease (A81.0)

Subacute sclerosing panencephalitis (A81.1)

Progressive multifocal leukoencephalopathy (A81.2)

Other atypical virus infections of central nervous system (A81.8)

Atypical virus infection of central nervous system, unspecified (A81.9)

Rabies (A82)

Sylvatic rabies (A82.0)

Urban rabies (A82.1)

Rabies, unspecified (A82.9)

Mosquito-borne viral encephalitis (A83)

Japanese encephalitis (A83.0)

Western equine encephalitis (A83.1)

Eastern equine encephalitis (A83.2)

St. Louis encephalitis (A83.3)

Australian encephalitis (A83.4)

California encephalitis (A83.5)

Rocio virus disease (A83.6)

Other mosquito-borne viral encephalitis (A83.8)

Mosquito-borne viral encephalitis, unspecified (A83.9)

Tick-borne viral encephalitis (A84)  
 Far Eastern tick-borne encephalitis [Russian spring-summer encephalitis] (A84.0)  
 Central European tick-borne encephalitis (A84.1)  
 Other tick-borne viral encephalitis (A84.8)  
 Tick-borne viral encephalitis, unspecified (A84.9)

Other viral encephalitis, not elsewhere classified (A85)  
 Enteroviral encephalitis (A85.0)  
 Adenoviral encephalitis (A85.1)  
 Arthropod-borne viral encephalitis, unspecified (A85.2)  
 Other specified viral encephalitis (A85.8)

Unspecified viral encephalitis (A86)

Viral meningitis (A87)  
 Enteroviral meningitis (A87.0)  
 Adenoviral meningitis (A87.1)  
 Lymphocytic choriomeningitis (A87.2)  
 Other viral meningitis (A87.8)  
 Viral meningitis, unspecified (A87.9)

Other viral infections of the central nervous system, not elsewhere classified (A88)  
 Enteroviral exanthematous fever [Boston exanthem] (A88.0)  
 Epidemic vertigo (A88.1)  
 Other specified viral infections of central nervous system (A88.8)

Unspecified viral infection of central nervous system (A89)

**Arthropod-borne viral fevers and viral hemorrhagic fevers (A90-A99)**

Dengue fever [classical dengue] (A90)

Dengue hemorrhagic fever (A91)

Other mosquito-borne viral fevers (A92)  
 Chikungunya virus disease (A92.0)  
 O'nyong-nyong fever (A92.1)  
 Venezuelan equine fever (A92.2)  
 West Nile fever (A92.3)  
 Rift Valley fever (A92.4)  
 Other specified mosquito-borne viral fevers (A92.8)  
 Mosquito-borne viral fever, unspecified (A92.9)

Other arthropod-borne viral fevers, not elsewhere classified (A93)  
 Oropouche virus disease (A93.0)  
 Sandfly fever (A93.1)  
 Colorado tick fever (A93.2)  
 Other specified arthropod-borne viral fevers (A93.8)

Unspecified arthropod-borne viral fever (A94)

Yellow fever (A95)  
 Sylvatic yellow fever (A95.0)  
 Urban yellow fever (A95.1)  
 Yellow fever, unspecified (A95.9)

Arenaviral hemorrhagic fever (A96)  
 Junin hemorrhagic fever (A96.0)  
 Machupo hemorrhagic fever (A96.1)  
 Lassa fever (A96.2)  
 Other arenaviral hemorrhagic fevers (A96.8)  
 Arenaviral hemorrhagic fever, unspecified (A96.9)

Other viral hemorrhagic fevers, not elsewhere classified (A98)  
 Crimean-Congo hemorrhagic fever (A98.0)  
 Omsk hemorrhagic fever (A98.1)  
 Kyasanur Forest disease (A98.2)  
 Marburg virus disease (A98.3)

Ebola virus disease (A98.4)  
Hemorrhagic fever with renal syndrome (A98.5)  
Other specified viral hemorrhagic fevers (A98.8)

Unspecified viral hemorrhagic fever (A99)

**Viral infections characterized by skin and mucous membrane lesions (B00-B09)**

Herpes-viral [herpes simplex] infections (B00)

Eczema herpeticum (B00.0)  
Herpes-viral vesicular dermatitis (B00.1)  
Herpes-viral gingivostomatitis and pharyngotonsillitis (B00.2)  
Herpes-viral meningitis (B00.3)  
Herpes-viral encephalitis (B00.4)  
Herpes-viral ocular disease (B00.5)  
Disseminated herpes-viral disease (B00.7)  
Other forms of herpes-viral infection (B00.8)  
Herpes-viral infection, unspecified (B00.9)

Varicella [chickenpox] (B01)

Varicella meningitis (B01.0)  
Varicella encephalitis (B01.1)  
Varicella pneumonia (B01.2)  
Varicella with other complications (B01.8)  
Varicella without complications (B01.9)

Zoster [herpes zoster] (B02)

Zoster encephalitis (B02.0)  
Zoster meningitis (B02.1)  
Zoster with other nervous system involvement (B02.2)  
Zoster ocular disease (B02.3)  
Disseminated zoster (B02.7)  
Zoster with other complications (B02.8)  
Zoster without complication (B02.9)

Smallpox (B03)

Monkeypox (B04)

Measles (B05)

Measles complicated by encephalitis (B05.0)  
Measles complicated by meningitis (B05.1)  
Measles complicated by pneumonia (B05.2)  
Measles complicated by otitis media (B05.3)  
Measles with intestinal complications (B05.4)  
Measles with other complications (B05.8)  
Measles without complication (B05.9)

Rubella [German measles] (B06)

Rubella with neurological complications (B06.0)  
Rubella with other complications (B06.8)  
Rubella without complication (B06.9)

Viral warts (B07)

Other viral infections characterized by skin and mucous membrane lesions, not elsewhere classified (B08)

Other orthopoxvirus infections (B08.0)  
Molluscum contagiosum (B08.1)  
Exanthema subitum [sixth disease] (B08.2)  
Erythema infectiosum [fifth disease] (B08.3)  
Enteroviral vesicular stomatitis with exanthem (B08.4)  
Enteroviral vesicular pharyngitis (B08.5)  
Other specified viral infections characterized by skin and mucous membrane lesions (B08.8)

Unspecified viral infection characterized by skin and mucous membrane lesions (B09)

**Viral hepatitis (B15-B19)**

Acute hepatitis A (B15)

Hepatitis A with hepatic coma (B15.0)  
Hepatitis A without hepatic coma (B15.9)

Acute hepatitis B (B16)

Acute hepatitis B with delta-agent (coinfection) with hepatic coma (B16.0)  
Acute hepatitis B with delta-agent (coinfection) without hepatic coma (B16.1)  
Acute hepatitis B without delta-agent with hepatic coma (B16.2)  
Acute hepatitis B without delta-agent and without hepatic coma (B16.9)

Other acute viral hepatitis (B17)

Acute delta-(super) infection of hepatitis B carrier (B17.0)  
Acute hepatitis C (B17.1)  
Acute hepatitis E (B17.2)  
Other specified acute viral hepatitis (B17.8)

Chronic viral hepatitis (B18)

Chronic viral hepatitis B with delta-agent (B18.0)  
Chronic viral hepatitis B without delta-agent (B18.1)  
Chronic viral hepatitis C (B18.2)  
Other chronic viral hepatitis (B18.8)  
Chronic viral hepatitis, unspecified (B18.9)

Unspecified viral hepatitis (B19)

Unspecified viral hepatitis with coma (B19.0)  
Unspecified viral hepatitis without coma (B19.9)

**Human immunodeficiency virus [HIV] disease (B20-B24)**

Human immunodeficiency virus [HIV] disease resulting in infectious and parasitic diseases (B20)

HIV disease resulting in mycobacterial infection (B20.0)  
HIV disease resulting in other bacterial infections (B20.1)  
HIV disease resulting in cytomegaloviral disease (B20.2)  
HIV disease resulting in other viral infections (B20.3)  
HIV disease resulting in candidiasis (B20.4)  
HIV disease resulting in other mycoses (B20.5)  
HIV disease resulting in Pneumocystis carinii pneumonia (B20.6)  
HIV disease resulting in multiple infections (B20.7)  
HIV disease resulting in other infectious and parasitic diseases (B20.8)  
HIV disease resulting in unspecified infectious or parasitic disease (B20.9)

Human immunodeficiency virus [HIV] disease resulting in malignant neoplasms (B21)

HIV disease resulting in Kaposi's sarcoma (B21.0)  
HIV disease resulting in Burkitt's lymphoma (B21.1)  
HIV disease resulting in other types of non-Hodgkin's lymphoma (B21.2)  
HIV disease resulting in other malignant neoplasms of lymphoid, hematopoietic, and related tissue (B21.3)  
HIV disease resulting in multiple malignant neoplasms (B21.7)  
HIV disease resulting in other malignant neoplasms (B21.8)  
HIV disease resulting in unspecified malignant neoplasm (B21.9)

Human immunodeficiency virus [HIV] disease resulting in other specified diseases (B22)

HIV disease resulting in encephalopathy (B22.0)  
HIV disease resulting in lymphoid interstitial pneumonitis (B22.1)  
HIV disease resulting in wasting syndrome (B22.2)  
HIV disease resulting in multiple diseases classified elsewhere (B22.7)

Human immunodeficiency virus [HIV] disease resulting in other conditions (B23)

Acute HIV infection syndrome (B23.0)  
HIV disease resulting in (persistent) generalized lymphadenopathy (B23.1)  
HIV disease resulting in hematological and immunological abnormalities, not elsewhere classified (B23.2)  
HIV disease resulting in other specified conditions (B23.8)

Unspecified human immunodeficiency virus [HIV] disease (B24)

**Other viral diseases (B25-B34)**

Cytomegaloviral disease (B25)

Cytomegaloviral pneumonitis (B25.0)  
Cytomegaloviral hepatitis (B25.1)

- Cytomegaloviral pancreatitis (B25.2)
- Other cytomegaloviral diseases (B25.8)
- Cytomegaloviral disease, unspecified (B25.9)

Mumps (B26)

- Mumps orchitis (B26.0)
- Mumps meningitis (B26.1)
- Mumps encephalitis (B26.2)
- Mumps pancreatitis (B26.3)
- Mumps with other complications (B26.8)
- Mumps without complication (B26.9)

Infectious mononucleosis (B27)

- Gamma-herpes-viral mononucleosis (B27.0)
- Cytomegaloviral mononucleosis (B27.1)
- Other infectious mononucleosis (B27.8)
- Infectious mononucleosis, unspecified (B27.9)

Viral conjunctivitis (B30)

- Keratoconjunctivitis due to adenovirus (B30.0)
- Conjunctivitis due to adenovirus (B30.1)
- Viral pharyngoconjunctivitis (B30.2)
- Acute epidemic hemorrhagic conjunctivitis (enteroviral) (B30.3)
- Other viral conjunctivitis (B30.8)
- Viral conjunctivitis, unspecified (B30.9)

Other viral diseases, not elsewhere classified (B33)

- Epidemic myalgia (B33.0)
- Ross River disease (B33.1)
- Viral carditis (B33.2)
- Retrovirus infections, not elsewhere classified (B33.3)
- Other specified viral diseases (B33.8)

Viral infection of unspecified site (B34)

- Adenovirus infection, unspecified (B34.0)
- Enterovirus infection, unspecified (B34.1)
- Coronavirus infection, unspecified (B34.2)
- Parvovirus infection, unspecified (B34.3)
- Papovirus infection, unspecified (B34.4)
- Other viral infections of unspecified site (B34.8)
- Viral infection, unspecified (B34.9)

**Mycoses (B35-B49)**

Dermatophytosis (B35)

- Tinea barbae and tinea capitis (B35.0)
- Tinea unguium (B35.1)
- Tinea manuum (B35.2)
- Tinea pedis (B35.3)
- Tinea corporis (B35.4)
- Tinea imbricata (B35.5)
- Tinea cruris (B35.6)
- Other dermatophytoses (B35.8)
- Dermatophytosis, unspecified (B35.9)

Other superficial mycoses (B36)

- Pityriasis versicolor (B36.0)
- Tinea nigra (B36.1)
- White piedra (B36.2)
- Black piedra (B36.3)
- Other specified superficial mycoses (B36.8)
- Superficial mycosis, unspecified (B36.9)

Candidiasis (B37)

- Candidal stomatitis (B37.0)
- Pulmonary candidiasis (B37.1)
- Candidiasis of skin and nail (B37.2)
- Candidiasis of vulva and vagina (B37.3)
- Candidiasis of other urogenital sites (B37.4)
- Candidal meningitis (B37.5)



- Candidal endocarditis (B37.6)
- Candidal septicemia (B37.7)
- Candidiasis of other sites (B37.8)
- Candidiasis, unspecified (B37.9)

Coccidioidomycosis (B38)

- Acute pulmonary coccidioidomycosis (B38.0)
- Chronic pulmonary coccidioidomycosis (B38.1)
- Pulmonary coccidioidomycosis, unspecified (B38.2)
- Cutaneous coccidioidomycosis (B38.3)
- Coccidioidomycosis meningitis (B38.4)
- Disseminated coccidioidomycosis (B38.7)
- Other forms of coccidioidomycosis (B38.8)
- Coccidioidomycosis, unspecified (B38.9)

Histoplasmosis (B39)

- Acute pulmonary histoplasmosis capsulati (B39.0)
- Chronic pulmonary histoplasmosis capsulati (B39.1)
- Pulmonary histoplasmosis capsulati, unspecified (B39.2)
- Disseminated histoplasmosis capsulati (B39.3)
- Histoplasmosis capsulati, unspecified (B39.4)
- Histoplasmosis duboisii (B39.5)
- Histoplasmosis, unspecified (B39.9)

Blastomycosis (B40)

- Acute pulmonary blastomycosis (B40.0)
- Chronic pulmonary blastomycosis (B40.1)
- Pulmonary blastomycosis, unspecified (B40.2)
- Cutaneous blastomycosis (B40.3)
- Disseminated blastomycosis (B40.7)
- Other forms of blastomycosis (B40.8)
- Blastomycosis, unspecified (B40.9)

Paracoccidioidomycosis (B41)

- Pulmonary paracoccidioidomycosis (B41.0)
- Disseminated paracoccidioidomycosis (B41.7)
- Other forms of paracoccidioidomycosis (B41.8)
- Paracoccidioidomycosis, unspecified (B41.9)

Sporotrichosis (B42)

- Pulmonary sporotrichosis (B42.0)
- Lymphocutaneous sporotrichosis (B42.1)
- Disseminated sporotrichosis (B42.7)
- Other forms of sporotrichosis (B42.8)
- Sporotrichosis, unspecified (B42.9)

Chromomycosis and phaeomycotic abscess (B43)

- Cutaneous chromomycosis (B43.0)
- Phaeomycotic brain abscess (B43.1)
- Subcutaneous phaeomycotic abscess and cyst (B43.2)
- Other forms of chromomycosis (B43.8)
- Chromomycosis, unspecified (B43.9)

Aspergillosis (B44)

- Invasive pulmonary aspergillosis (B44.0)
- Other pulmonary aspergillosis (B44.1)
- Tonsillar aspergillosis (B44.2)
- Disseminated aspergillosis (B44.7)
- Other forms of aspergillosis (B44.8)
- Aspergillosis, unspecified (B44.9)

Cryptococcosis (B45)

- Pulmonary cryptococcosis (B45.0)
- Cerebral cryptococcosis (B45.1)
- Cutaneous cryptococcosis (B45.2)
- Osseous cryptococcosis (B45.3)
- Disseminated cryptococcosis (B45.7)
- Other forms of cryptococcosis (B45.8)
- Cryptococcosis, unspecified (B45.9)

Zygomycosis (B46)

- Pulmonary mucormycosis (B46.0)
- Rhinocerebral mucormycosis (B46.1)
- Gastrointestinal mucormycosis (B46.2)
- Cutaneous mucormycosis (B46.3)
- Disseminated mucormycosis (B46.4)
- Mucormycosis, unspecified (B46.5)
- Other zygomycoses (B46.8)
- Zygomycosis, unspecified (B46.9)

Mycetoma (B47)

- Eumycetoma (B47.0)
- Actinomycetoma (B47.1)
- Mycetoma, unspecified (B47.9)

Other mycoses, not elsewhere classified (B48)

- Lobomycosis (B48.0)
- Rhinosporidiosis (B48.1)
- Allescheriasis (B48.2)
- Geotrichosis (B48.3)
- Penicilliosis (B48.4)
- Opportunistic mycoses (B48.7)
- Other specified mycoses (B48.8)

Unspecified mycosis (B49)

**Protozoal diseases (B50-B64)**

Plasmodium falciparum malaria (B50)

- Plasmodium falciparum malaria with cerebral complications (B50.0)
- Other severe and complicated Plasmodium falciparum malaria (B50.8)
- Plasmodium falciparum malaria, unspecified (B50.9)

Plasmodium vivax malaria (B51)

- Plasmodium vivax malaria with rupture of spleen (B51.0)
- Plasmodium vivax malaria with other complications (B51.8)
- Plasmodium vivax malaria without complication (B51.9)

Plasmodium malariae malaria (B52)

- Plasmodium malariae malaria with nephropathy (B52.0)
- Plasmodium malariae malaria with other complications (B52.8)
- Plasmodium malariae malaria without complication (B52.9)

Other parasitologically confirmed malaria (B53)

- Plasmodium ovale malaria (B53.0)
- Malaria due to simian plasmodia (B53.1)
- Other parasitologically confirmed malaria, not elsewhere classified (B53.8)

Unspecified malaria (B54)

Leishmaniasis (B55)

- Visceral leishmaniasis (B55.0)
- Cutaneous leishmaniasis (B55.1)
- Mucocutaneous leishmaniasis (B55.2)
- Leishmaniasis, unspecified (B55.9)

African trypanosomiasis (B56)

- Gambiense trypanosomiasis (B56.0)
- Rhodesiense trypanosomiasis (B56.1)
- African trypanosomiasis, unspecified (B56.9)

Chagas' disease (B57)

- Acute Chagas' disease with heart involvement (B57.0)
- Acute Chagas' disease without heart involvement (B57.1)
- Chagas' disease (chronic) with heart involvement (B57.2)
- Chagas' disease (chronic) with digestive system involvement (B57.3)
- Chagas' disease (chronic) with nervous system involvement (B57.4)
- Chagas' disease (chronic) with other organ involvement (B57.5)

Toxoplasmosis (B58)

- Toxoplasma oculopathy (B58.0)
- Toxoplasma hepatitis (B58.1)
- Toxoplasma meningoencephalitis (B58.2)
- Pulmonary toxoplasmosis (B58.3)
- Toxoplasmosis with other organ involvement (B58.8)
- Toxoplasmosis, unspecified (B58.9)

Pneumocystosis (B59)

Other protozoal diseases, not elsewhere classified (B60)

- Babesiosis (B60.0)
- Acanthamebiasis (B60.1)
- Negleriasis (B60.2)
- Other specified protozoal diseases (B60.8)

Unspecified protozoal disease (B64)

**Helminthiasis (B65-B83)**

Schistosomiasis [bilharziasis] (B65)

- Schistosomiasis due to Schistosoma hematobium [urinary schistosomiasis] (B65.0)
- Schistosomiasis due to Schistosoma mansoni [intestinal schistosomiasis] (B65.1)
- Schistosomiasis due to Schistosoma japonicum (B65.2)
- Cercarial dermatitis (B65.3)
- Other schistosomiasis (B65.8)
- Schistosomiasis, unspecified (B65.9)

Other fluke infections (B66)

- Opisthorchiasis (B66.0)
- Clonorchiasis (B66.1)
- Dicrocoeliasis (B66.2)
- Fascioliasis (B66.3)
- Paragonimiasis (B66.4)
- Fasciolopsiasis (B66.5)
- Other specified fluke infections (B66.8)
- Fluke infection, unspecified (B66.9)

Echinococcosis (B67)

- Echinococcus granulosus infection of liver (B67.0)
- Echinococcus granulosus infection of lung (B67.1)
- Echinococcus granulosus infection of bone (B67.2)
- Echinococcus granulosus infection, other and multiple sites (B67.3)
- Echinococcus granulosus infection, unspecified (B67.4)
- Echinococcus multilocularis infection of liver (B67.5)
- Echinococcus multilocularis infection, other and multiple sites (B67.6)
- Echinococcus multilocularis infection, unspecified (B67.7)
- Echinococcosis, unspecified, of liver (B67.8)
- Echinococcosis, other and unspecified (B67.9)

Teniasis (B68)

- Tenia solium teniasis (B68.0)
- Tenia saginata teniasis (B68.1)
- Teniasis, unspecified (B68.9)

Cysticercosis (B69)

- Cysticercosis of central nervous system (B69.0)
- Cysticercosis of eye (B69.1)
- Cysticercosis of other sites (B69.8)
- Cysticercosis, unspecified (B69.9)

Diphyllobothriasis and sparganosis (B70)

- Diphyllobothriasis (B70.0)
- Sparganosis (B70.1)

Other cestode infections (B71)

- Hymenolepiasis (B71.0)
- Dipylidiasis (B71.1)
- Other specified cestode infections (B71.8)
- Cestode infection, unspecified (B71.9)

Dracunculiasis (B72)

Onchocerciasis (B73)

Filariasis (B74)

Filariasis due to *Wuchereria bancrofti* (B74.0)

Filariasis due to *Brugia malayi* (B74.1)

Filariasis due to *Brugia timori* (B74.2)

Loiasis (B74.3)

Mansonelliasis (B74.4)

Other filariases (B74.8)

Filariasis, unspecified (B74.9)

Trichinellosis (B75)

Hookworm diseases (B76)

Ancylostomiasis (B76.0)

Necatoriasis (B76.1)

Other hookworm diseases (B76.8)

Hookworm disease, unspecified (B76.9)

Ascariasis (B77)

Ascariasis with intestinal complications (B77.0)

Ascariasis with other complications (B77.8)

Ascariasis, unspecified (B77.9)

Strongyloidiasis (B78)

Intestinal strongyloidiasis (B78.0)

Cutaneous strongyloidiasis (B78.1)

Disseminated strongyloidiasis (B78.7)

Strongyloidiasis, unspecified (B78.9)

Trichuriasis (B79)

Enterobiasis (B80)

Other intestinal helminthiases, not elsewhere classified (B81)

Anisakiasis (B81.0)

Intestinal capillariasis (B81.1)

Trichostrongyliasis (B81.2)

Intestinal angiostrongyliasis (B81.3)

Mixed intestinal helminthiases (B81.4)

Other specified intestinal helminthiases (B81.8)

Unspecified intestinal parasitism (B82)

Intestinal helminthiasis, unspecified (B82.0)

Intestinal parasitism, unspecified (B82.9)

Other helminthiases (B83)

Visceral larva migrans (B83.0)

Gnathostomiasis (B83.1)

Angiostrongyliasis due to *Parastrongylus cantonensis* (B83.2)

Syngamiasis (B83.3)

Internal hirudiniasis (B83.4)

Other specified helminthiases (B83.8)

Helminthiasis, unspecified (B83.9)

#### **Pediculosis, acariasis and other infestations (B85-B89)**

Pediculosis and phthiriasis (B85)

Pediculosis due to *Pediculus humanus capitis* (B85.0)

Pediculosis due to *Pediculus humanus corporis* (B85.1)

Pediculosis, unspecified (B85.2)

Phthiriasis (B85.3)

Mixed pediculosis and phthiriasis (B85.4)

Scabies (B86)

Myiasis (B87)

Cutaneous myiasis (B87.0)

- Wound myiasis (B87.1)
- Ocular myiasis (B87.2)
- Nasopharyngeal myiasis (B87.3)
- Aural myiasis (B87.4)
- Myiasis of other sites (B87.8)
- Myiasis, unspecified (B87.9)

- Other infestations (B88)
  - Other acariasis (B88.0)
  - Tungiasis [sand flea infestation] (B88.1)
  - Other arthropod infestations (B88.2)
  - External hirudiniasis (B88.3)
  - Other specified infestations (B88.8)
  - Infestation, unspecified (B88.9)

- Unspecified parasitic disease (B89)

### **Sequelae of infectious and parasitic diseases (B90-B94)**

- Sequelae of tuberculosis (B90)
  - Sequelae of central nervous system tuberculosis (B90.0)
  - Sequelae of genitourinary tuberculosis (B90.1)
  - Sequelae of tuberculosis of bones and joints (B90.2)
  - Sequelae of tuberculosis of other organs (B90.8)
  - Sequelae of respiratory and unspecified tuberculosis (B90.9)

- Sequelae of poliomyelitis (B91)

- Sequelae of leprosy (B92)

- Sequelae of other and unspecified infectious and parasitic diseases (B94)
  - Sequelae of trachoma (B94.0)
  - Sequelae of viral encephalitis (B94.1)
  - Sequelae of viral hepatitis (B94.2)
  - Sequelae of other specified infectious and parasitic diseases (B94.8)
  - Sequelae of unspecified infectious or parasitic disease (B94.9)
    - Other infectious diseases (B99)

- Other and unspecified infectious diseases (B99)

## **II. Neoplasms (C00-D48)**

### **Malignant neoplasms (C00-C97)**

#### **Malignant neoplasms of lip, oral cavity and pharynx (C00-C14)**

- Malignant neoplasm of lip (C00)
  - External upper lip (C00.0)
  - External lower lip (C00.1)
  - External lip, unspecified (C00.2)
  - Upper lip, inner aspect (C00.3)
  - Lower lip, inner aspect (C00.4)
  - Lip, unspecified, inner aspect (C00.5)
  - Commissure of lip (C00.6)
  - Overlapping lesion of lip (C00.8)
  - Lip, unspecified (C00.9)

- Malignant neoplasm of base of tongue (C01)

- Malignant neoplasm of other and unspecified parts of tongue (C02)
  - Dorsal surface of tongue (C02.0)
  - Border of tongue (C02.1)
  - Ventral surface of tongue (C02.2)
  - Anterior two-thirds of tongue, part unspecified (C02.3)
  - Lingual tonsil (C02.4)
  - Overlapping lesion of tongue (C02.8)
  - Tongue, unspecified (C02.9)

- Malignant neoplasm of gum (C03)
  - Upper gum (C03.0)

- Lower gum (C03.1)
- Gum, unspecified (C03.9)
- Malignant neoplasm of floor of mouth (C04)
  - Anterior floor of mouth (C04.0)
  - Lateral floor of mouth (C04.1)
  - Overlapping lesion of floor of mouth (C04.8)
  - Floor of mouth, unspecified (C04.9)
- Malignant neoplasm of palate (C05)
  - Hard palate (C05.0)
  - Soft palate (C05.1)
  - Uvula (C05.2)
  - Overlapping lesion of palate (C05.8)
  - Palate, unspecified (C05.9)
- Malignant neoplasm of other and unspecified parts of mouth (C06)
  - Cheek mucosa (C06.0)
  - Vestibule of mouth (C06.1)
  - Retromolar area (C06.2)
  - Overlapping lesion of other and unspecified parts of mouth (C06.8)
  - Mouth, unspecified (C06.9)
- Malignant neoplasm of parotid gland (C07)
- Malignant neoplasm of other and unspecified major salivary glands (C08)
  - Submandibular gland (C08.0)
  - Sublingual gland (C08.1)
  - Overlapping lesion of major salivary glands (C08.8)
  - Major salivary gland, unspecified (C08.9)
- Malignant neoplasm of tonsil (C09)
  - Tonsillar fossa (C09.0)
  - Tonsillar pillar (anterior) (posterior) (C09.1)
  - Overlapping lesion of tonsil (C09.8)
  - Tonsil, unspecified (C09.9)
- Malignant neoplasm of oropharynx (C10)
  - Vallecula (C10.0)
  - Anterior surface of epiglottis (C10.1)
  - Lateral wall of oropharynx (C10.2)
  - Posterior wall of oropharynx (C10.3)
  - Branchial cleft (C10.4)
  - Overlapping lesion of oropharynx (C10.8)
  - Oropharynx, unspecified (C10.9)
- Malignant neoplasm of nasopharynx (C11)
  - Superior wall of nasopharynx (C11.0)
  - Posterior wall of nasopharynx (C11.1)
  - Lateral wall of nasopharynx (C11.2)
  - Anterior wall of nasopharynx (C11.3)
  - Overlapping lesion of nasopharynx (C11.8)
  - Nasopharynx, unspecified (C11.9)
- Malignant neoplasm of pyriform sinus (C12)
- Malignant neoplasm of hypopharynx (C13)
  - Postcricoid region (C13.0)
  - Aryepiglottic fold, hypopharyngeal aspect (C13.1)
  - Posterior wall of hypopharynx (C13.2)
  - Overlapping lesion of hypopharynx (C13.8)
  - Hypopharynx, unspecified (C13.9)
- Malignant neoplasm of other and ill-defined sites in the lip, oral cavity, and pharynx (C14)
  - Pharynx, unspecified (C14.0)
  - Waldeyer's ring (C14.2)
  - Overlapping lesion of lip, oral cavity, and pharynx (C14.8)

**Malignant neoplasms of digestive organs (C15-C26)**

Malignant neoplasm of esophagus (C15)  
   Cervical part of esophagus (C15.0)  
   Thoracic part of esophagus (C15.1)  
   Abdominal part of esophagus (C15.2)  
   Upper third of esophagus (C15.3)  
   Middle third of esophagus (C15.4)  
   Lower third of esophagus (C15.5)  
   Overlapping lesion of esophagus (C15.8)  
   Esophagus, unspecified (C15.9)

Malignant neoplasm of stomach (C16)  
   Cardia (C16.0)  
   Fundus of stomach (C16.1)  
   Body of stomach (C16.2)  
   Pyloric antrum (C16.3)  
   Pylorus (C16.4)  
   Lesser curvature of stomach, unspecified (C16.5)  
   Greater curvature of stomach, unspecified (C16.6)  
   Overlapping lesion of stomach (C16.8)  
   Stomach, unspecified (C16.9)

Malignant neoplasm of small intestine (C17)  
   Duodenum (C17.0)  
   Jejunum (C17.1)  
   Ileum (C17.2)  
   Meckel's diverticulum (C17.3)  
   Overlapping lesion of small intestine (C17.8)  
   Small intestine, unspecified (C17.9)

Malignant neoplasm of colon (C18)  
   Cecum (C18.0)  
   Appendix (C18.1)  
   Ascending colon (C18.2)  
   Hepatic flexure (C18.3)  
   Transverse colon (C18.4)  
   Splenic flexure (C18.5)  
   Descending colon (C18.6)  
   Sigmoid colon (C18.7)  
   Overlapping lesion of colon (C18.8)  
   Colon, unspecified (C18.9)

Malignant neoplasm of rectosigmoid junction (C19)

Malignant neoplasm of rectum (C20)

Malignant neoplasm of anus and anal canal (C21)  
   Anus, unspecified (C21.0)  
   Anal canal (C21.1)  
   Cloacogenic zone (C21.2)  
   Overlapping lesion of rectum, anus, and anal canal (C21.8)

Malignant neoplasm of liver and intrahepatic bile ducts (C22)  
   Liver cell carcinoma (C22.0)  
   Intrahepatic bile duct carcinoma (C22.1)  
   Hepatoblastoma (C22.2)  
   Angiosarcoma of liver (C22.3)  
   Other sarcomas of liver (C22.4)  
   Other specified carcinomas of liver (C22.7)  
   Liver, unspecified (C22.9)

Malignant neoplasm of gallbladder (C23)

Malignant neoplasm of other and unspecified parts of biliary tract (C24)  
   Extrahepatic bile duct (C24.0)  
   Ampulla of Vater (C24.1)  
   Overlapping lesion of biliary tract (C24.8)  
   Biliary tract, unspecified (C24.9)

Malignant neoplasm of pancreas (C25)  
   Head of pancreas (C25.0)  
   Body of pancreas (C25.1)

- Tail of pancreas (C25.2)
- Pancreatic duct (C25.3)
- Endocrine pancreas (C25.4)
- Other parts of pancreas (C25.7)
- Overlapping lesion of pancreas (C25.8)
- Pancreas, unspecified (C25.9)

- Malignant neoplasm of other and ill-defined digestive organs (C26)
- Intestinal tract, part unspecified (C26.0)
- Spleen (C26.1)
- Overlapping lesion of digestive system (C26.8)
- Ill-defined sites within the digestive system (C26.9)

**Malignant neoplasms of respiratory and intrathoracic organs (C30-C39)**

- Malignant neoplasm of nasal cavity and middle ear (C30)
- Nasal cavity (C30.0)
- Middle ear (C30.1)

- Malignant neoplasm of accessory sinuses (C31)
- Maxillary sinus (C31.0)
- Ethmoidal sinus (C31.1)
- Frontal sinus (C31.2)
- Sphenoidal sinus (C31.3)
- Overlapping lesion of accessory sinuses (C31.8)
- Accessory sinus, unspecified (C31.9)

- Malignant neoplasm of larynx (C32)
- Glottis (C32.0)
- Supraglottis (C32.1)
- Subglottis (C32.2)
- Laryngeal cartilage (C32.3)
- Overlapping lesion of larynx (C32.8)
- Larynx, unspecified (C32.9)

- Malignant neoplasm of trachea (C33)

- Malignant neoplasm of bronchus and lung (C34)
- Main bronchus (C34.0)
- Upper lobe, bronchus or lung (C34.1)
- Middle lobe, bronchus or lung (C34.2)
- Lower lobe, bronchus or lung (C34.3)
- Overlapping lesion of bronchus and lung (C34.8)
- Bronchus or lung, unspecified (C34.9)

- Malignant neoplasm of thymus (C37)

- Malignant neoplasm of heart, mediastinum, and pleura (C38)
- Heart (C38.0)
- Anterior mediastinum (C38.1)
- Posterior mediastinum (C38.2)
- Mediastinum, part unspecified (C38.3)
- Pleura (C38.4)
- Overlapping lesion of heart, mediastinum, and pleura (C38.8)

- Malignant neoplasm of other and ill-defined sites in the respiratory system and intrathoracic organs (C39)
- Upper respiratory tract, part unspecified (C39.0)
- Overlapping lesion of respiratory and intrathoracic organs (C39.8)
- Ill-defined sites within the respiratory system (C39.9)

**Malignant neoplasms of bone and articular cartilage (C40-C41)**

- Malignant neoplasm of bone and articular cartilage of limbs (C40)
- Scapula and long bones of upper limb (C40.0)
- Short bones of upper limb (C40.1)
- Long bones of lower limb (C40.2)
- Short bones of lower limb (C40.3)
- Overlapping lesion of bone and articular cartilage of limbs (C40.8)
- Bone and articular cartilage of limb, unspecified (C40.9)



Malignant neoplasm of bone and articular cartilage of other and unspecified sites (C41)  
Bones of skull and face (C41.0)  
Mandible (C41.1)  
Vertebral column (C41.2)  
Ribs, sternum, and clavicle (C41.3)  
Pelvic bones, sacrum, and coccyx (C41.4)  
Overlapping lesion of bone and articular cartilage (C41.8)  
Bone and articular cartilage, unspecified (C41.9)

**Melanoma and other malignant neoplasms of skin (C43-C44)**

Malignant melanoma of skin (C43)  
Malignant melanoma of lip (C43.0)  
Malignant melanoma of eyelid, including canthus (C43.1)  
Malignant melanoma of ear and external auricular canal (C43.2)  
Malignant melanoma of other and unspecified parts of face (C43.3)  
Malignant melanoma of scalp and neck (C43.4)  
Malignant melanoma of trunk (C43.5)  
Malignant melanoma of upper limb, including shoulder (C43.6)  
Malignant melanoma of lower limb, including hip (C43.7)  
Overlapping malignant melanoma of skin (C43.8)  
Malignant melanoma of skin, unspecified (C43.9)

Other malignant neoplasms of skin (C44)  
Skin of lip (C44.0)  
Skin of eyelid, including canthus (C44.1)  
Skin of ear and external auricular canal (C44.2)  
Skin of other and unspecified parts of face (C44.3)  
Skin of scalp and neck (C44.4)  
Skin of trunk (C44.5)  
Skin of upper limb, including shoulder (C44.6)  
Skin of lower limb, including hip (C44.7)  
Overlapping lesion of skin (C44.8)  
Malignant neoplasm of skin, unspecified (C44.9)

**Malignant neoplasms of mesothelial and soft tissue (C45-C49)**

Mesothelioma (C45)  
Mesothelioma of pleura (C45.0)  
Mesothelioma of peritoneum (C45.1)  
Mesothelioma of pericardium (C45.2)  
Mesothelioma of other sites (C45.7)  
Mesothelioma, unspecified (C45.9)

Kaposi's sarcoma (C46)  
Kaposi's sarcoma of skin (C46.0)  
Kaposi's sarcoma of soft tissue (C46.1)  
Kaposi's sarcoma of palate (C46.2)  
Kaposi's sarcoma of lymph nodes (C46.3)  
Kaposi's sarcoma of other sites (C46.7)  
Kaposi's sarcoma of multiple organs (C46.8)  
Kaposi's sarcoma, unspecified (C46.9)

Malignant neoplasm of peripheral nerves and autonomic nervous system (C47)  
Peripheral nerves of head, face, and neck (C47.0)  
Peripheral nerves of upper limb, including shoulder (C47.1)  
Peripheral nerves of lower limb, including hip (C47.2)  
Peripheral nerves of thorax (C47.3)  
Peripheral nerves of abdomen (C47.4)  
Peripheral nerves of pelvis (C47.5)  
Peripheral nerves of trunk, unspecified (C47.6)  
Overlapping lesion of peripheral nerves and autonomic nervous system (C47.8)  
Peripheral nerves and autonomic nervous system, unspecified (C47.9)

Malignant neoplasm of retroperitoneum and peritoneum (C48)  
Retroperitoneum (C48.0)  
Specified parts of peritoneum (C48.1)  
Peritoneum, unspecified (C48.2)  
Overlapping lesion of retroperitoneum and peritoneum (C48.8)

Malignant neoplasm of other connective and soft tissue (C49)  
Connective and soft tissue of head, face, and neck (C49.0)  
Connective and soft tissue of upper limb, including shoulder (C49.1)  
Connective and soft tissue of lower limb, including hip (C49.2)  
Connective and soft tissue of thorax (C49.3)  
Connective and soft tissue of abdomen (C49.4)  
Connective and soft tissue of pelvis (C49.5)  
Connective and soft tissue of trunk, unspecified (C49.6)  
Overlapping lesion of connective and soft tissue (C49.8)  
Connective and soft tissue, unspecified (C49.9)

**Malignant neoplasm of breast (C50)**

Malignant neoplasm of breast (C50)  
Nipple and areola (C50.0)  
Central portion of breast (C50.1)  
Upper-inner quadrant of breast (C50.2)  
Lower-inner quadrant of breast (C50.3)  
Upper-outer quadrant of breast (C50.4)  
Lower-outer quadrant of breast (C50.5)  
Axillary tail of breast (C50.6)  
Overlapping lesion of breast (C50.8)  
Breast, unspecified (C50.9)

**Malignant neoplasms of female genital organs (C51-C58)**

Malignant neoplasm of vulva (C51)  
Labium majus (C51.0)  
Labium minus (C51.1)  
Clitoris (C51.2)  
Overlapping lesion of vulva (C51.8)  
Vulva, unspecified (C51.9)

Malignant neoplasm of vagina (C52)

Malignant neoplasm of cervix uteri (C53)  
Endocervix (C53.0)  
Exocervix (C53.1)  
Overlapping lesion of cervix uteri (C53.8)  
Cervix uteri, unspecified (C53.9)

Malignant neoplasm of corpus uteri (C54)  
Isthmus uteri (C54.0)  
Endometrium (C54.1)  
Myometrium (C54.2)  
Fundus uteri (C54.3)  
Overlapping lesion of corpus uteri (C54.8)  
Corpus uteri, unspecified (C54.9)

Malignant neoplasm of uterus, part unspecified (C55)

Malignant neoplasm of ovary (C56)

Malignant neoplasm of other and unspecified female genital organs (C57)  
Fallopian tube (C57.0)  
Broad ligament (C57.1)  
Round ligament (C57.2)  
Parametrium (C57.3)  
Uterine adnexa, unspecified (C57.4)  
Other specified female genital organs (C57.7)  
Overlapping lesion of female genital organs (C57.8)  
Female genital organ, unspecified (C57.9)

Malignant neoplasm of placenta (C58)

**Malignant neoplasms of male genital organs (C60-C63)**

Malignant neoplasm of penis (C60)  
Prepuce (C60.0)

- Glans penis (C60.1)
- Body of penis (C60.2)
- Overlapping lesion of penis (C60.8)
- Penis, unspecified (C60.9)

Malignant neoplasm of prostate (C61)

Malignant neoplasm of testis (C62)

- Undescended testis (C62.0)
- Descended testis (C62.1)
- Testis, unspecified (C62.9)

Malignant neoplasm of other and unspecified male genital organs (C63)

- Epididymis (C63.0)
- Spermatic cord (C63.1)
- Scrotum (C63.2)
- Other specified male genital organs (C63.7)
- Overlapping lesion of male genital organs (C63.8)
- Male genital organ, unspecified (C63.9)

**Malignant neoplasms of urinary tract (C64-C68)**

Malignant neoplasm of kidney, except renal pelvis (C64)

Malignant neoplasm of renal pelvis (C65)

Malignant neoplasm of ureter (C66)

Malignant neoplasm of bladder (C67)

- Trigone of bladder (C67.0)
- Dome of bladder (C67.1)
- Lateral wall of bladder (C67.2)
- Anterior wall of bladder (C67.3)
- Posterior wall of bladder (C67.4)
- Bladder neck (C67.5)
- Ureteric orifice (C67.6)
- Urachus (C67.7)
- Overlapping lesion of bladder (C67.8)
- Bladder, unspecified (C67.9)

Malignant neoplasm of other and unspecified urinary organs (C68)

- Urethra (C68.0)
- Paraurethral glands (C68.1)
- Overlapping lesion of urinary organs (C68.8)
- Urinary organ, unspecified (C68.9)

**Malignant neoplasms of eye, brain and other parts of central nervous system (C69-C72)**

Malignant neoplasm of eye and adnexa (C69)

- Conjunctiva (C69.0)
- Cornea (C69.1)
- Retina (C69.2)
- Choroid (C69.3)
- Ciliary body (C69.4)
- Lacrimal gland and duct (C69.5)
- Orbit (C69.6)
- Overlapping lesion of eye and adnexa (C69.8)
- Eye, unspecified (C69.9)

Malignant neoplasm of meninges (C70)

- Cerebral meninges (C70.0)
- Spinal meninges (C70.1)
- Meninges, unspecified (C70.9)

Malignant neoplasm of brain (C71)

- Cerebrum, except lobes and ventricles (C71.0)
- Frontal lobe (C71.1)
- Temporal lobe (C71.2)
- Parietal lobe (C71.3)
- Occipital lobe (C71.4)

- Cerebral ventricle (C71.5)
- Cerebellum (C71.6)
- Brain stem (C71.7)
- Overlapping lesion of brain (C71.8)
- Brain, unspecified (C71.9)

Malignant neoplasm of spinal cord, cranial nerves, and other parts of central nervous system (C72)

- Spinal cord (C72.0)
- Cauda equina (C72.1)
- Olfactory nerve (C72.2)
- Optic nerve (C72.3)
- Acoustic nerve (C72.4)
- Other and unspecified cranial nerves (C72.5)
- Overlapping lesion of brain and other parts of central nervous system (C72.8)
- Central nervous system, unspecified (C72.9)

**Malignant neoplasms of thyroid and other endocrine glands (C73-C75)**

Malignant neoplasm of thyroid gland (C73)

Malignant neoplasm of adrenal gland (C74)

- Cortex of adrenal gland (C74.0)
- Medulla of adrenal gland (C74.1)
- Adrenal gland, unspecified (C74.9)

Malignant neoplasm of other endocrine glands and related structures (C75)

- Parathyroid gland (C75.0)
- Pituitary gland (C75.1)
- Craniopharyngeal duct (C75.2)
- Pineal gland (C75.3)
- Carotid body (C75.4)
- Aortic body and other paraganglia (C75.5)
- Pluriglandular involvement, unspecified (C75.8)
- Endocrine gland, unspecified (C75.9)

**Malignant neoplasms of ill-defined, secondary and unspecified sites (C76-C80)**

Malignant neoplasm of other and ill-defined sites (C76)

- Head, face, and neck (C76.0)
- Thorax (C76.1)
- Abdomen (C76.2)
- Pelvis (C76.3)
- Upper limb (C76.4)
- Lower limb (C76.5)
- Other ill-defined sites (C76.7)
- Overlapping lesion of other and ill-defined sites (C76.8)

Secondary and unspecified malignant neoplasm of lymph nodes (C77)

- Lymph nodes of head, face, and neck (C77.0)
- Intrathoracic lymph nodes (C77.1)
- Intra-abdominal lymph nodes (C77.2)
- Axillary and upper limb lymph nodes (C77.3)
- Inguinal and lower limb lymph nodes (C77.4)
- Intrapelvic lymph nodes (C77.5)
- Lymph nodes of multiple regions (C77.8)
- Lymph node, unspecified (C77.9)

Secondary malignant neoplasm of respiratory and digestive organs (C78)

- Secondary malignant neoplasm of lung (C78.0)
- Secondary malignant neoplasm of mediastinum (C78.1)
- Secondary malignant neoplasm of pleura (C78.2)
- Secondary malignant neoplasm of other and unspecified respiratory organs (C78.3)
- Secondary malignant neoplasm of small intestine (C78.4)
- Secondary malignant neoplasm of large intestine and rectum (C78.5)
- Secondary malignant neoplasm of retroperitoneum and peritoneum (C78.6)
- Secondary malignant neoplasm of liver (C78.7)
- Secondary malignant neoplasm of other and unspecified digestive organs (C78.8)

Secondary malignant neoplasm of other sites (C79)

Secondary malignant neoplasm of kidney and renal pelvis (C79.0)  
Secondary malignant neoplasm of bladder and other and unspecified urinary organs (C79.1)  
Secondary malignant neoplasm of skin (C79.2)  
Secondary malignant neoplasm of brain and cerebral meninges (C79.3)  
Secondary malignant neoplasm of other and unspecified parts of nervous system (C79.4)  
Secondary malignant neoplasm of bone and bone marrow (C79.5)  
Secondary malignant neoplasm of ovary (C79.6)  
Secondary malignant neoplasm of adrenal gland (C79.7)  
Secondary malignant neoplasm of other specified sites (C79.8)

Malignant neoplasm without specification of site (C80)

**Malignant neoplasms of lymphoid, hematopoietic and related tissue (C81-C96)**

Hodgkin's disease (C81)

Lymphocytic predominance (C81.0)  
Nodular sclerosis (C81.1)  
Mixed cellularity (C81.2)  
Lymphocytic depletion (C81.3)  
Other Hodgkin's disease (C81.7)  
Hodgkin's disease, unspecified (C81.9)

Follicular [nodular] non-Hodgkin's lymphoma (C82)

Small cleaved cell, follicular (C82.0)  
Mixed small cleaved and large cell, follicular (C82.1)  
Large cell, follicular (C82.2)  
Other types of follicular non-Hodgkin's lymphoma (C82.7)  
Follicular non-Hodgkin's lymphoma, unspecified (C82.9)

Diffuse non-Hodgkin's lymphoma (C83)

Small cell (diffuse) (C83.0)  
Small cleaved cell (diffuse) (C83.1)  
Mixed small and large cell (diffuse) (C83.2)  
Large cell (diffuse) (C83.3)  
Immunoblastic (diffuse) (C83.4)  
Lymphoblastic (diffuse) (C83.5)  
Undifferentiated (diffuse) (C83.6)  
Burkitt's tumor (C83.7)  
Other types of diffuse non-Hodgkin's lymphoma (C83.8)  
Diffuse non-Hodgkin's lymphoma, unspecified (C83.9)

Peripheral and cutaneous T-cell lymphomas (C84)

Mycosis fungoides (C84.0)  
Sézary's disease (C84.1)  
T-zone lymphoma (C84.2)  
Lymphoepithelioid lymphoma (C84.3)  
Peripheral T-cell lymphoma (C84.4)  
Other and unspecified T-cell lymphomas (C84.5)

Other and unspecified types of non-Hodgkin's lymphoma (C85)

Lymphosarcoma (C85.0)  
B-cell lymphoma, unspecified (C85.1)  
Other specified types of non-Hodgkin's lymphoma (C85.7)  
Non-Hodgkin's lymphoma, unspecified type (C85.9)

Malignant immunoproliferative diseases (C88)

Waldenström's macroglobulinemia (C88.0)  
Alpha heavy chain disease (C88.1)  
Gamma heavy chain disease (C88.2)  
Immunoproliferative small intestinal disease (C88.3)  
Other malignant immunoproliferative diseases (C88.7)  
Malignant immunoproliferative disease, unspecified (C88.9)

Multiple myeloma and malignant plasma cell neoplasms (C90)

Multiple myeloma (C90.0)  
Plasma cell leukemia (C90.1)  
Plasmacytoma, extramedullary (C90.2)

Lymphoid leukemia (C91)

Acute lymphoblastic leukemia (C91.0)

- Chronic lymphocytic leukemia (C91.1)
- Subacute lymphocytic leukemia (C91.2)
- Prolymphocytic leukemia (C91.3)
- Hairy-cell leukemia (C91.4)
- Adult T-cell leukemia (C91.5)
- Other lymphoid leukemia (C91.7)
- Lymphoid leukemia, unspecified (C91.9)

Myeloid leukemia (C92)

- Acute myeloid leukemia (C92.0)
- Chronic myeloid leukemia (C92.1)
- Subacute myeloid leukemia (C92.2)
- Myeloid sarcoma (C92.3)
- Acute promyelocytic leukemia (C92.4)
- Acute myelomonocytic leukemia (C92.5)
- Other myeloid leukemia (C92.7)
- Myeloid leukemia, unspecified (C92.9)

Monocytic leukemia (C93)

- Acute monocytic leukemia (C93.0)
- Chronic monocytic leukemia (C93.1)
- Subacute monocytic leukemia (C93.2)
- Other monocytic leukemia (C93.7)
- Monocytic leukemia, unspecified (C93.9)

Other leukemias of specified cell type (C94)

- Acute erythremia and erythroleukemia (C94.0)
- Chronic erythremia (C94.1)
- Acute megakaryoblastic leukemia (C94.2)
- Mast cell leukemia (C94.3)
- Acute panmyelosis (C94.4)
- Acute myelofibrosis (C94.5)
- Other specified leukemias (C94.7)

Leukemia of unspecified cell type (C95)

- Acute leukemia of unspecified cell type (C95.0)
- Chronic leukemia of unspecified cell type (C95.1)
- Subacute leukemia of unspecified cell type (C95.2)
- Other leukemia of unspecified cell type (C95.7)
- Leukemia, unspecified (C95.9)

Other and unspecified malignant neoplasms of lymphoid, hematopoietic, and related tissue (C96)

- Letterer-Siwe disease (C96.0)
- Malignant histiocytosis (C96.1)
- Malignant mast cell tumor (C96.2)
- True histiocytic lymphoma (C96.3)
- Other specified malignant neoplasms of lymphoid, hematopoietic, and related tissue (C96.7)
- Malignant neoplasms of lymphoid, hematopoietic, and related tissue, unspecified (C96.9)

**Malignant neoplasms of independent (primary) multiple sites (C97)**

Malignant neoplasms of independent (primary) multiple sites (C97)

**In situ neoplasms (D00-D09)**

Carcinoma in situ of oral cavity, esophagus, and stomach (D00)

- Lip, oral cavity, and pharynx (D00.0)
- Esophagus (D00.1)
- Stomach (D00.2)

Carcinoma in situ of other and unspecified digestive organs (D01)

- Colon (D01.0)
- Rectosigmoid junction (D01.1)
- Rectum (D01.2)
- Anus and anal canal (D01.3)
- Other and unspecified parts of intestine (D01.4)
- Liver, gallbladder, and bile ducts (D01.5)
- Other specified digestive organs (D01.7)
- Digestive organ, unspecified (D01.9)

Carcinoma in situ of middle ear and respiratory system (D02)

- Larynx (D02.0)
- Trachea (D02.1)
- Bronchus and lung (D02.2)
- Other parts of respiratory system (D02.3)
- Respiratory system, unspecified (D02.4)

Melanoma in situ (D03)

- Melanoma in situ of lip (D03.0)
- Melanoma in situ of eyelid, including canthus (D03.1)
- Melanoma in situ of ear and external auricular canal (D03.2)
- Melanoma in situ of other and unspecified parts of face (D03.3)
- Melanoma in situ of scalp and neck (D03.4)
- Melanoma in situ of trunk (D03.5)
- Melanoma in situ of upper limb, including shoulder (D03.6)
- Melanoma in situ of lower limb, including hip (D03.7)
- Melanoma in situ of other sites (D03.8)
- Melanoma in situ, unspecified (D03.9)

Carcinoma in situ of skin (D04)

- Skin of lip (D04.0)
- Skin of eyelid, including canthus (D04.1)
- Skin of ear and external auricular canal (D04.2)
- Skin of other and unspecified parts of face (D04.3)
- Skin of scalp and neck (D04.4)
- Skin of trunk (D04.5)
- Skin of upper limb, including shoulder (D04.6)
- Skin of lower limb, including hip (D04.7)
- Skin of other sites (D04.8)
- Skin, unspecified (D04.9)

Carcinoma in situ of breast (D05)

- Lobular carcinoma in situ (D05.0)
- Intraductal carcinoma in situ (D05.1)
- Other carcinoma in situ of breast (D05.7)
- Carcinoma in situ of breast, unspecified (D05.9)

Carcinoma in situ of cervix uteri (D06)

- Endocervix (D06.0)
- Exocervix (D06.1)
- Other parts of cervix (D06.7)
- Cervix, unspecified (D06.9)

Carcinoma in situ of other and unspecified genital organs (D07)

- Endometrium (D07.0)
- Vulva (D07.1)
- Vagina (D07.2)
- Other and unspecified female genital organs (D07.3)
- Penis (D07.4)
- Prostate (D07.5)
- Other and unspecified male genital organs (D07.6)

Carcinoma in situ of other and unspecified sites (D09)

- Bladder (D09.0)
- Other and unspecified urinary organs (D09.1)
- Eye (D09.2)
- Thyroid and other endocrine glands (D09.3)
- Carcinoma in situ of other specified sites (D09.7)
- Carcinoma in situ, unspecified (D09.9)

**Benign neoplasms (D10-D36)**

Benign neoplasm of mouth and pharynx (D10)

- Lip (D10.0)
- Tongue (D10.1)
- Floor of mouth (D10.2)
- Other and unspecified parts of mouth (D10.3)
- Tonsil (D10.4)
- Other parts of oropharynx (D10.5)
- Nasopharynx (D10.6)

Hypopharynx (D10.7)  
 Pharynx, unspecified (D10.9)

Benign neoplasm of major salivary glands (D11)  
 Parotid gland (D11.0)  
 Other major salivary glands (D11.7)  
 Major salivary gland, unspecified (D11.9)

Benign neoplasm of colon, rectum, anus, and anal canal (D12)  
 Cecum (D12.0)  
 Appendix (D12.1)  
 Ascending colon (D12.2)  
 Transverse colon (D12.3)  
 Descending colon (D12.4)  
 Sigmoid colon (D12.5)  
 Colon, unspecified (D12.6)  
 Rectosigmoid junction (D12.7)  
 Rectum (D12.8)  
 Anus and anal canal (D12.9)

Benign neoplasm of other and ill-defined parts of digestive system (D13)  
 Esophagus (D13.0)  
 Stomach (D13.1)  
 Duodenum (D13.2)  
 Other and unspecified parts of small intestine (D13.3)  
 Liver (D13.4)  
 Extrahepatic bile ducts (D13.5)  
 Pancreas (D13.6)  
 Endocrine pancreas (D13.7)  
 Ill-defined sites within the digestive system (D13.9)

Benign neoplasm of middle ear and respiratory system (D14)  
 Middle ear, nasal cavity, and accessory sinuses (D14.0)  
 Larynx (D14.1)  
 Trachea (D14.2)  
 Bronchus and lung (D14.3)  
 Respiratory system, unspecified (D14.4)

Benign neoplasm of other and unspecified intrathoracic organs (D15)  
 Thymus (D15.0)  
 Heart (D15.1)  
 Mediastinum (D15.2)  
 Other specified intrathoracic organs (D15.7)  
 Intrathoracic organ, unspecified (D15.9)

Benign neoplasm of bone and articular cartilage (D16)  
 Scapula and long bones of upper limb (D16.0)  
 Short bones of upper limb (D16.1)  
 Long bones of lower limb (D16.2)  
 Short bones of lower limb (D16.3)  
 Bones of skull and face (D16.4)  
 Lower jaw bone (D16.5)  
 Vertebral column (D16.6)  
 Ribs, sternum, and clavicle (D16.7)  
 Pelvic bones, sacrum, and coccyx (D16.8)  
 Bone and articular cartilage, unspecified (D16.9)

Benign lipomatous neoplasm (D17)  
 Benign lipomatous neoplasm of skin and subcutaneous tissue of head, face, and neck (D17.0)  
 Benign lipomatous neoplasm of skin and subcutaneous tissue of trunk (D17.1)  
 Benign lipomatous neoplasm of skin and subcutaneous tissue of limbs (D17.2)  
 Benign lipomatous neoplasm of skin and subcutaneous tissue of other and unspecified sites (D17.3)  
 Benign lipomatous neoplasm of intrathoracic organs (D17.4)  
 Benign lipomatous neoplasm of intra-abdominal organs (D17.5)  
 Benign lipomatous neoplasm of spermatic cord (D17.6)  
 Benign lipomatous neoplasm of other sites (D17.7)  
 Benign lipomatous neoplasm, unspecified (D17.9)

Hemangioma and lymphangioma, any site (D18)  
 Hemangioma, any site (D18.0)



- Lymphangioma, any site (D18.1)
- Benign neoplasm of mesothelial tissue (D19)
  - Mesothelial tissue of pleura (D19.0)
  - Mesothelial tissue of peritoneum (D19.1)
  - Mesothelial tissue of other sites (D19.7)
  - Mesothelial tissue, unspecified (D19.9)
- Benign neoplasm of soft tissue of retroperitoneum and peritoneum (D20)
  - Retroperitoneum (D20.0)
  - Peritoneum (D20.1)
- Other benign neoplasms of connective and other soft tissue (D21)
  - Connective and other soft tissue of head, face, and neck (D21.0)
  - Connective and other soft tissue of upper limb, including shoulder (D21.1)
  - Connective and other soft tissue of lower limb, including hip (D21.2)
  - Connective and other soft tissue of thorax (D21.3)
  - Connective and other soft tissue of abdomen (D21.4)
  - Connective and other soft tissue of pelvis (D21.5)
  - Connective and other soft tissue of trunk, unspecified (D21.6)
  - Connective and other soft tissue, unspecified (D21.9)
- Melanocytic nevi (D22)
  - Melanocytic nevi of lip (D22.0)
  - Melanocytic nevi of eyelid, including canthus (D22.1)
  - Melanocytic nevi of ear and external auricular canal (D22.2)
  - Melanocytic nevi of other and unspecified parts of face (D22.3)
  - Melanocytic nevi of scalp and neck (D22.4)
  - Melanocytic nevi of trunk (D22.5)
  - Melanocytic nevi of upper limb, including shoulder (D22.6)
  - Melanocytic nevi of lower limb, including hip (D22.7)
  - Melanocytic nevi, unspecified (D22.9)
- Other benign neoplasms of skin (D23)
  - Skin of lip (D23.0)
  - Skin of eyelid, including canthus (D23.1)
  - Skin of ear and external auricular canal (D23.2)
  - Skin of other and unspecified parts of face (D23.3)
  - Skin of scalp and neck (D23.4)
  - Skin of trunk (D23.5)
  - Skin of upper limb, including shoulder (D23.6)
  - Skin of lower limb, including hip (D23.7)
  - Skin, unspecified (D23.9)
- Benign neoplasm of breast (D24)
- Leiomyoma of uterus (D25)
  - Submucous leiomyoma of uterus (D25.0)
  - Intramural leiomyoma of uterus (D25.1)
  - Subserosal leiomyoma of uterus (D25.2)
  - Leiomyoma of uterus, unspecified (D25.9)
- Other benign neoplasms of uterus (D26)
  - Cervix uteri (D26.0)
  - Corpus uteri (D26.1)
  - Other parts of uterus (D26.7)
  - Uterus, unspecified (D26.9)
- Benign neoplasm of ovary (D27)
- Benign neoplasm of other and unspecified female genital organs (D28)
  - Vulva (D28.0)
  - Vagina (D28.1)
  - Uterine tubes and ligaments (D28.2)
  - Other specified female genital organs (D28.7)
  - Female genital organ, unspecified (D28.9)
- Benign neoplasm of male genital organs (D29)
  - Penis (D29.0)
  - Prostate (D29.1)

- Testis (D29.2)
- Epididymis (D29.3)
- Scrotum (D29.4)
- Other male genital organs (D29.7)
- Male genital organ, unspecified (D29.9)

Benign neoplasm of urinary organs (D30)

- Kidney (D30.0)
- Renal pelvis (D30.1)
- Ureter (D30.2)
- Bladder (D30.3)
- Urethra (D30.4)
- Other urinary organs (D30.7)
- Urinary organ, unspecified (D30.9)

Benign neoplasm of eye and adnexa (D31)

- Conjunctiva (D31.0)
- Cornea (D31.1)
- Retina (D31.2)
- Choroid (D31.3)
- Ciliary body (D31.4)
- Lacrimal gland and duct (D31.5)
- Orbit, unspecified (D31.6)
- Eye, unspecified (D31.9)

Benign neoplasm of meninges (D32)

- Cerebral meninges (D32.0)
- Spinal meninges (D32.1)
- Meninges, unspecified (D32.9)

Benign neoplasm of brain and other parts of central nervous system (D33)

- Brain, supratentorial (D33.0)
- Brain, infratentorial (D33.1)
- Brain, unspecified (D33.2)
- Cranial nerves (D33.3)
- Spinal cord (D33.4)
- Other specified parts of central nervous system (D33.7)
- Central nervous system, unspecified (D33.9)

Benign neoplasm of thyroid gland (D34)

Benign neoplasm of other and unspecified endocrine glands (D35)

- Adrenal gland (D35.0)
- Parathyroid gland (D35.1)
- Pituitary gland (D35.2)
- Craniopharyngeal duct (D35.3)
- Pineal gland (D35.4)
- Carotid body (D35.5)
- Aortic body and other paraganglia (D35.6)
- Other specified endocrine glands (D35.7)
- Pluriglandular involvement (D35.8)
- Endocrine gland, unspecified (D35.9)

Benign neoplasm of other and unspecified sites (D36)

- Lymph nodes (D36.0)
- Peripheral nerves and autonomic nervous system (D36.1)
- Other specified sites (D36.7)
- Benign neoplasm of unspecified site (D36.9)

**Neoplasms of uncertain or unknown behavior (D37-D48)**

Neoplasm of uncertain or unknown behavior of oral cavity and digestive organs (D37)

- Lip, oral cavity, and pharynx (D37.0)
- Stomach (D37.1)
- Small intestine (D37.2)
- Appendix (D37.3)
- Colon (D37.4)
- Rectum (D37.5)
- Liver, gallbladder, and bile ducts (D37.6)
- Other digestive organs (D37.7)

Digestive organ, unspecified (D37.9)

Neoplasm of uncertain or unknown behavior of middle ear and respiratory and intrathoracic organs (D38)

- Larynx (D38.0)
- Trachea, bronchus, and lung (D38.1)
- Pleura (D38.2)
- Mediastinum (D38.3)
- Thymus (D38.4)
- Other respiratory organs (D38.5)
- Respiratory organ, unspecified (D38.6)

Neoplasm of uncertain or unknown behavior of female genital organs (D39)

- Uterus (D39.0)
- Ovary (D39.1)
- Placenta (D39.2)
- Other female genital organs (D39.7)
- Female genital organ, unspecified (D39.9)

Neoplasm of uncertain or unknown behavior of male genital organs (D40)

- Prostate (D40.0)
- Testis (D40.1)
- Other male genital organs (D40.7)
- Male genital organ, unspecified (D40.9)

Neoplasm of uncertain or unknown behavior of urinary organs (D41)

- Kidney (D41.0)
- Renal pelvis (D41.1)
- Ureter (D41.2)
- Urethra (D41.3)
- Bladder (D41.4)
- Other urinary organs (D41.7)
- Urinary organ, unspecified (D41.9)

Neoplasm of uncertain or unknown behavior of meninges (D42)

- Cerebral meninges (D42.0)
- Spinal meninges (D42.1)
- Meninges, unspecified (D42.9)

Neoplasm of uncertain or unknown behavior of brain and central nervous system (D43)

- Brain, supratentorial (D43.0)
- Brain, infratentorial (D43.1)
- Brain, unspecified (D43.2)
- Cranial nerves (D43.3)
- Spinal cord (D43.4)
- Other parts of central nervous system (D43.7)
- Central nervous system, unspecified (D43.9)

Neoplasm of uncertain or unknown behavior of endocrine glands (D44)

- Thyroid gland (D44.0)
- Adrenal gland (D44.1)
- Parathyroid gland (D44.2)
- Pituitary gland (D44.3)
- Craniopharyngeal duct (D44.4)
- Pineal gland (D44.5)
- Carotid body (D44.6)
- Aortic body and other paraganglia (D44.7)
- Pluriglandular involvement (D44.8)
- Endocrine gland, unspecified (D44.9)

Polycythemia vera (D45)

Myelodysplastic syndromes (D46)

- Refractory anemia without sideroblasts, so stated (D46.0)
- Refractory anemia with sideroblasts (D46.1)
- Refractory anemia with excess of blasts (D46.2)
- Refractory anemia with excess of blasts with transformation (D46.3)
- Refractory anemia, unspecified (D46.4)
- Other myelodysplastic syndromes (D46.7)
- Myelodysplastic syndrome, unspecified (D46.9)

- Other neoplasms of uncertain or unknown behavior of lymphoid, hematopoietic, and related tissue (D47)
  - Histiocytic and mast cell tumors of uncertain and unknown behavior (D47.0)
  - Chronic myeloproliferative disease (D47.1)
  - Monoclonal gammopathy (D47.2)
  - Essential (hemorrhagic) thrombocythemia (D47.3)
  - Other specified neoplasms of uncertain or unknown behavior of lymphoid, hematopoietic, and related tissue (D47.7)
  - Neoplasm of uncertain or unknown behavior of lymphoid, hematopoietic, and related tissue, unspecified (D47.9)

- Neoplasm of uncertain or unknown behavior of other and unspecified sites (D48)
  - Bone and articular cartilage (D48.0)
  - Connective and other soft tissue (D48.1)
  - Peripheral nerves and autonomic nervous system (D48.2)
  - Retroperitoneum (D48.3)
  - Peritoneum (D48.4)
  - Skin (D48.5)
  - Breast (D48.6)
  - Other specified sites (D48.7)
  - Neoplasms of uncertain or unknown behavior, unspecified (D48.9)

### **III. Diseases of the blood and blood-forming organs and certain disorders involving the immune mechanism (D50-D89)**

#### **Nutritional anemias (D50-D53)**

- Iron deficiency anemia (D50)
  - Iron deficiency anemia secondary to blood loss (chronic) (D50.0)
  - Sideropenic dysphagia (D50.1)
  - Other iron deficiency anemias (D50.8)
  - Iron deficiency anemia, unspecified (D50.9)
- Vitamin B12 deficiency anemia (D51)
  - Vitamin B12 deficiency anemia due to intrinsic factor deficiency (D51.0)
  - Vitamin B12 deficiency anemia due to selective vitamin B12 malabsorption with proteinuria (D51.1)
  - Transcobalamin II deficiency (D51.2)
  - Other dietary vitamin B12 deficiency anemia (D51.3)
  - Other vitamin B12 deficiency anemias (D51.8)
  - Vitamin B12 deficiency anemia, unspecified (D51.9)
- Folate deficiency anemia (D52)
  - Dietary folate deficiency anemia (D52.0)
  - Drug-induced folate deficiency anemia (D52.1)
  - Other folate deficiency anemias (D52.8)
  - Folate deficiency anemia, unspecified (D52.9)
- Other nutritional anemias (D53)
  - Protein deficiency anemia (D53.0)
  - Other megaloblastic anemias, not elsewhere classified (D53.1)
  - Scorbutic anemia (D53.2)
  - Other specified nutritional anemias (D53.8)
  - Nutritional anemia, unspecified (D53.9)

#### **Hemolytic anemias (D55-D59)**

- Anemia due to enzyme disorders (D55)
  - Anemia due to glucose-6-phosphate dehydrogenase [G6PD] deficiency (D55.0)
  - Anemia due to other disorders of glutathione metabolism (D55.1)
  - Anemia due to disorders of glycolytic enzymes (D55.2)
  - Anemia due to disorders of nucleotide metabolism (D55.3)
  - Other anemias due to enzyme disorders (D55.8)
  - Anemia due to enzyme disorder, unspecified (D55.9)

- Thalassemia (D56)
  - Alpha thalassemia (D56.0)
  - Beta thalassemia (D56.1)
  - Delta-beta thalassemia (D56.2)
  - Thalassemia trait (D56.3)

Hereditary persistence of fetal hemoglobin [HPFH] (D56.4)  
 Other thalassemias (D56.8)  
 Thalassemia, unspecified (D56.9)

Sickle-cell disorders (D57)  
 Sickle-cell anemia with crisis (D57.0)  
 Sickle-cell anemia without crisis (D57.1)  
 Double heterozygous sickling disorders (D57.2)  
 Sickle-cell trait (D57.3)  
 Other sickle-cell disorders (D57.8)

Other hereditary hemolytic anemias (D58)  
 Hereditary spherocytosis (D58.0)  
 Hereditary elliptocytosis (D58.1)  
 Other hemoglobinopathies (D58.2)  
 Other specified hereditary hemolytic anemias (D58.8)  
 Hereditary hemolytic anemia, unspecified (D58.9)

Acquired hemolytic anemia (D59)  
 Drug-induced autoimmune hemolytic anemia (D59.0)  
 Other autoimmune hemolytic anemias (D59.1)  
 Drug-induced nonautoimmune hemolytic anemia (D59.2)  
 Hemolytic-uremic syndrome (D59.3)  
 Other nonautoimmune hemolytic anemias (D59.4)  
 Paroxysmal nocturnal hemoglobinuria [Marchiafava-Micheli] (D59.5)  
 Hemoglobinuria due to hemolysis from other external causes (D59.6)  
 Other acquired hemolytic anemias (D59.8)  
 Acquired hemolytic anemia, unspecified (D59.9)

**Aplastic and other anemias (D60-D64)**

Acquired pure red cell aplasia [erythroblastopenia] (D60)  
 Chronic acquired pure red cell aplasia (D60.0)  
 Transient acquired pure red cell aplasia (D60.1)  
 Other acquired pure red cell aplasias (D60.8)  
 Acquired pure red cell aplasia, unspecified (D60.9)

Other aplastic anemias (D61)  
 Constitutional aplastic anemia (D61.0)  
 Drug-induced aplastic anemia (D61.1)  
 Aplastic anemia due to other external agents (D61.2)  
 Idiopathic aplastic anemia (D61.3)  
 Other specified aplastic anemias (D61.8)  
 Aplastic anemia, unspecified (D61.9)

Acute posthemorrhagic anemia (D62)

Other anemias (D64)  
 Hereditary sideroblastic anemia (D64.0)  
 Secondary sideroblastic anemia due to disease (D64.1)  
 Secondary sideroblastic anemia due to drugs and toxins (D64.2)  
 Other sideroblastic anemias (D64.3)  
 Congenital dyserythropoietic anemia (D64.4)  
 Other specified anemias (D64.8)  
 Anemia, unspecified (D64.9)

**Coagulation defects, purpura and other hemorrhagic conditions (D65-D69)**

Disseminated intravascular coagulation [defibrination syndrome] (D65)

Hereditary factor VIII deficiency (D66)

Hereditary factor IX deficiency (D67)

Other coagulation defects (D68)  
 Von Willebrand's disease (D68.0)  
 Hereditary factor XI deficiency (D68.1)  
 Hereditary deficiency of other clotting factors (D68.2)  
 Hemorrhagic disorder due to circulating anticoagulants (D68.3)  
 Acquired coagulation factor deficiency (D68.4)

Other specified coagulation defects (D68.8)  
Coagulation defect, unspecified (D68.9)

Purpura and other hemorrhagic conditions (D69)  
Allergic purpura (D69.0)  
Qualitative platelet defects (D69.1)  
Other nonthrombocytopenic purpura (D69.2)  
Idiopathic thrombocytopenic purpura (D69.3)  
Other primary thrombocytopenia (D69.4)  
Secondary thrombocytopenia (D69.5)  
Thrombocytopenia, unspecified (D69.6)  
Other specified hemorrhagic conditions (D69.8)  
Hemorrhagic condition, unspecified (D69.9)

**Other diseases of blood and blood-forming organs (D70-D76)**

Agranulocytosis (D70)

Functional disorders of polymorphonuclear neutrophils (D71)

Other disorders of white blood cells (D72)  
Genetic anomalies of leukocytes (D72.0)  
Eosinophilia (D72.1)  
Other specified disorders of white blood cells (D72.8)  
Disorder of white blood cells, unspecified (D72.9)

Diseases of spleen (D73)  
Hyposplenism (D73.0)  
Hypersplenism (D73.1)  
Chronic congestive splenomegaly (D73.2)  
Abscess of spleen (D73.3)  
Cyst of spleen (D73.4)  
Infarction of spleen (D73.5)  
Other diseases of spleen (D73.8)  
Disease of spleen, unspecified (D73.9)

Methemoglobinemia (D74)  
Congenital methemoglobinemia (D74.0)  
Other methemoglobinemias (D74.8)  
Methemoglobinemia, unspecified (D74.9)

Other diseases of blood and blood-forming organs (D75)  
Familial erythrocytosis (D75.0)  
Secondary polycythemia (D75.1)  
Essential thrombocytosis (D75.2)  
Other specified diseases of blood and blood-forming organs (D75.8)  
Disease of blood and blood-forming organs, unspecified (D75.9)

Certain diseases involving lymphoreticular tissue and reticulohistiocytic system (D76)  
Langerhans' cell histiocytosis, not elsewhere classified (D76.0)  
Hemophagocytic lymphohistiocytosis (D76.1)  
Hemophagocytic syndrome, infection-associated (D76.2)  
Other histiocytosis syndromes (D76.3)

**Certain disorders involving the immune mechanism (D80-D89)**

Immunodeficiency with predominantly antibody defects (D80)  
Hereditary hypogammaglobulinemia (D80.0)  
Nonfamilial hypogammaglobulinemia (D80.1)  
Selective deficiency of immunoglobulin A [IgA] (D80.2)  
Selective deficiency of immunoglobulin G [IgG] subclasses (D80.3)  
Selective deficiency of immunoglobulin M [IgM] (D80.4)  
Immunodeficiency with increased immunoglobulin M [IgM] (D80.5)  
Antibody deficiency with near-normal immunoglobulins or with hyperimmunoglobulinemia (D80.6)  
Transient hypogammaglobulinemia of infancy (D80.7)  
Other immunodeficiencies with predominantly antibody defects (D80.8)  
Immunodeficiency with predominantly antibody defects, unspecified (D80.9)

Combined immunodeficiencies (D81)  
Severe combined immunodeficiency [SCID] with reticular dysgenesis (D81.0)

- Severe combined immunodeficiency [SCID] with low T- and B-cell numbers (D81.1)
- Severe combined immunodeficiency [SCID] with low or normal B-cell numbers (D81.2)
- Adenosine deaminase [ADA] deficiency (D81.3)
- Nezelof's syndrome (D81.4)
- Purine nucleoside phosphorylase [PNP] deficiency (D81.5)
- Major histocompatibility complex class I deficiency (D81.6)
- Major histocompatibility complex class II deficiency (D81.7)
- Other combined immunodeficiencies (D81.8)
- Combined immunodeficiency, unspecified (D81.9)

Immunodeficiency associated with other major defects (D82)

- Wiskott-Aldrich syndrome (D82.0)
- Di George's syndrome (D82.1)
- Immunodeficiency with short-limbed stature (D82.2)
- Immunodeficiency following hereditary defective response to Epstein-Barr virus (D82.3)
- Hyperimmunoglobulin E [IgE] syndrome (D82.4)
- Immunodeficiency associated with other specified major defects (D82.8)
- Immunodeficiency associated with major defect, unspecified (D82.9)

Common variable immunodeficiency (D83)

- Common variable immunodeficiency with predominant abnormalities of B-cell numbers and function (D83.0)
- Common variable immunodeficiency with predominant immunoregulatory T-cell disorders (D83.1)
- Common variable immunodeficiency with autoantibodies to B- or T-cells (D83.2)
- Other common variable immunodeficiencies (D83.8)
- Common variable immunodeficiency, unspecified (D83.9)

Other immunodeficiencies (D84)

- Lymphocyte function antigen-1 [LFA-1] defect (D84.0)
- Defects in the complement system (D84.1)
- Other specified immunodeficiencies (D84.8)
- Immunodeficiency, unspecified (D84.9)

Sarcoidosis (D86)

- Sarcoidosis of lung (D86.0)
- Sarcoidosis of lymph nodes (D86.1)
- Sarcoidosis of lung with sarcoidosis of lymph nodes (D86.2)
- Sarcoidosis of skin (D86.3)
- Sarcoidosis of other and combined sites (D86.8)
- Sarcoidosis, unspecified (D86.9)

Other disorders involving the immune mechanism, not elsewhere classified (D89)

- Polyclonal hypergammaglobulinemia (D89.0)
- Cryoglobulinemia (D89.1)
- Hypergammaglobulinemia, unspecified (D89.2)
- Other specified disorders involving the immune mechanism, not elsewhere classified (D89.8)
- Disorder involving the immune mechanism, unspecified (D89.9)

#### **IV. Endocrine, nutritional and metabolic diseases (E00-E88)**

##### **Disorders of thyroid gland (E00-E07)**

Congenital iodine-deficiency syndrome (E00)

- Congenital iodine-deficiency syndrome, neurological type (E00.0)
- Congenital iodine-deficiency syndrome, myxedematous type (E00.1)
- Congenital iodine-deficiency syndrome, mixed type (E00.2)
- Congenital iodine-deficiency syndrome, unspecified (E00.9)

Iodine-deficiency-related thyroid disorders and allied conditions (E01)

- Iodine-deficiency-related diffuse (endemic) goiter (E01.0)
- Iodine-deficiency-related multinodular (endemic) goiter (E01.1)
- Iodine-deficiency-related (endemic) goiter, unspecified (E01.2)
- Other iodine-deficiency-related thyroid disorders and allied conditions (E01.8)

Subclinical iodine-deficiency hypothyroidism (E02)

Other hypothyroidism (E03)

- Congenital hypothyroidism with diffuse goiter (E03.0)
- Congenital hypothyroidism without goiter (E03.1)
- Hypothyroidism due to medicaments and other exogenous substances (E03.2)

- Postinfectious hypothyroidism (E03.3)
- Atrophy of thyroid (acquired) (E03.4)
- Myxedema coma (E03.5)
- Other specified hypothyroidism (E03.8)
- Hypothyroidism, unspecified (E03.9)

- Other nontoxic goiter (E04)
  - Nontoxic diffuse goiter (E04.0)
  - Nontoxic single thyroid nodule (E04.1)
  - Nontoxic multinodular goiter (E04.2)
  - Other specified nontoxic goiter (E04.8)
  - Nontoxic goiter, unspecified (E04.9)

- Thyrotoxicosis [hyperthyroidism] (E05)
  - Thyrotoxicosis with diffuse goiter (E05.0)
  - Thyrotoxicosis with toxic single thyroid nodule (E05.1)
  - Thyrotoxicosis with toxic multinodular goiter (E05.2)
  - Thyrotoxicosis from ectopic thyroid tissue (E05.3)
  - Thyrotoxicosis factitia (E05.4)
  - Thyroid crisis or storm (E05.5)
  - Other thyrotoxicosis (E05.8)
  - Thyrotoxicosis, unspecified (E05.9)

- Thyroiditis (E06)
  - Acute thyroiditis (E06.0)
  - Subacute thyroiditis (E06.1)
  - Chronic thyroiditis with transient thyrotoxicosis (E06.2)
  - Autoimmune thyroiditis (E06.3)
  - Drug-induced thyroiditis (E06.4)
  - Other chronic thyroiditis (E06.5)
  - Thyroiditis, unspecified (E06.9)

- Other disorders of thyroid (E07)
  - Hypersecretion of calcitonin (E07.0)
  - Dyshormogenetic goiter (E07.1)
  - Other specified disorders of thyroid (E07.8)
  - Disorder of thyroid, unspecified (E07.9)

### **Diabetes mellitus (E10-E14)**

- Insulin-dependent diabetes mellitus (E10)
  - With coma (E10.0)
  - With ketoacidosis (E10.1)
  - With renal complications (E10.2)
  - With ophthalmic complications (E10.3)
  - With neurological complications (E10.4)
  - With peripheral circulatory complications (E10.5)
  - With other specified complications (E10.6)
  - With multiple complications (E10.7)
  - With unspecified complications (E10.8)
  - Without complications (E10.9)

- Noninsulin-dependent diabetes mellitus (E11)
  - With coma (E11.0)
  - With ketoacidosis (E11.1)
  - With renal complications (E11.2)
  - With ophthalmic complications (E11.3)
  - With neurological complications (E11.4)
  - With peripheral circulatory complications (E11.5)
  - With other specified complications (E11.6)
  - With multiple complications (E11.7)
  - With unspecified complications (E11.8)
  - Without complications (E11.9)

- Malnutrition-related diabetes mellitus (E12)
  - With coma (E12.0)
  - With ketoacidosis (E12.1)
  - With renal complications (E12.2)
  - With ophthalmic complications (E12.3)
  - With neurological complications (E12.4)



- With peripheral circulatory complications (E12.5)
- With other specified complications (E12.6)
- With multiple complications (E12.7)
- With unspecified complications (E12.8)
- Without complications (E12.9)

Other specified diabetes mellitus (E13)

- With coma (E13.0)
- With ketoacidosis (E13.1)
- With renal complications (E13.2)
- With ophthalmic complications (E13.3)
- With neurological complications (E13.4)
- With peripheral circulatory complications (E13.5)
- With other specified complications (E13.6)
- With multiple complications (E13.7)
- With unspecified complications (E13.8)
- Without complications (E13.9)

Unspecified diabetes mellitus (E14)

- With coma (E14.0)
- With ketoacidosis (E14.1)
- With renal complications (E14.2)
- With ophthalmic complications (E14.3)
- With neurological complications (E14.4)
- With peripheral circulatory complications (E14.5)
- With other specified complications (E14.6)
- With multiple complications (E14.7)
- With unspecified complications (E14.8)
- Without complications (E14.9)

#### **Other disorders of glucose regulation and pancreatic internal secretion (E15-E16)**

Nondiabetic hypoglycemic coma (E15)

Other disorders of pancreatic internal secretion (E16)

- Drug-induced hypoglycemia without coma (E16.0)
- Other hypoglycemia (E16.1)
- Hypoglycemia, unspecified (E16.2)
- Increased secretion of glucagon (E16.3)
- Other specified disorders of pancreatic internal secretion (E16.8)
- Disorder of pancreatic internal secretion, unspecified (E16.9)

#### **Disorders of other endocrine glands (E20-E34)**

Hypoparathyroidism (E20)

- Idiopathic hypoparathyroidism (E20.0)
- Pseudohypoparathyroidism (E20.1)
- Other hypoparathyroidism (E20.8)
- Hypoparathyroidism, unspecified (E20.9)

Hyperparathyroidism and other disorders of parathyroid gland (E21)

- Primary hyperparathyroidism (E21.0)
- Secondary hyperparathyroidism, not elsewhere classified (E21.1)
- Other hyperparathyroidism (E21.2)
- Hyperparathyroidism, unspecified (E21.3)
- Other specified disorders of parathyroid gland (E21.4)
- Disorder of parathyroid gland, unspecified (E21.5)

Hyperfunction of pituitary gland (E22)

- Acromegaly and pituitary gigantism (E22.0)
- Hyperprolactinemia (E22.1)
- Syndrome of inappropriate secretion of antidiuretic hormone (E22.2)
- Other hyperfunction of pituitary gland (E22.8)
- Hyperfunction of pituitary gland, unspecified (E22.9)

Hypofunction and other disorders of the pituitary gland (E23)

- Hypopituitarism (E23.0)
- Drug-induced hypopituitarism (E23.1)
- Diabetes insipidus (E23.2)
- Hypothalamic dysfunction, not elsewhere classified (E23.3)

Other disorders of pituitary gland (E23.6)  
Disorder of pituitary gland, unspecified (E23.7)

Cushing's syndrome (E24)  
Pituitary-dependent Cushing's disease (E24.0)  
Nelson's syndrome (E24.1)  
Drug-induced Cushing's syndrome (E24.2)  
Ectopic ACTH syndrome (E24.3)  
Alcohol-induced pseudo-Cushing's syndrome (E24.4)  
Other Cushing's syndrome (E24.8)  
Cushing's syndrome, unspecified (E24.9)

Adrenogenital disorders (E25)  
Congenital adrenogenital disorders associated with enzyme deficiency (E25.0)  
Other adrenogenital disorders (E25.8)  
Adrenogenital disorder, unspecified (E25.9)

Hyperaldosteronism (E26)  
Primary hyperaldosteronism (E26.0)  
Secondary hyperaldosteronism (E26.1)  
Other hyperaldosteronism (E26.8)  
Hyperaldosteronism, unspecified (E26.9)

Other disorders of adrenal gland (E27)  
Other adrenocortical overactivity (E27.0)  
Primary adrenocortical insufficiency (E27.1)  
Addisonian crisis (E27.2)  
Drug-induced adrenocortical insufficiency (E27.3)  
Other and unspecified adrenocortical insufficiency (E27.4)  
Adrenomedullary hyperfunction (E27.5)  
Other specified disorders of adrenal gland (E27.8)  
Disorder of adrenal gland, unspecified (E27.9)

Ovarian dysfunction (E28)  
Estrogen excess (E28.0)  
Androgen excess (E28.1)  
Polycystic ovarian syndrome (E28.2)  
Primary ovarian failure (E28.3)  
Other ovarian dysfunction (E28.8)  
Ovarian dysfunction, unspecified (E28.9)

Testicular dysfunction (E29)  
Testicular hyperfunction (E29.0)  
Testicular hypofunction (E29.1)  
Other testicular dysfunction (E29.8)  
Testicular dysfunction, unspecified (E29.9)

Disorders of puberty, not elsewhere classified (E30)  
Delayed puberty (E30.0)  
Precocious puberty (E30.1)  
Other disorders of puberty (E30.8)  
Disorder of puberty, unspecified (E30.9)

Polyglandular dysfunction (E31)  
Autoimmune polyglandular failure (E31.0)  
Polyglandular hyperfunction (E31.1)  
Other polyglandular dysfunction (E31.8)  
Polyglandular dysfunction, unspecified (E31.9)

Diseases of thymus (E32)  
Persistent hyperplasia of thymus (E32.0)  
Abscess of thymus (E32.1)  
Other diseases of thymus (E32.8)  
Disease of thymus, unspecified (E32.9)

Other endocrine disorders (E34)  
Carcinoid syndrome (E34.0)  
Other hypersecretion of intestinal hormones (E34.1)  
Ectopic hormone secretion, not elsewhere classified (E34.2)  
Short stature, not elsewhere classified (E34.3)

Constitutional tall stature (E34.4)  
Androgen resistance syndrome (E34.5)  
Other specified endocrine disorders (E34.8)  
Endocrine disorder, unspecified (E34.9)

**Malnutrition (E40-E46)**

Kwashiorkor (E40)  
Nutritional marasmus (E41)  
Marasmic kwashiorkor (E42)  
Unspecified severe protein-energy malnutrition (E43)  
Protein-energy malnutrition of moderate and mild degree (E44)  
    Moderate protein-energy malnutrition (E44.0)  
    Mild protein-energy malnutrition (E44.1)  
Retarded development following protein-energy malnutrition (E45)  
Unspecified protein-energy malnutrition (E46)

**Other nutritional deficiencies (E50-E64)**

Vitamin A deficiency (E50)  
    Vitamin A deficiency with conjunctival xerosis (E50.0)  
    Vitamin A deficiency with Bitot's spot and conjunctival xerosis (E50.1)  
    Vitamin A deficiency with corneal xerosis (E50.2)  
    Vitamin A deficiency with corneal ulceration and xerosis (E50.3)  
    Vitamin A deficiency with keratomalacia (E50.4)  
    Vitamin A deficiency with night blindness (E50.5)  
    Vitamin A deficiency with xerophthalmic scars of cornea (E50.6)  
    Other ocular manifestations of vitamin A deficiency (E50.7)  
    Other manifestations of vitamin A deficiency (E50.8)  
    Vitamin A deficiency, unspecified (E50.9)  
  
Thiamin deficiency (E51)  
    Beriberi (E51.1)  
    Wernicke's encephalopathy (E51.2)  
    Other manifestations of thiamin deficiency (E51.8)  
    Thiamin deficiency, unspecified (E51.9)  
  
Niacin deficiency [pellagra] (E52)  
  
Deficiency of other B group vitamins (E53)  
    Riboflavin deficiency (E53.0)  
    Pyridoxine deficiency (E53.1)  
    Deficiency of other specified B group vitamins (E53.8)  
    Vitamin B deficiency, unspecified (E53.9)  
  
Ascorbic acid deficiency (E54)  
  
Vitamin D deficiency (E55)  
    Rickets, active (E55.0)  
    Vitamin D deficiency, unspecified (E55.9)  
  
Other vitamin deficiencies (E56)  
    Deficiency of vitamin E (E56.0)  
    Deficiency of vitamin K (E56.1)  
    Deficiency of other vitamins (E56.8)  
    Vitamin deficiency, unspecified (E56.9)  
  
Dietary calcium deficiency (E58)  
  
Dietary selenium deficiency (E59)  
  
Dietary zinc deficiency (E60)  
  
Deficiency of other nutrient elements (E61)

- Copper deficiency (E61.0)
- Iron deficiency (E61.1)
- Magnesium deficiency (E61.2)
- Manganese deficiency (E61.3)
- Chromium deficiency (E61.4)
- Molybdenum deficiency (E61.5)
- Vanadium deficiency (E61.6)
- Deficiency of multiple nutrient elements (E61.7)
- Deficiency of other specified nutrient elements (E61.8)
- Deficiency of nutrient element, unspecified (E61.9)

Other nutritional deficiencies (E63)

- Essential fatty acid [EFA] deficiency (E63.0)
- Imbalance of constituents of food intake (E63.1)
- Other specified nutritional deficiencies (E63.8)
- Nutritional deficiency, unspecified (E63.9)

Sequelae of malnutrition and other nutritional deficiencies (E64)

- Sequelae of protein-energy malnutrition (E64.0)
- Sequelae of vitamin A deficiency (E64.1)
- Sequelae of vitamin C deficiency (E64.2)
- Sequelae of rickets (E64.3)
- Sequelae of other nutritional deficiencies (E64.8)
- Sequelae of unspecified nutritional deficiency (E64.9)

**Obesity and other hyperalimentation (E65-E68)**

Localized adiposity (E65)

Obesity (E66)

- Obesity due to excess calories (E66.0)
- Drug-induced obesity (E66.1)
- Extreme obesity with alveolar hypoventilation (E66.2)
- Other obesity (E66.8)
- Obesity, unspecified (E66.9)

Other hyperalimentation (E67)

- Hypervitaminosis A (E67.0)
- Hypercarotenemia (E67.1)
- Megavitamin-B6 syndrome (E67.2)
- Hypervitaminosis D (E67.3)
- Other specified hyperalimentation (E67.8)

Sequelae of hyperalimentation (E68)

**Metabolic disorders (E70-E89)**

Disorders of aromatic amino-acid metabolism (E70)

- Classical phenylketonuria (E70.0)
- Other hyperphenylalaninemias (E70.1)
- Disorders of tyrosine metabolism (E70.2)
- Albinism (E70.3)
- Other disorders of aromatic amino-acid metabolism (E70.8)
- Disorder of aromatic amino-acid metabolism, unspecified (E70.9)

Disorders of branched-chain amino-acid metabolism and fatty-acid metabolism (E71)

- Maple-syrup-urine disease (E71.0)
- Other disorders of branched-chain amino-acid metabolism (E71.1)
- Disorder of branched-chain amino-acid metabolism, unspecified (E71.2)
- Disorders of fatty-acid metabolism (E71.3)

Other disorders of amino-acid metabolism (E72)

- Disorders of amino-acid transport (E72.0)
- Disorders of sulphur-bearing amino-acid metabolism (E72.1)
- Disorders of urea cycle metabolism (E72.2)
- Disorders of lysine and hydroxylysine metabolism (E72.3)
- Disorders of ornithine metabolism (E72.4)
- Disorders of glycine metabolism (E72.5)
- Other specified disorders of amino-acid metabolism (E72.8)
- Disorder of amino-acid metabolism, unspecified (E72.9)

Lactose intolerance (E73)  
 Congenital lactase deficiency (E73.0)  
 Secondary lactase deficiency (E73.1)  
 Other lactose intolerance (E73.8)  
 Lactose intolerance, unspecified (E73.9)

Other disorders of carbohydrate metabolism (E74)  
 Glycogen storage disease (E74.0)  
 Disorders of fructose metabolism (E74.1)  
 Disorders of galactose metabolism (E74.2)  
 Other disorders of intestinal carbohydrate absorption (E74.3)  
 Disorders of pyruvate metabolism and gluconeogenesis (E74.4)  
 Other specified disorders of carbohydrate metabolism (E74.8)  
 Disorder of carbohydrate metabolism, unspecified (E74.9)

Disorders of sphingolipid metabolism and other lipid storage disorders (E75)  
 GM2 gangliosidosis (E75.0)  
 Other gangliosidosis (E75.1)  
 Other sphingolipidosis (E75.2)  
 Sphingolipidosis, unspecified (E75.3)  
 Neuronal ceroid lipofuscinosis (E75.4)  
 Other lipid storage disorders (E75.5)  
 Lipid storage disorder, unspecified (E75.6)

Disorders of glycosaminoglycan metabolism (E76)  
 Mucopolysaccharidosis, type I (E76.0)  
 Mucopolysaccharidosis, type II (E76.1)  
 Other mucopolysaccharidoses (E76.2)  
 Mucopolysaccharidosis, unspecified (E76.3)  
 Other disorders of glucosaminoglycan metabolism (E76.8)  
 Disorder of glucosaminoglycan metabolism, unspecified (E76.9)

Disorders of glycoprotein metabolism (E77)  
 Defects in posttranslational modification of lysosomal enzymes (E77.0)  
 Defects in glycoprotein degradation (E77.1)  
 Other disorders of glycoprotein metabolism (E77.8)  
 Disorder of glycoprotein metabolism, unspecified (E77.9)

Disorders of lipoprotein metabolism and other lipidemias (E78)  
 Pure hypercholesterolemia (E78.0)  
 Pure hyperglyceridemia (E78.1)  
 Mixed hyperlipidemia (E78.2)  
 Hyperchylomicronemia (E78.3)  
 Other hyperlipidemia (E78.4)  
 Hyperlipidemia, unspecified (E78.5)  
 Lipoprotein deficiency (E78.6)  
 Other disorders of lipoprotein metabolism (E78.8)  
 Disorder of lipoprotein metabolism, unspecified (E78.9)

Disorders of purine and pyrimidine metabolism (E79)  
 Hyperuricemia without signs of inflammatory arthritis and tophaceous disease (E79.0)  
 Lesch-Nyhan syndrome (E79.1)  
 Other disorders of purine and pyrimidine metabolism (E79.8)  
 Disorder of purine and pyrimidine metabolism, unspecified (E79.9)

Disorders of porphyrin and bilirubin metabolism (E80)  
 Hereditary erythropoietic porphyria (E80.0)  
 Porphyria cutanea tarda (E80.1)  
 Other porphyria (E80.2)  
 Defects of catalase and peroxydase (E80.3)  
 Gilbert's syndrome (E80.4)  
 Crigler-Najjar syndrome (E80.5)  
 Other disorders of bilirubin metabolism (E80.6)  
 Disorder of bilirubin metabolism, unspecified (E80.7)

Disorders of mineral metabolism (E83)  
 Disorders of copper metabolism (E83.0)  
 Disorders of iron metabolism (E83.1)  
 Disorders of zinc metabolism (E83.2)

- Disorders of phosphorus metabolism (E83.3)
- Disorders of magnesium metabolism (E83.4)
- Disorders of calcium metabolism (E83.5)
- Other disorders of mineral metabolism (E83.8)
- Disorder of mineral metabolism, unspecified (E83.9)

- Cystic fibrosis (E84)
  - Cystic fibrosis with pulmonary manifestations (E84.0)
  - Cystic fibrosis with intestinal manifestations (E84.1)
  - Cystic fibrosis with other manifestations (E84.8)
  - Cystic fibrosis, unspecified (E84.9)

- Amyloidosis (E85)
  - Nonneuropathic hereditary amyloidosis (E85.0)
  - Neuropathic hereditary amyloidosis (E85.1)
  - Hereditary amyloidosis, unspecified (E85.2)
  - Secondary systemic amyloidosis (E85.3)
  - Organ-limited amyloidosis (E85.4)
  - Other amyloidosis (E85.8)
  - Amyloidosis, unspecified (E85.9)

- Volume depletion (E86)

- Other disorders of fluid, electrolyte, and acid-base balance (E87)
  - Hyperosmolality and hypernatremia (E87.0)
  - Hypo-osmolality and hyponatremia (E87.1)
  - Acidosis (E87.2)
  - Alkalosis (E87.3)
  - Mixed disorder of acid-base balance (E87.4)
  - Hyperkalemia (E87.5)
  - Hypokalemia (E87.6)
  - Fluid overload (E87.7)
  - Other disorders of electrolyte and fluid balance, not elsewhere classified (E87.8)

- Other metabolic disorders (E88)
  - Disorders of plasma-protein metabolism, not elsewhere classified (E88.0)
  - Lipodystrophy, not elsewhere classified (E88.1)
  - Lipomatosis, not elsewhere classified (E88.2)
  - Other specified metabolic disorders (E88.8)
  - Metabolic disorder, unspecified (E88.9)

- Postprocedural endocrine and metabolic disorders, not elsewhere classified (E89)
  - Postprocedural hypothyroidism (E89.0)
  - Postprocedural hypoinsulinaemia (E89.1)
  - Postprocedural hypoparathyroidism (E89.2)
  - Postprocedural hypopituitarism (E89.3)
  - Postprocedural ovarian failure (E89.4)
  - Postprocedural testicular hypofunction (E89.5)
  - Postprocedural adrenocortical(-medullary) hypofunction (E89.6)
  - Other postprocedural endocrine and metabolic disorders (E89.8)
  - Postprocedural endocrine and metabolic disorder, unspecified (E89.9)

## **V. Mental and behavioral disorders (F01-F99)**

### **Organic, including symptomatic, mental disorders (F01-F09)**

- Vascular dementia (F01)
  - Vascular dementia of acute onset (F01.0)
  - Multi-infarct dementia (F01.1)
  - Subcortical vascular dementia (F01.2)
  - Mixed cortical and subcortical vascular dementia (F01.3)
  - Other vascular dementia (F01.8)
  - Vascular dementia, unspecified (F01.9)

- Unspecified dementia (F03)

- Organic amnesic syndrome, not induced by alcohol and other psychoactive substances (F04)

- Delirium, not induced by alcohol and other psychoactive substances (F05)
  - Delirium not superimposed on dementia, so described (F05.0)

Delirium superimposed on dementia (F05.1)  
Other delirium (F05.8)  
Delirium, unspecified (F05.9)

Other mental disorders due to brain damage and dysfunction and to physical disease (F06)  
Organic hallucinosis (F06.0)  
Organic catatonic disorder (F06.1)  
Organic delusional [schizophrenia-like] disorder (F06.2)  
Organic mood [affective] disorders (F06.3)  
Organic anxiety disorder (F06.4)  
Organic dissociative disorder (F06.5)  
Organic emotionally labile [asthenic] disorder (F06.6)  
Mild cognitive disorder (F06.7)  
Other specified mental disorders due to brain damage and dysfunction and to physical disease (F06.8)  
Unspecified mental disorder due to brain damage and dysfunction and to physical disease (F06.9)

Personality and behavioral disorders due to brain disease, damage, and dysfunction (F07)  
Organic personality disorder (F07.0)  
Postencephalitic syndrome (F07.1)  
Postconcussional syndrome (F07.2)  
Other organic personality and behavioral disorders due to brain disease, damage, and dysfunction (F07.8)  
Unspecified organic personality and behavioral disorder due to brain disease, damage, and dysfunction (F07.9)

Unspecified organic or symptomatic mental disorder (F09)

**Mental and behavioral disorders due to psychoactive substance use (F10-F19)**

Mental and behavioral disorders due to use of alcohol (F10)  
Acute intoxication (F10.0)  
Harmful use (F10.1)  
Dependence syndrome (F10.2)  
Withdrawal state (F10.3)  
Withdrawal state with delirium (F10.4)  
Psychotic disorder (F10.5)  
Amnesic syndrome (F10.6)  
Residual and late-onset psychotic disorder (F10.7)  
Other mental and behavioral disorders (F10.8)  
Unspecified mental and behavioral disorder (F10.9)

Mental and behavioral disorders due to use of opioids (F11)  
Acute intoxication (F11.0)  
Harmful use (F11.1)  
Dependence syndrome (F11.2)  
Withdrawal state (F11.3)  
Withdrawal state with delirium (F11.4)  
Psychotic disorder (F11.5)  
Amnesic syndrome (F11.6)  
Residual and late-onset psychotic disorder (F11.7)  
Other mental and behavioral disorders (F11.8)  
Unspecified mental and behavioral disorder (F11.9)

Mental and behavioral disorders due to use of cannabinoids (F12)  
Acute intoxication (F12.0)  
Harmful use (F12.1)  
Dependence syndrome (F12.2)  
Withdrawal state (F12.3)  
Withdrawal state with delirium (F12.4)  
Psychotic disorder (F12.5)  
Amnesic syndrome (F12.6)  
Residual and late-onset psychotic disorder (F12.7)  
Other mental and behavioral disorders (F12.8)  
Unspecified mental and behavioral disorder (F12.9)

Mental and behavioral disorders due to use of sedatives or hypnotics (F13)  
Acute intoxication (F13.0)  
Harmful use (F13.1)  
Dependence syndrome (F13.2)

- Withdrawal state (F13.3)
- Withdrawal state with delirium (F13.4)
- Psychotic disorder (F13.5)
- Amnesic syndrome (F13.6)
- Residual and late-onset psychotic disorder (F13.7)
- Other mental and behavioral disorders (F13.8)
- Unspecified mental and behavioral disorder (F13.9)

Mental and behavioral disorders due to use of cocaine (F14)

- Acute intoxication (F14.0)
- Harmful use (F14.1)
- Dependence syndrome (F14.2)
- Withdrawal state (F14.3)
- Withdrawal state with delirium (F14.4)
- Psychotic disorder (F14.5)
- Amnesic syndrome (F14.6)
- Residual and late-onset psychotic disorder (F14.7)
- Other mental and behavioral disorders (F14.8)
- Unspecified mental and behavioral disorder (F14.9)

Mental and behavioral disorders due to use of other stimulants, including caffeine (F15)

- Acute intoxication (F15.0)
- Harmful use (F15.1)
- Dependence syndrome (F15.2)
- Withdrawal state (F15.3)
- Withdrawal state with delirium (F15.4)
- Psychotic disorder (F15.5)
- Amnesic syndrome (F15.6)
- Residual and late-onset psychotic disorder (F15.7)
- Other mental and behavioral disorders (F15.8)
- Unspecified mental and behavioral disorder (F15.9)

Mental and behavioral disorders due to use of hallucinogens (F16)

- Acute intoxication (F16.0)
- Harmful use (F16.1)
- Dependence syndrome (F16.2)
- Withdrawal state (F16.3)
- Withdrawal state with delirium (F16.4)
- Psychotic disorder (F16.5)
- Amnesic syndrome (F16.6)
- Residual and late-onset psychotic disorder (F16.7)
- Other mental and behavioral disorders (F16.8)
- Unspecified mental and behavioral disorder (F16.9)

Mental and behavioral disorders due to use of tobacco (F17)

- Acute intoxication (F17.0)
- Harmful use (F17.1)
- Dependence syndrome (F17.2)
- Withdrawal state (F17.3)
- Withdrawal state with delirium (F17.4)
- Psychotic disorder (F17.5)
- Amnesic syndrome (F17.6)
- Residual and late-onset psychotic disorder (F17.7)
- Other mental and behavioral disorders (F17.8)
- Unspecified mental and behavioral disorder (F17.9)

Mental and behavioral disorders due to use of volatile solvents (F18)

- Acute intoxication (F18.0)
- Harmful use (F18.1)
- Dependence syndrome (F18.2)
- Withdrawal state (F18.3)
- Withdrawal state with delirium (F18.4)
- Psychotic disorder (F18.5)
- Amnesic syndrome (F18.6)
- Residual and late-onset psychotic disorder (F18.7)
- Other mental and behavioral disorders (F18.8)
- Unspecified mental and behavioral disorder (F18.9)

Mental and behavioral disorders due to multiple-drug use and use of other psychoactive substances (F19)



- Acute intoxication (F19.0)
- Harmful use (F19.1)
- Dependence syndrome (F19.2)
- Withdrawal state (F19.3)
- Withdrawal state with delirium (F19.4)
- Psychotic disorder (F19.5)
- Amnesic syndrome (F19.6)
- Residual and late-onset psychotic disorder (F19.7)
- Other mental and behavioral disorders (F19.8)
- Unspecified mental and behavioral disorder (F19.9)

### **Schizophrenia, schizotypal and delusional disorders (F20-F29)**

#### Schizophrenia (F20)

- Paranoid schizophrenia (F20.0)
- Hebephrenic schizophrenia (F20.1)
- Catatonic schizophrenia (F20.2)
- Undifferentiated schizophrenia (F20.3)
- Postschizophrenic depression (F20.4)
- Residual schizophrenia (F20.5)
- Simple schizophrenia (F20.6)
- Other schizophrenia (F20.8)
- Schizophrenia, unspecified (F20.9)

#### Schizotypal disorder (F21)

#### Persistent delusional disorders (F22)

- Delusional disorder (F22.0)
- Other persistent delusional disorders (F22.8)
- Persistent delusional disorder, unspecified (F22.9)

#### Acute and transient psychotic disorders (F23)

- Acute polymorphic psychotic disorder without symptoms of schizophrenia (F23.0)
- Acute polymorphic psychotic disorder with symptoms of schizophrenia (F23.1)
- Acute schizophrenia-like psychotic disorder (F23.2)
- Other acute predominantly delusional psychotic disorders (F23.3)
- Other acute and transient psychotic disorders (F23.8)
- Acute and transient psychotic disorder, unspecified (F23.9)

#### Induced delusional disorder (F24)

#### Schizoaffective disorders (F25)

- Schizoaffective disorder, manic type (F25.0)
- Schizoaffective disorder, depressive type (F25.1)
- Schizoaffective disorder, mixed type (F25.2)
- Other schizoaffective disorders (F25.8)
- Schizoaffective disorder, unspecified (F25.9)

#### Other nonorganic psychotic disorders (F28)

#### Unspecified nonorganic psychosis (F29)

### **Moon [affective] disorders (F30-F39)**

#### Manic episode (F30)

- Hypomania (F30.0)
- Mania without psychotic symptoms (F30.1)
- Mania with psychotic symptoms (F30.2)
- Other manic episodes (F30.8)
- Manic episode, unspecified (F30.9)

#### Bipolar affective disorder (F31)

- Bipolar affective disorder, current episode hypomanic (F31.0)
- Bipolar affective disorder, current episode manic without psychotic symptoms (F31.1)
- Bipolar affective disorder, current episode manic with psychotic symptoms (F31.2)
- Bipolar affective disorder, current episode mild or moderate depression (F31.3)
- Bipolar affective disorder, current episode severe depression without psychotic symptoms (F31.4)
- Bipolar affective disorder, current episode severe depression with psychotic symptoms (F31.5)
- Bipolar affective disorder, current episode mixed (F31.6)

Bipolar affective disorder, currently in remission (F31.7)  
Other bipolar affective disorders (F31.8)  
Bipolar affective disorder, unspecified (F31.9)

Depressive episode (F32)  
Mild depressive episode (F32.0)  
Moderate depressive episode (F32.1)  
Severe depressive episode without psychotic symptoms (F32.2)  
Severe depressive episode with psychotic symptoms (F32.3)  
Other depressive episodes (F32.8)  
Depressive episode, unspecified (F32.9)

Recurrent depressive disorder (F33)  
Recurrent depressive disorder, current episode mild (F33.0)  
Recurrent depressive disorder, current episode moderate (F33.1)  
Recurrent depressive disorder, current episode severe without psychotic symptoms (F33.2)  
Recurrent depressive disorder, current episode severe with psychotic symptoms (F33.3)  
Recurrent depressive disorder, currently in remission (F33.4)  
Other recurrent depressive disorders (F33.8)  
Recurrent depressive disorder, unspecified (F33.9)

Persistent mood [affective] disorders (F34)  
Cyclothymia (F34.0)  
Dysthymia (F34.1)  
Other persistent mood [affective] disorders (F34.8)  
Persistent mood [affective] disorder, unspecified (F34.9)

Other mood [affective] disorders (F38)  
Other single mood [affective] disorders (F38.0)  
Other recurrent mood [affective] disorders (F38.1)  
Other specified mood [affective] disorders (F38.8)

Unspecified mood [affective] disorder (F39)

#### **Neurotic, stress-related and somatoform disorders (F40-F48)**

Phobic anxiety disorders (F40)  
Agoraphobia (F40.0)  
Social phobias (F40.1)  
Specific (isolated) phobias (F40.2)  
Other phobic anxiety disorders (F40.8)  
Phobic anxiety disorder, unspecified (F40.9)

Other anxiety disorders (F41)  
Panic disorder [episodic paroxysmal anxiety] (F41.0)  
Generalized anxiety disorder (F41.1)  
Mixed anxiety and depressive disorder (F41.2)  
Other mixed anxiety disorders (F41.3)  
Other specified anxiety disorders (F41.8)  
Anxiety disorder, unspecified (F41.9)

Obsessive-compulsive disorder (F42)  
Predominantly obsessional thoughts or ruminations (F42.0)  
Predominantly compulsive acts [obsessional rituals] (F42.1)  
Mixed obsessional thoughts and acts (F42.2)  
Other obsessive-compulsive disorders (F42.8)  
Obsessive-compulsive disorder, unspecified (F42.9)

Reaction to severe stress, and adjustment disorders (F43)  
Acute stress reaction (F43.0)  
Posttraumatic stress disorder (F43.1)  
Adjustment disorders (F43.2)  
Other reactions to severe stress (F43.8)  
Reaction to severe stress, unspecified (F43.9)

Dissociative [conversion] disorders (F44)  
Dissociative amnesia (F44.0)  
Dissociative fugue (F44.1)  
Dissociative stupor (F44.2)  
Trance and possession disorders (F44.3)

- Dissociative motor disorders (F44.4)
- Dissociative convulsions (F44.5)
- Dissociative anesthesia and sensory loss (F44.6)
- Mixed dissociative [conversion] disorders (F44.7)
- Other dissociative [conversion] disorders (F44.8)
- Dissociative [conversion] disorder, unspecified (F44.9)

- Somatoform disorders (F45)
  - Somatization disorder (F45.0)
  - Undifferentiated somatoform disorder (F45.1)
  - Hypochondriacal disorder (F45.2)
  - Somatoform autonomic dysfunction (F45.3)
  - Persistent somatoform pain disorder (F45.4)
  - Other somatoform disorders (F45.8)
  - Somatoform disorder, unspecified (F45.9)

- Other neurotic disorders (F48)
  - Neurasthenia (F48.0)
  - Depersonalization-derealization syndrome (F48.1)
  - Other specified neurotic disorders (F48.8)
  - Neurotic disorder, unspecified (F48.9)

**Behavioral syndromes associated with physiological disturbances and physical factors (F50-F59)**

- Eating disorders (F50)
  - Anorexia nervosa (F50.0)
  - Atypical anorexia nervosa (F50.1)
  - Bulimia nervosa (F50.2)
  - Atypical bulimia nervosa (F50.3)
  - Overeating associated with other psychological disturbances (F50.4)
  - Vomiting associated with other psychological disturbances (F50.5)
  - Other eating disorders (F50.8)
  - Eating disorder, unspecified (F50.9)

- Nonorganic sleep disorders (F51)
  - Nonorganic insomnia (F51.0)
  - Nonorganic hypersomnia (F51.1)
  - Nonorganic disorder of the sleep-wake schedule (F51.2)
  - Sleepwalking [somnambulism] (F51.3)
  - Sleep terrors [night terrors] (F51.4)
  - Nightmares (F51.5)
  - Other nonorganic sleep disorders (F51.8)
  - Nonorganic sleep disorder, unspecified (F51.9)

- Sexual dysfunction, not caused by organic disorder or disease (F52)
  - Lack or loss of sexual desire (F52.0)
  - Sexual aversion and lack of sexual enjoyment (F52.1)
  - Failure of genital response (F52.2)
  - Orgasmic dysfunction (F52.3)
  - Premature ejaculation (F52.4)
  - Nonorganic vaginismus (F52.5)
  - Nonorganic dyspareunia (F52.6)
  - Excessive sexual drive (F52.7)
  - Other sexual dysfunction, not caused by organic disorder or disease (F52.8)
  - Unspecified sexual dysfunction, not caused by organic disorder or disease (F52.9)

- Mental and behavioral disorders associated with the puerperium, not elsewhere classified (F53)
  - Mild mental and behavioral disorders associated with the puerperium, not elsewhere classified (F53.0)
  - Severe mental and behavioral disorders associated with the puerperium, not elsewhere classified (F53.1)
  - Other mental and behavioral disorders associated with the puerperium, not elsewhere classified (F53.8)
  - Puerperal mental disorder, unspecified (F53.9)

- Psychological and behavioral factors associated with disorders or diseases classified elsewhere (F54)

- Abuse of non-dependence-producing substances (F55)

Unspecified behavioral syndromes associated with physiological disturbances and physical factors (F59)

**Disorders of adult personality and behavior (F60-F69)**

Specific personality disorders (F60)

- Paranoid personality disorder (F60.0)
- Schizoid personality disorder (F60.1)
- Dissocial personality disorder (F60.2)
- Emotionally unstable personality disorder (F60.3)
- Histrionic personality disorder (F60.4)
- Anankastic personality disorder (F60.5)
- Anxious [avoidant] personality disorder (F60.6)
- Dependent personality disorder (F60.7)
- Other specific personality disorders (F60.8)
- Personality disorder, unspecified (F60.9)

Mixed and other personality disorders (F61)

Enduring personality changes, not attributable to brain damage and disease (F62)

- Enduring personality change after catastrophic experience (F62.0)
- Enduring personality change after psychiatric illness (F62.1)
- Other enduring personality changes (F62.8)
- Enduring personality change, unspecified (F62.9)

Habit and impulse disorders (F63)

- Pathological gambling (F63.0)
- Pathological fire-setting [pyromania] (F63.1)
- Pathological stealing [kleptomania] (F63.2)
- Trichotillomania (F63.3)
- Other habit and impulse disorders (F63.8)
- Habit and impulse disorder, unspecified (F63.9)

Gender identity disorders (F64)

- Transsexualism (F64.0)
- Dual-role transvestism (F64.1)
- Gender identity disorder of childhood (F64.2)
- Other gender identity disorders (F64.8)
- Gender identity disorder, unspecified (F64.9)

Disorders of sexual preference (F65)

- Fetishism (F65.0)
- Fetishistic transvestism (F65.1)
- Exhibitionism (F65.2)
- Voyeurism (F65.3)
- Pedophilia (F65.4)
- Sadomasochism (F65.5)
- Multiple disorders of sexual preference (F65.6)
- Other disorders of sexual preference (F65.8)
- Disorder of sexual preference, unspecified (F65.9)

Psychological and behavioral disorders associated with sexual development and orientation (F66)

- Sexual maturation disorder (F66.0)
- Egodystonic sexual orientation (F66.1)
- Sexual relationship disorder (F66.2)
- Other psychosexual development disorders (F66.8)
- Psychosexual development disorder, unspecified (F66.9)

Other disorders of adult personality and behavior (F68)

- Elaboration of physical symptoms for psychological reasons (F68.0)
- Intentional production or feigning of symptoms or disabilities, either physical or psychological [factitious disorder] (F68.1)
- Other specified disorders of adult personality and behavior (F68.8)

Unspecified disorder of adult personality and behavior (F69)

**Mental retardation (F70-F79)**

Mild mental retardation (F70)

Moderate mental retardation (F71)

Severe mental retardation (F72)

Profound mental retardation (F73)

Other mental retardation (F78)

Unspecified mental retardation (F79)

**Disorders of psychological development (F80-F89)**

Specific developmental disorders of speech and language (F80)

Specific speech articulation disorder (F80.0)

Expressive language disorder (F80.1)

Receptive language disorder (F80.2)

Acquired aphasia with epilepsy [Landau-Kleffner] (F80.3)

Other developmental disorders of speech and language (F80.8)

Developmental disorder of speech and language, unspecified (F80.9)

Specific developmental disorders of scholastic skills (F81)

Specific reading disorder (F81.0)

Specific spelling disorder (F81.1)

Specific disorder of arithmetical skills (F81.2)

Mixed disorder of scholastic skills (F81.3)

Other developmental disorders of scholastic skills (F81.8)

Developmental disorder of scholastic skills, unspecified (F81.9)

Specific developmental disorder of motor function (F82)

Mixed specific developmental disorders (F83)

Pervasive developmental disorders (F84)

Childhood autism (F84.0)

Atypical autism (F84.1)

Rett's syndrome (F84.2)

Other childhood disintegrative disorder (F84.3)

Overactive disorder associated with mental retardation and stereotyped movements (F84.4)

Asperger's syndrome (F84.5)

Other pervasive developmental disorders (F84.8)

Pervasive developmental disorder, unspecified (F84.9)

Other disorders of psychological development (F88)

Unspecified disorder of psychological development (F89)

**Behavioral and emotional disorders with onset usually occurring in childhood and adolescence (F90-F98)**

Hyperkinetic disorders (F90)

Disturbance of activity and attention (F90.0)

Hyperkinetic conduct disorder (F90.1)

Other hyperkinetic disorders (F90.8)

Hyperkinetic disorder, unspecified (F90.9)

Conduct disorders (F91)

Conduct disorder confined to the family context (F91.0)

Unsocialized conduct disorder (F91.1)

Socialized conduct disorder (F91.2)

Oppositional defiant disorder (F91.3)

Other conduct disorders (F91.8)

Conduct disorder, unspecified (F91.9)

Mixed disorders of conduct and emotions (F92)

Depressive conduct disorder (F92.0)

Other mixed disorders of conduct and emotions (F92.8)

Mixed disorder of conduct and emotions, unspecified (F92.9)

Emotional disorders with onset specific to childhood (F93)

- Separation anxiety disorder of childhood (F93.0)
- Phobic anxiety disorder of childhood (F93.1)
- Social anxiety disorder of childhood (F93.2)
- Sibling rivalry disorder (F93.3)
- Other childhood emotional disorders (F93.8)
- Childhood emotional disorder, unspecified (F93.9)

Disorders of social functioning with onset specific to childhood and adolescence (F94)

- Elective mutism (F94.0)
- Reactive attachment disorder of childhood (F94.1)
- Disinhibited attachment disorder of childhood (F94.2)
- Other childhood disorders of social functioning (F94.8)
- Childhood disorder of social functioning, unspecified (F94.9)

Tic disorders (F95)

- Transient tic disorder (F95.0)
- Chronic motor or vocal tic disorder (F95.1)
- Combined vocal and multiple motor tic disorder [de la Tourette] (F95.2)
- Other tic disorders (F95.8)
- Tic disorder, unspecified (F95.9)

Other behavioral and emotional disorders with onset usually occurring in childhood and adolescence (F98)

- Nonorganic enuresis (F98.0)
- Nonorganic encopresis (F98.1)
- Feeding disorder of infancy and childhood (F98.2)
- Pica of infancy and childhood (F98.3)
- Stereotyped movement disorders (F98.4)
- Stuttering [stammering] (F98.5)
- Cluttering (F98.6)
- Other specified behavioral and emotional disorders with onset usually occurring in childhood and adolescence (F98.8)
- Unspecified behavioral and emotional disorders with onset usually occurring in childhood and adolescence (F98.9)

**Unspecified mental disorder (F99)**

Mental disorder, not otherwise specified (F99)

**VI. Diseases of the nervous system (G00-G98)**

**Inflammatory diseases of the central nervous system (G00-G09)**

Bacterial meningitis, not elsewhere classified (G00)

- Hemophilus meningitis (G00.0)
- Pneumococcal meningitis (G00.1)
- Streptococcal meningitis (G00.2)
- Staphylococcal meningitis (G00.3)
- Other bacterial meningitis (G00.8)
- Bacterial meningitis, unspecified (G00.9)

Meningitis due to other and unspecified causes (G03)

- Nonpyogenic meningitis (G03.0)
- Chronic meningitis (G03.1)
- Benign recurrent meningitis [Mollaret] (G03.2)
- Meningitis due to other specified causes (G03.8)
- Meningitis, unspecified (G03.9)

Encephalitis, myelitis, and encephalomyelitis (G04)

- Acute disseminated encephalitis (G04.0)
- Tropical spastic paraplegia (G04.1)
- Bacterial meningoencephalitis and meningomyelitis, not elsewhere classified (G04.2)
- Other encephalitis, myelitis, and encephalomyelitis (G04.8)
- Encephalitis, myelitis, and encephalomyelitis, unspecified (G04.9)

Intracranial and intraspinal abscess and granuloma (G06)

- Intracranial abscess and granuloma (G06.0)
- Intraspinal abscess and granuloma (G06.1)
- Extradural and subdural abscess, unspecified (G06.2)

Intracranial and intraspinal phlebitis and thrombophlebitis (G08)

Sequelae of inflammatory diseases of central nervous system (G09)

**Systemic atrophies primarily affecting the central nervous system (G10-G12)**

Huntington's disease (G10)

Hereditary ataxia (G11)

Congenital nonprogressive ataxia (G11.0)

Early-onset cerebellar ataxia (G11.1)

Late-onset cerebellar ataxia (G11.2)

Cerebellar ataxia with defective DNA repair (G11.3)

Hereditary spastic paraplegia (G11.4)

Other hereditary ataxias (G11.8)

Hereditary ataxia, unspecified (G11.9)

Spinal muscular atrophy and related syndromes (G12)

Infantile spinal muscular atrophy, type I [Werdnig-Hoffman] (G12.0)

Other inherited spinal muscular atrophy (G12.1)

Motor neuron disease (G12.2)

Other spinal muscular atrophies and related syndromes (G12.8)

Spinal muscular atrophy, unspecified (G12.9)

**Extrapyramidal and movement disorders (G20-G25)**

Parkinson's disease (G20)

Secondary parkinsonism (G21)

Malignant neuroleptic syndrome (G21.0)

Other drug-induced secondary parkinsonism (G21.1)

Secondary parkinsonism due to other external agents (G21.2)

Postencephalitic parkinsonism (G21.3)

Other secondary parkinsonism (G21.8)

Secondary parkinsonism, unspecified (G21.9)

Other degenerative diseases of basal ganglia (G23)

Hallervorden-Spatz disease (G23.0)

Progressive supranuclear ophthalmoplegia [Steele-Richardson-Olszewski] (G23.1)

Striatonigral degeneration (G23.2)

Other specified degenerative diseases of basal ganglia (G23.8)

Degenerative disease of basal ganglia, unspecified (G23.9)

Dystonia (G24)

Drug-induced dystonia (G24.0)

Idiopathic familial dystonia (G24.1)

Idiopathic nonfamilial dystonia (G24.2)

Spasmodic torticollis (G24.3)

Idiopathic orofacial dystonia (G24.4)

Blepharospasm (G24.5)

Other dystonia (G24.8)

Dystonia, unspecified (G24.9)

Other extrapyramidal and movement disorders (G25)

Essential tremor (G25.0)

Drug-induced tremor (G25.1)

Other specified forms of tremor (G25.2)

Myoclonus (G25.3)

Drug-induced chorea (G25.4)

Other chorea (G25.5)

Drug-induced tics and other tics of organic origin (G25.6)

Other specified extrapyramidal and movement disorders (G25.8)

Extrapyramidal and movement disorder, unspecified (G25.9)

**Other degenerative diseases of the nervous system (G30-G31)**

Alzheimer's disease (G30)

Alzheimer's disease with early onset (G30.0)

Alzheimer's disease with late onset (G30.1)

Other Alzheimer's disease (G30.8)

Alzheimer's disease, unspecified (G30.9)

Other degenerative diseases of nervous system, not elsewhere classified (G31)

Circumscribed brain atrophy (G31.0)

Senile degeneration of brain, not elsewhere classified (G31.1)

Degeneration of nervous system due to alcohol (G31.2)

Other specified degenerative diseases of nervous system (G31.8)

Degenerative disease of nervous system, unspecified (G31.9)

#### **Demyelinating diseases of the central nervous system (G35-G37)**

Multiple sclerosis (G35)

Other acute disseminated demyelination (G36)

Neuromyelitis optica [Devic] (G36.0)

Acute and subacute hemorrhagic leukoencephalitis [Hurst] (G36.1)

Other specified acute disseminated demyelination (G36.8)

Acute disseminated demyelination, unspecified (G36.9)

Other demyelinating diseases of central nervous system (G37)

Diffuse sclerosis (G37.0)

Central demyelination of corpus callosum (G37.1)

Central pontine myelinolysis (G37.2)

Acute transverse myelitis in demyelinating disease of central nervous system (G37.3)

Subacute necrotizing myelitis (G37.4)

Concentric sclerosis [Baló] (G37.5)

Other specified demyelinating diseases of central nervous system (G37.8)

Demyelinating disease of central nervous system, unspecified (G37.9)

#### **Episodic and paroxysmal disorders (G40-G47)**

Epilepsy (G40)

Localization-related (focal) (partial) idiopathic epilepsy and epileptic syndromes with seizures of localized onset (G40.0)

Localization-related (focal) (partial) symptomatic epilepsy and epileptic syndromes with simple partial seizures (G40.1)

Localization-related (focal) (partial) symptomatic epilepsy and epileptic syndromes with complex partial seizures (G40.2)

Generalized idiopathic epilepsy and epileptic syndromes (G40.3)

Other generalized epilepsy and epileptic syndromes (G40.4)

Special epileptic syndromes (G40.5)

Grand mal seizures, unspecified (with or without petit mal) (G40.6)

Petit mal, unspecified, without grand mal seizures (G40.7)

Other epilepsy (G40.8)

Epilepsy, unspecified (G40.9)

Status epilepticus (G41)

Grand mal status epilepticus (G41.0)

Petit mal status epilepticus (G41.1)

Complex partial status epilepticus (G41.2)

Other status epilepticus (G41.8)

Status epilepticus, unspecified (G41.9)

Migraine (G43)

Migraine without aura [common migraine] (G43.0)

Migraine with aura [classical migraine] (G43.1)

Status migrainosus (G43.2)

Complicated migraine (G43.3)

Other migraine (G43.8)

Migraine, unspecified (G43.9)

Other headache syndromes (G44)

Cluster headache syndrome (G44.0)

Vascular headache, not elsewhere classified (G44.1)

Tension-type headache (G44.2)

Chronic posttraumatic headache (G44.3)

Drug-induced headache, not elsewhere classified (G44.4)

Other specified headache syndromes (G44.8)

Transient cerebral ischemic attacks and related syndromes (G45)



- Vertebro-basilar artery syndrome (G45.0)
- Carotid artery syndrome (hemispheric) (G45.1)
- Multiple and bilateral precerebral artery syndromes (G45.2)
- Amaurosis fugax (G45.3)
- Transient global amnesia (G45.4)
- Other transient cerebral ischemic attacks and related syndromes (G45.8)
- Transient cerebral ischemic attack, unspecified (G45.9)

Sleep disorders (G47)

- Disorders of initiating and maintaining sleep [insomnias] (G47.0)
- Disorders of excessive somnolence [hypersomnias] (G47.1)
- Disorders of the sleep-wake schedule (G47.2)
- Sleep apnea (G47.3)
- Narcolepsy and cataplexy (G47.4)
- Other sleep disorders (G47.8)
- Sleep disorder, unspecified (G47.9)

**Nerve, nerve root and plexus disorders (G50-G58)**

Disorders of trigeminal nerve (G50)

- Trigeminal neuralgia (G50.0)
- Atypical facial pain (G50.1)
- Other disorders of trigeminal nerve (G50.8)
- Disorder of trigeminal nerve, unspecified (G50.9)

Facial nerve disorders (G51)

- Bell's palsy (G51.0)
- Geniculate ganglionitis (G51.1)
- Melkersson's syndrome (G51.2)
- Clonic hemifacial spasm (G51.3)
- Facial myokymia (G51.4)
- Other disorders of facial nerve (G51.8)
- Disorder of facial nerve, unspecified (G51.9)

Disorders of other cranial nerves (G52)

- Disorders of olfactory nerve (G52.0)
- Disorders of glossopharyngeal nerve (G52.1)
- Disorders of vagus nerve (G52.2)
- Disorders of hypoglossal nerve (G52.3)
- Disorders of multiple cranial nerves (G52.7)
- Disorders of other specified cranial nerves (G52.8)
- Cranial nerve disorder, unspecified (G52.9)

Nerve root and plexus disorders (G54)

- Brachial plexus disorders (G54.0)
- Lumbosacral plexus disorders (G54.1)
- Cervical root disorders, not elsewhere classified (G54.2)
- Thoracic root disorders, not elsewhere classified (G54.3)
- Lumbosacral root disorders, not elsewhere classified (G54.4)
- Neuralgic amyotrophy (G54.5)
- Phantom limb syndrome with pain (G54.6)
- Phantom limb syndrome without pain (G54.7)
- Other nerve root and plexus disorders (G54.8)
- Nerve root and plexus disorder, unspecified (G54.9)

Mononeuropathies of upper limb (G56)

- Carpal tunnel syndrome (G56.0)
- Other lesions of median nerve (G56.1)
- Lesion of ulnar nerve (G56.2)
- Lesion of radial nerve (G56.3)
- Causalgia (G56.4)
- Other mononeuropathies of upper limb (G56.8)
- Mononeuropathy of upper limb, unspecified (G56.9)

Mononeuropathies of lower limb (G57)

- Lesion of sciatic nerve (G57.0)
- Meralgia paresthetica (G57.1)
- Lesion of femoral nerve (G57.2)
- Lesion of lateral popliteal nerve (G57.3)
- Lesion of medial popliteal nerve (G57.4)

Tarsal tunnel syndrome (G57.5)  
Lesion of plantar nerve (G57.6)  
Other mononeuropathies of lower limb (G57.8)  
Mononeuropathy of lower limb, unspecified (G57.9)

Other mononeuropathies (G58)  
Intercostal neuropathy (G58.0)  
Mononeuritis multiplex (G58.7)  
Other specified mononeuropathies (G58.8)  
Mononeuropathy, unspecified (G58.9)

**Polyneuropathies and other disorders of the peripheral nervous system (G60-G64)**

Hereditary and idiopathic neuropathy (G60)  
Hereditary motor and sensory neuropathy (G60.0)  
Refsum's disease (G60.1)  
Neuropathy in association with hereditary ataxia (G60.2)  
Idiopathic progressive neuropathy (G60.3)  
Other hereditary and idiopathic neuropathies (G60.8)  
Hereditary and idiopathic neuropathy, unspecified (G60.9)

Inflammatory polyneuropathy (G61)  
Guillain-Barré syndrome (G61.0)  
Serum neuropathy (G61.1)  
Other inflammatory polyneuropathies (G61.8)  
Inflammatory polyneuropathy, unspecified (G61.9)

Other polyneuropathies (G62)  
Drug-induced polyneuropathy (G62.0)  
Alcoholic polyneuropathy (G62.1)  
Polyneuropathy due to other toxic agents (G62.2)  
Other specified polyneuropathies (G62.8)  
Polyneuropathy, unspecified (G62.9)

Other disorders of peripheral nervous system (G64)

**Diseases of myoneural junction and muscle (G70-G72)**

Myasthenia gravis and other myoneural disorders (G70)  
Myasthenia gravis (G70.0)  
Toxic myoneural disorders (G70.1)  
Congenital and developmental myasthenia (G70.2)  
Other specified myoneural disorders (G70.8)  
Myoneural disorder, unspecified (G70.9)

Primary disorders of muscles (G71)  
Muscular dystrophy (G71.0)  
Myotonic disorders (G71.1)  
Congenital myopathies (G71.2)  
Mitochondrial myopathy, not elsewhere classified (G71.3)  
Other primary disorders of muscles (G71.8)  
Primary disorder of muscle, unspecified (G71.9)

Other myopathies (G72)  
Drug-induced myopathy (G72.0)  
Alcoholic myopathy (G72.1)  
Myopathy due to other toxic agents (G72.2)  
Periodic paralysis (G72.3)  
Inflammatory myopathy, not elsewhere classified (G72.4)  
Other specified myopathies (G72.8)  
Myopathy, unspecified (G72.9)

**Cerebral palsy and other paralytic syndromes (G80-G83)**

Infantile cerebral palsy (G80)  
Spastic cerebral palsy (G80.0)  
Spastic diplegia (G80.1)  
Infantile hemiplegia (G80.2)  
Dyskinetic cerebral palsy (G80.3)  
Ataxic cerebral palsy (G80.4)

Other infantile cerebral palsy (G80.8)  
Infantile cerebral palsy, unspecified (G80.9)

Hemiplegia (G81)  
Flaccid hemiplegia (G81.0)  
Spastic hemiplegia (G81.1)  
Hemiplegia, unspecified (G81.9)

Paraplegia and tetraplegia (G82)  
Flaccid paraplegia (G82.0)  
Spastic paraplegia (G82.1)  
Paraplegia, unspecified (G82.2)  
Flaccid tetraplegia (G82.3)  
Spastic tetraplegia (G82.4)  
Tetraplegia, unspecified (G82.5)

Other paralytic syndromes (G83)  
Diplegia of upper limbs (G83.0)  
Monoplegia of lower limb (G83.1)  
Monoplegia of upper limb (G83.2)  
Monoplegia, unspecified (G83.3)  
Cauda equina syndrome (G83.4)  
Other specified paralytic syndromes (G83.8)  
Paralytic syndrome, unspecified (G83.9)

#### **Other disorders of the nervous system (G90-G98)**

Disorders of autonomic nervous system (G90)  
Idiopathic peripheral autonomic neuropathy (G90.0)  
Familial dysautonomia [Riley-Day] (G90.1)  
Horner's syndrome (G90.2)  
Multisystem degeneration (G90.3)  
Other disorders of autonomic nervous system (G90.8)  
Disorder of autonomic nervous system, unspecified (G90.9)

Hydrocephalus (G91)  
Communicating hydrocephalus (G91.0)  
Obstructive hydrocephalus (G91.1)  
Normal-pressure hydrocephalus (G91.2)  
Posttraumatic hydrocephalus, unspecified (G91.3)  
Other hydrocephalus (G91.8)  
Hydrocephalus, unspecified (G91.9)

Toxic encephalopathy (G92)

Other disorders of brain (G93)  
Cerebral cysts (G93.0)  
Anoxic brain damage, not elsewhere classified (G93.1)  
Benign intracranial hypertension (G93.2)  
Postviral fatigue syndrome (G93.3)  
Encephalopathy, unspecified (G93.4)  
Compression of brain (G93.5)  
Cerebral edema (G93.6)  
Reye's syndrome (G93.7)  
Other specified disorders of brain (G93.8)  
Disorder of brain, unspecified (G93.9)

Other diseases of spinal cord (G95)  
Syringomyelia and syringobulbia (G95.0)  
Vascular myelopathies (G95.1)  
Cord compression, unspecified (G95.2)  
Other specified diseases of spinal cord (G95.8)  
Disease of spinal cord, unspecified (G95.9)

Other disorders of central nervous system (G96)  
Cerebrospinal fluid leak (G96.0)  
Disorders of meninges, not elsewhere classified (G96.1)  
Other specified disorders of central nervous system (G96.8)  
Disorder of central nervous system, unspecified (G96.9)

Postprocedural disorders of nervous system, not elsewhere classified (G97)  
Cerebrospinal fluid leak from spinal puncture (G97.0)  
Other reaction to spinal and lumbar puncture (G97.1)  
Intracranial hypotension following ventricular shunting (G97.2)  
Other postprocedural disorders of nervous system (G97.8)  
Postprocedural disorder of nervous system, unspecified (G97.9)

Other disorders of nervous system, not elsewhere classified (G98)

## **VII. Diseases of the eye and adnexa (H00-H57)**

### **Disorders of eyelid, lacrimal system and orbit (H00-H05)**

Hordeolum and chalazion (H00)  
Hordeolum and other deep inflammation of eyelid (H00.0)  
Chalazion (H00.1)

Other inflammation of eyelid (H01)  
Blepharitis (H01.0)  
Noninfectious dermatoses of eyelid (H01.1)  
Other specified inflammation of eyelid (H01.8)  
Inflammation of eyelid, unspecified (H01.9)

Other disorders of eyelid (H02)  
Entropion and trichiasis of eyelid (H02.0)  
Ectropion of eyelid (H02.1)  
Lagophthalmos (H02.2)  
Blepharochalasis (H02.3)  
Ptosis of eyelid (H02.4)  
Other disorders affecting eyelid function (H02.5)  
Xanthelasma of eyelid (H02.6)  
Other degenerative disorders of eyelid and periocular area (H02.7)  
Other specified disorders of eyelid (H02.8)  
Disorder of eyelid, unspecified (H02.9)

Disorders of lacrimal system (H04)  
Dacryoadenitis (H04.0)  
Other disorders of lacrimal gland (H04.1)  
Epiphora (H04.2)  
Acute and unspecified inflammation of lacrimal passages (H04.3)  
Chronic inflammation of lacrimal passages (H04.4)  
Stenosis and insufficiency of lacrimal passages (H04.5)  
Other changes in lacrimal passages (H04.6)  
Other disorders of lacrimal system (H04.8)  
Disorder of lacrimal system, unspecified (H04.9)

Disorders of orbit (H05)  
Acute inflammation of orbit (H05.0)  
Chronic inflammatory disorders of orbit (H05.1)  
Exophthalmic conditions (H05.2)  
Deformity of orbit (H05.3)  
Enophthalmos (H05.4)  
Retained (old) foreign body following penetrating wound of orbit (H05.5)  
Other disorders of orbit (H05.8)  
Disorder of orbit, unspecified (H05.9)

### **Disorders of conjunctiva (H10-H11)**

Conjunctivitis (H10)  
Mucopurulent conjunctivitis (H10.0)  
Acute atopic conjunctivitis (H10.1)  
Other acute conjunctivitis (H10.2)  
Acute conjunctivitis, unspecified (H10.3)  
Chronic conjunctivitis (H10.4)  
Blepharoconjunctivitis (H10.5)  
Other conjunctivitis (H10.8)  
Conjunctivitis, unspecified (H10.9)

Other disorders of conjunctiva (H11)  
Pterygium (H11.0)

- Conjunctival degenerations and deposits (H11.1)
- Conjunctival scars (H11.2)
- Conjunctival hemorrhage (H11.3)
- Other conjunctival vascular disorders and cysts (H11.4)
- Other specified disorders of conjunctiva (H11.8)
- Disorder of conjunctiva, unspecified (H11.9)

**Disorders of sclera, cornea, iris and ciliary body (H15-H21)**

Disorders of sclera (H15)

- Scleritis (H15.0)
- Episcleritis (H15.1)
- Other disorders of sclera (H15.8)
- Disorder of sclera, unspecified (H15.9)

Keratitis (H16)

- Corneal ulcer (H16.0)
- Other superficial keratitis without conjunctivitis (H16.1)
- Keratoconjunctivitis (H16.2)
- Interstitial and deep keratitis (H16.3)
- Corneal neovascularization (H16.4)
- Other keratitis (H16.8)
- Keratitis, unspecified (H16.9)

Corneal scars and opacities (H17)

- Adherent leukoma (H17.0)
- Other central corneal opacity (H17.1)
- Other corneal scars and opacities (H17.8)
- Corneal scar and opacity, unspecified (H17.9)

Other disorders of cornea (H18)

- Corneal pigmentations and deposits (H18.0)
- Bullous keratopathy (H18.1)
- Other corneal edema (H18.2)
- Changes in corneal membranes (H18.3)
- Corneal degeneration (H18.4)
- Hereditary corneal dystrophies (H18.5)
- Keratoconus (H18.6)
- Other corneal deformities (H18.7)
- Other specified disorders of cornea (H18.8)
- Disorder of cornea, unspecified (H18.9)

Iridocyclitis (H20)

- Acute and subacute iridocyclitis (H20.0)
- Chronic iridocyclitis (H20.1)
- Lens-induced iridocyclitis (H20.2)
- Other iridocyclitis (H20.8)
- Iridocyclitis, unspecified (H20.9)

Other disorders of iris and ciliary body (H21)

- Hyphema (H21.0)
- Other vascular disorders of iris and ciliary body (H21.1)
- Degeneration of iris and ciliary body (H21.2)
- Cyst of iris, ciliary body, and anterior chamber (H21.3)
- Pupillary membranes (H21.4)
- Other adhesions and disruptions of iris and ciliary body (H21.5)
- Other specified disorders of iris and ciliary body (H21.8)
- Disorder of iris and ciliary body, unspecified (H21.9)

**Disorders of lens (H25-H27)**

Senile cataract (H25)

- Senile incipient cataract (H25.0)
- Senile nuclear cataract (H25.1)
- Senile cataract, morgagnian type (H25.2)
- Other senile cataract (H25.8)
- Senile cataract, unspecified (H25.9)

Other cataract (H26)

- Infantile, juvenile, and presenile cataract (H26.0)

- Traumatic cataract (H26.1)
- Complicated cataract (H26.2)
- Drug-induced cataract (H26.3)
- After-cataract (H26.4)
- Other specified cataract (H26.8)
- Cataract, unspecified (H26.9)

- Other disorders of lens (H27)
  - Aphakia (H27.0)
  - Dislocation of lens (H27.1)
  - Other specified disorders of lens (H27.8)
  - Disorder of lens, unspecified (H27.9)

#### **Disorders of choroid and retina (H30-H35)**

- Chorioretinal inflammation (H30)
  - Focal chorioretinal inflammation (H30.0)
  - Disseminated chorioretinal inflammation (H30.1)
  - Posterior cyclitis (H30.2)
  - Other chorioretinal inflammations (H30.8)
  - Chorioretinal inflammation, unspecified (H30.9)

- Other disorders of choroid (H31)
  - Chorioretinal scars (H31.0)
  - Choroidal degeneration (H31.1)
  - Hereditary choroidal dystrophy (H31.2)
  - Choroidal hemorrhage and rupture (H31.3)
  - Choroidal detachment (H31.4)
  - Other specified disorders of choroid (H31.8)
  - Disorder of choroid, unspecified (H31.9)

- Retinal detachments and breaks (H33)
  - Retinal detachment with retinal break (H33.0)
  - Retinoschisis and retinal cysts (H33.1)
  - Serous retinal detachment (H33.2)
  - Retinal breaks without detachment (H33.3)
  - Traction detachment of retina (H33.4)
  - Other retinal detachments (H33.5)

- Retinal vascular occlusions (H34)
  - Transient retinal artery occlusion (H34.0)
  - Central retinal artery occlusion (H34.1)
  - Other retinal artery occlusions (H34.2)
  - Other retinal vascular occlusions (H34.8)
  - Retinal vascular occlusion, unspecified (H34.9)

- Other retinal disorders (H35)
  - Background retinopathy and retinal vascular changes (H35.0)
  - Retinopathy of prematurity (H35.1)
  - Other proliferative retinopathy (H35.2)
  - Degeneration of macula and posterior pole (H35.3)
  - Peripheral retinal degeneration (H35.4)
  - Hereditary retinal dystrophy (H35.5)
  - Retinal hemorrhage (H35.6)
  - Separation of retinal layers (H35.7)
  - Other specified retinal disorders (H35.8)
  - Retinal disorder, unspecified (H35.9)

#### **Glaucoma (H40)**

- Glaucoma (H40)
  - Glaucoma suspect (H40.0)
  - Primary open-angle glaucoma (H40.1)
  - Primary angle-closure glaucoma (H40.2)
  - Glaucoma secondary to eye trauma (H40.3)
  - Glaucoma secondary to eye inflammation (H40.4)
  - Glaucoma secondary to other eye disorders (H40.5)
  - Glaucoma secondary to drugs (H40.6)
  - Other glaucoma (H40.8)
  - Glaucoma, unspecified (H40.9)

### **Disorders of vitreous body and globe (H43-H44)**

#### Disorders of vitreous body (H43)

- Vitreous prolapse (H43.0)
- Vitreous hemorrhage (H43.1)
- Crystalline deposits in vitreous body (H43.2)
- Other vitreous opacities (H43.3)
- Other disorders of vitreous body (H43.8)
- Disorder of vitreous body, unspecified (H43.9)

#### Disorders of globe (H44)

- Purulent endophthalmitis (H44.0)
- Other endophthalmitis (H44.1)
- Degenerative myopia (H44.2)
- Other degenerative disorders of globe (H44.3)
- Hypotony of eye (H44.4)
- Degenerated conditions of globe (H44.5)
- Retained (old) intraocular foreign body, magnetic (H44.6)
- Retained (old) intraocular foreign body, nonmagnetic (H44.7)
- Other disorders of globe (H44.8)
- Disorder of globe, unspecified (H44.9)

### **Disorders of optic nerve and visual pathways (H46-H47)**

#### Optic neuritis (H46)

#### Other disorders of optic [second] nerve and visual pathways (H47)

- Disorders of optic nerve, not elsewhere classified (H47.0)
- Papilledema, unspecified (H47.1)
- Optic atrophy (H47.2)
- Other disorders of optic disc (H47.3)
- Disorders of optic chiasm (H47.4)
- Disorders of other visual pathways (H47.5)
- Disorders of visual cortex (H47.6)
- Disorder of visual pathways, unspecified (H47.7)

### **Disorders of ocular muscles, binocular movement, accommodation and refraction (H49-H52)**

#### Paralytic strabismus (H49)

- Third [oculomotor] nerve palsy (H49.0)
- Fourth [trochlear] nerve palsy (H49.1)
- Sixth [abducent] nerve palsy (H49.2)
- Total (external) ophthalmoplegia (H49.3)
- Progressive external ophthalmoplegia (H49.4)
- Other paralytic strabismus (H49.8)
- Paralytic strabismus, unspecified (H49.9)

#### Other strabismus (H50)

- Convergent concomitant strabismus (H50.0)
- Divergent concomitant strabismus (H50.1)
- Vertical strabismus (H50.2)
- Intermittent heterotropia (H50.3)
- Other and unspecified heterotropia (H50.4)
- Heterophoria (H50.5)
- Mechanical strabismus (H50.6)
- Other specified strabismus (H50.8)
- Strabismus, unspecified (H50.9)

#### Other disorders of binocular movement (H51)

- Palsy of conjugate gaze (H51.0)
- Convergence insufficiency and excess (H51.1)
- Internuclear ophthalmoplegia (H51.2)
- Other specified disorders of binocular movement (H51.8)
- Disorder of binocular movement, unspecified (H51.9)

#### Disorders of refraction and accommodation (H52)

- Hypermetropia (H52.0)
- Myopia (H52.1)
- Astigmatism (H52.2)

Anisometropia and aniseikonia (H52.3)  
Presbyopia (H52.4)  
Disorders of accommodation (H52.5)  
Other disorders of refraction (H52.6)  
Disorder of refraction, unspecified (H52.7)

**Visual disturbances and blindness (H53-H54)**

Visual disturbances (H53)  
Amblyopia ex anopsia (H53.0)  
Subjective visual disturbances (H53.1)  
Diplopia (H53.2)  
Other disorders of binocular vision (H53.3)  
Visual field defects (H53.4)  
Color vision deficiencies (H53.5)  
Night blindness (H53.6)  
Other visual disturbances (H53.8)  
Visual disturbance, unspecified (H53.9)

Blindness and low vision (H54)  
Blindness, both eyes (H54.0)  
Blindness, one eye, low vision, other eye (H54.1)  
Low vision, both eyes (H54.2)  
Unqualified visual loss, both eyes (H54.3)  
Blindness, one eye (H54.4)  
Low vision, one eye (H54.5)  
Unqualified visual loss, one eye (H54.6)  
Unspecified visual loss (H54.7)

**Other disorders of eye and adnexa (H55-H59)**

Nystagmus and other irregular eye movements (H55)  
  
Other disorders of eye and adnexa (H57)  
Anomalies of pupillary function (H57.0)  
Ocular pain (H57.1)  
Other specified disorders of eye and adnexa (H57.8)  
Disorder of eye and adnexa, unspecified (H57.9)  
  
Postprocedural disorders of eye and adnexa, not elsewhere classified (H59)  
Vitreous syndrome following cataract surgery (H59.0)  
Other postprocedural disorders of eye and adnexa (H59.8)  
Postprocedural disorder of eye and adnexa, unspecified (H59.9)

**VIII. Diseases of the ear and mastoid process (H60-H93)**

**Diseases of external ear (H60-H61)**

Otitis externa (H60)  
Abscess of external ear (H60.0)  
Cellulitis of external ear (H60.1)  
Malignant otitis externa (H60.2)  
Other infective otitis externa (H60.3)  
Cholesteatoma of external ear (H60.4)  
Acute otitis externa, noninfective (H60.5)  
Other otitis externa (H60.8)  
Otitis externa, unspecified (H60.9)  
  
Other disorders of external ear (H61)  
Perichondritis of external ear (H61.0)  
Noninfective disorders of pinna (H61.1)  
Impacted cerumen (H61.2)  
Acquired stenosis of external ear canal (H61.3)  
Other specified disorders of external ear (H61.8)  
Disorder of external ear, unspecified (H61.9)

**Diseases of middle ear and mastoid (H65-H74)**

Nonsuppurative otitis media (H65)  
Acute serous otitis media (H65.0)



Other acute nonsuppurative otitis media (H65.1)  
 Chronic serous otitis media (H65.2)  
 Chronic mucoid otitis media (H65.3)  
 Other chronic nonsuppurative otitis media (H65.4)  
 Nonsuppurative otitis media, unspecified (H65.9)

Suppurative and unspecified otitis media (H66)  
 Acute suppurative otitis media (H66.0)  
 Chronic tubotympanic suppurative otitis media (H66.1)  
 Chronic atticofacial suppurative otitis media (H66.2)  
 Other chronic suppurative otitis media (H66.3)  
 Suppurative otitis media, unspecified (H66.4)  
 Otitis media, unspecified (H66.9)

Eustachian salpingitis and obstruction (H68)  
 Eustachian salpingitis (H68.0)  
 Obstruction of Eustachian tube (H68.1)

Other disorders of Eustachian tube (H69)  
 Patulous Eustachian tube (H69.0)  
 Other specified disorders of Eustachian tube (H69.8)  
 Eustachian tube disorder, unspecified (H69.9)

Mastoiditis and related conditions (H70)  
 Acute mastoiditis (H70.0)  
 Chronic mastoiditis (H70.1)  
 Petrositis (H70.2)  
 Other mastoiditis and related conditions (H70.8)  
 Mastoiditis, unspecified (H70.9)

Cholesteatoma of middle ear (H71)

Perforation of tympanic membrane (H72)  
 Central perforation of tympanic membrane (H72.0)  
 Attic perforation of tympanic membrane (H72.1)  
 Other marginal perforations of tympanic membrane (H72.2)  
 Other perforations of tympanic membrane (H72.8)  
 Perforation of tympanic membrane, unspecified (H72.9)

Other disorders of tympanic membrane (H73)  
 Acute myringitis (H73.0)  
 Chronic myringitis (H73.1)  
 Other specified disorders of tympanic membrane (H73.8)  
 Disorder of tympanic membrane, unspecified (H73.9)

Other disorders of middle ear and mastoid (H74)  
 Tympanosclerosis (H74.0)  
 Adhesive middle ear disease (H74.1)  
 Discontinuity and dislocation of ear ossicles (H74.2)  
 Other acquired abnormalities of ear ossicles (H74.3)  
 Polyp of middle ear (H74.4)  
 Other specified disorders of middle ear and mastoid (H74.8)  
 Disorder of middle ear and mastoid, unspecified (H74.9)

**Diseases of inner ear (H80-H83)**

Otosclerosis (H80)  
 Otosclerosis involving oval window, nonobliterative (H80.0)  
 Otosclerosis involving oval window, obliterative (H80.1)  
 Cochlear otosclerosis (H80.2)  
 Other otosclerosis (H80.8)  
 Otosclerosis, unspecified (H80.9)

Disorders of vestibular function (H81)  
 Ménière's disease (H81.0)  
 Benign paroxysmal vertigo (H81.1)  
 Vestibular neuronitis (H81.2)  
 Other peripheral vertigo (H81.3)  
 Vertigo of central origin (H81.4)  
 Other disorders of vestibular function (H81.8)

Disorder of vestibular function, unspecified (H81.9)

Other diseases of inner ear (H83)

- Labyrinthitis (H83.0)
- Labyrinthine fistula (H83.1)
- Labyrinthine dysfunction (H83.2)
- Noise effects on inner ear (H83.3)
- Other specified diseases of inner ear (H83.8)
- Disease of inner ear, unspecified (H83.9)

**Other disorders of ear (H90-H95)**

Conductive and sensorineural hearing loss (H90)

- Conductive hearing loss, bilateral (H90.0)
- Conductive hearing loss, unilateral with unrestricted hearing on the contralateral side (H90.1)
- Conductive hearing loss, unspecified (H90.2)
- Sensorineural hearing loss, bilateral (H90.3)
- Sensorineural hearing loss, unilateral with unrestricted hearing on the contralateral side (H90.4)
- Sensorineural hearing loss, unspecified (H90.5)
- Mixed conductive and sensorineural hearing loss, bilateral (H90.6)
- Mixed conductive and sensorineural hearing loss, unilateral with unrestricted hearing on the contralateral side (H90.7)
- Mixed conductive and sensorineural hearing loss, unspecified (H90.8)

Other hearing loss (H91)

- Ototoxic hearing loss (H91.0)
- Presbycusis (H91.1)
- Sudden idiopathic hearing loss (H91.2)
- Deaf mutism, not elsewhere classified (H91.3)
- Other specified hearing loss (H91.8)
- Hearing loss, unspecified (H91.9)

Otalgia and effusion of ear (H92)

- Otalgia (H92.0)
- Otorrhea (H92.1)
- Otorrhagia (H92.2)

Other disorders of ear, not elsewhere classified (H93)

- Degenerative and vascular disorders of ear (H93.0)
- Tinnitus (H93.1)
- Other abnormal auditory perceptions (H93.2)
- Disorders of acoustic nerve (H93.3)
- Other specified disorders of ear (H93.8)
- Disorder of ear, unspecified (H93.9)

Postprocedural disorders of ear and mastoid process, not elsewhere classified (H95)

- Recurrent cholesteatoma of postmastoidectomy cavity (H95.0)
- Other disorders following mastoidectomy (H95.1)
- Other postprocedural disorders of ear and mastoid process (H95.8)
- Postprocedural disorder of ear and mastoid process, unspecified (H95.9)

**IX. Diseases of the circulatory system (I00-I99)**

**Acute rheumatic fever (I00-I02)**

Rheumatic fever without mention of heart involvement (I00)

Rheumatic fever with heart involvement (I01)

- Acute rheumatic pericarditis (I01.0)
- Acute rheumatic endocarditis (I01.1)
- Acute rheumatic myocarditis (I01.2)
- Other acute rheumatic heart disease (I01.8)
- Acute rheumatic heart disease, unspecified (I01.9)

Rheumatic chorea (I02)

- Rheumatic chorea with heart involvement (I02.0)
- Rheumatic chorea without heart involvement (I02.9)

**Chronic rheumatic heart diseases (I05-I09)**

Rheumatic mitral valve diseases (I05)  
Mitral stenosis (I05.0)  
Rheumatic mitral insufficiency (I05.1)  
Mitral stenosis with insufficiency (I05.2)  
Other mitral valve diseases (I05.8)  
Mitral valve disease, unspecified (I05.9)

Rheumatic aortic valve diseases (I06)  
Rheumatic aortic stenosis (I06.0)  
Rheumatic aortic insufficiency (I06.1)  
Rheumatic aortic stenosis with insufficiency (I06.2)  
Other rheumatic aortic valve diseases (I06.8)  
Rheumatic aortic valve disease, unspecified (I06.9)

Rheumatic tricuspid valve diseases (I07)  
Tricuspid stenosis (I07.0)  
Tricuspid insufficiency (I07.1)  
Tricuspid stenosis with insufficiency (I07.2)  
Other tricuspid valve diseases (I07.8)  
Tricuspid valve disease, unspecified (I07.9)

Multiple valve diseases (I08)  
Disorders of both mitral and aortic valves (I08.0)  
Disorders of both mitral and tricuspid valves (I08.1)  
Disorders of both aortic and tricuspid valves (I08.2)  
Combined disorders of mitral, aortic, and tricuspid valves (I08.3)  
Other multiple valve diseases (I08.8)  
Multiple valve disease, unspecified (I08.9)

Other rheumatic heart diseases (I09)  
Rheumatic myocarditis (I09.0)  
Rheumatic diseases of endocardium, valve unspecified (I09.1)  
Chronic rheumatic pericarditis (I09.2)  
Other specified rheumatic heart diseases (I09.8)  
Rheumatic heart disease, unspecified (I09.9)

#### **Hypertensive diseases (I10-I13)**

Essential (primary) hypertension (I10)

Hypertensive heart disease (I11)  
Hypertensive heart disease with (congestive) heart failure (I11.0)  
Hypertensive heart disease without (congestive) heart failure (I11.9)

Hypertensive renal disease (I12)  
Hypertensive renal disease with renal failure (I12.0)  
Hypertensive renal disease without renal failure (I12.9)

Hypertensive heart and renal disease (I13)  
Hypertensive heart and renal disease with (congestive) heart failure (I13.0)  
Hypertensive heart and renal disease with renal failure (I13.1)  
Hypertensive heart and renal disease with both (congestive) heart failure and renal failure (I13.2)  
Hypertensive heart and renal disease, unspecified (I13.9)

#### **Ischemic heart diseases (I20-I25)**

Angina pectoris (I20)  
Unstable angina (I20.0)  
Angina pectoris with documented spasm (I20.1)  
Other forms of angina pectoris (I20.8)  
Angina pectoris, unspecified (I20.9)

Acute myocardial infarction (I21)  
Acute transmural myocardial infarction of anterior wall (I21.0)  
Acute transmural myocardial infarction of inferior wall (I21.1)  
Acute transmural myocardial infarction of other sites (I21.2)  
Acute transmural myocardial infarction of unspecified site (I21.3)  
Acute subendocardial myocardial infarction (I21.4)

Acute myocardial infarction, unspecified (I21.9)

Subsequent myocardial infarction (I22)

Subsequent myocardial infarction of anterior wall (I22.0)

Subsequent myocardial infarction of inferior wall (I22.1)

Subsequent myocardial infarction of other sites (I22.8)

Subsequent myocardial infarction of unspecified site (I22.9)

Other acute ischemic heart diseases (I24)

Dressler's syndrome (I24.1)

Other forms of acute ischemic heart disease (I24.8)

Acute ischemic heart disease, unspecified (I24.9)

Chronic ischemic heart disease (I25)

Atherosclerotic cardiovascular disease, so described (I25.0)

Atherosclerotic heart disease (I25.1)

Old myocardial infarction (I25.2)

Aneurysm of heart (I25.3)

Coronary artery aneurysm (I25.4)

Ischemic cardiomyopathy (I25.5)

Silent myocardial ischemia (I25.6)

Other forms of chronic ischemic heart disease (I25.8)

Chronic ischemic heart disease, unspecified (I25.9)

### **Pulmonary heart disease and diseases of pulmonary circulation (I26-I28)**

Pulmonary embolism (I26)

Pulmonary embolism with mention of acute cor pulmonale (I26.0)

Pulmonary embolism without mention of acute cor pulmonale (I26.9)

Other pulmonary heart diseases (I27)

Primary pulmonary hypertension (I27.0)

Kyphoscoliotic heart disease (I27.1)

Other specified pulmonary heart diseases (I27.8)

Pulmonary heart disease, unspecified (I27.9)

Other diseases of pulmonary vessels (I28)

Arteriovenous fistula of pulmonary vessels (I28.0)

Aneurysm of pulmonary artery (I28.1)

Other specified diseases of pulmonary vessels (I28.8)

Disease of pulmonary vessels, unspecified (I28.9)

### **Other forms of heart disease (I30-I51)**

Acute pericarditis (I30)

Acute nonspecific idiopathic pericarditis (I30.0)

Infective pericarditis (I30.1)

Other forms of acute pericarditis (I30.8)

Acute pericarditis, unspecified (I30.9)

Other diseases of pericardium (I31)

Chronic adhesive pericarditis (I31.0)

Chronic constrictive pericarditis (I31.1)

Hemopericardium, not elsewhere classified (I31.2)

Pericardial effusion (noninflammatory) (I31.3)

Other specified diseases of pericardium (I31.8)

Disease of pericardium, unspecified (I31.9)

Acute and subacute endocarditis (I33)

Acute and subacute infective endocarditis (I33.0)

Acute endocarditis, unspecified (I33.9)

Nonrheumatic mitral valve disorders (I34)

Mitral (valve) insufficiency (I34.0)

Mitral (valve) prolapse (I34.1)

Nonrheumatic mitral (valve) stenosis (I34.2)

Other nonrheumatic mitral valve disorders (I34.8)

Nonrheumatic mitral valve disorder, unspecified (I34.9)

Nonrheumatic aortic valve disorders (I35)

- Aortic (valve) stenosis (I35.0)
- Aortic (valve) insufficiency (I35.1)
- Aortic (valve) stenosis with insufficiency (I35.2)
- Other aortic valve disorders (I35.8)
- Aortic valve disorder, unspecified (I35.9)

- Nonrheumatic tricuspid valve disorders (I36)
  - Nonrheumatic tricuspid (valve) stenosis (I36.0)
  - Nonrheumatic tricuspid (valve) insufficiency (I36.1)
  - Nonrheumatic tricuspid (valve) stenosis with insufficiency (I36.2)
  - Other nonrheumatic tricuspid valve disorders (I36.8)
  - Nonrheumatic tricuspid valve disorder, unspecified (I36.9)

- Pulmonary valve disorders (I37)
  - Pulmonary valve stenosis (I37.0)
  - Pulmonary valve insufficiency (I37.1)
  - Pulmonary valve stenosis with insufficiency (I37.2)
  - Other pulmonary valve disorders (I37.8)
  - Pulmonary valve disorder, unspecified (I37.9)

- Endocarditis, valve unspecified (I38)

- Acute myocarditis (I40)
  - Infective myocarditis (I40.0)
  - Isolated myocarditis (I40.1)
  - Other acute myocarditis (I40.8)
  - Acute myocarditis, unspecified (I40.9)

- Cardiomyopathy (I42)
  - Dilated cardiomyopathy (I42.0)
  - Obstructive hypertrophic cardiomyopathy (I42.1)
  - Other hypertrophic cardiomyopathy (I42.2)
  - Endomyocardial (eosinophilic) disease (I42.3)
  - Endocardial fibroelastosis (I42.4)
  - Other restrictive cardiomyopathy (I42.5)
  - Alcoholic cardiomyopathy (I42.6)
  - Cardiomyopathy due to drugs and other external agents (I42.7)
  - Other cardiomyopathies (I42.8)
  - Cardiomyopathy, unspecified (I42.9)

- Atrioventricular and left bundle-branch block (I44)
  - Atrioventricular block, first degree (I44.0)
  - Atrioventricular block, second degree (I44.1)
  - Atrioventricular block, complete (I44.2)
  - Other and unspecified atrioventricular block (I44.3)
  - Left anterior fascicular block (I44.4)
  - Left posterior fascicular block (I44.5)
  - Other and unspecified fascicular block (I44.6)
  - Left bundle-branch block, unspecified (I44.7)

- Other conduction disorders (I45)
  - Right fascicular block (I45.0)
  - Other and unspecified right bundle-branch block (I45.1)
  - Bifascicular block (I45.2)
  - Trifascicular block (I45.3)
  - Nonspecific intraventricular block (I45.4)
  - Other specified heart block (I45.5)
  - Preexcitation syndrome (I45.6)
  - Other specified conduction disorders (I45.8)
  - Conduction disorder, unspecified (I45.9)

- Cardiac arrest (I46)
  - Cardiac arrest with successful resuscitation (I46.0)
  - Sudden cardiac death, so described (I46.1)
  - Cardiac arrest, unspecified (I46.9)

- Paroxysmal tachycardia (I47)
  - Reentry ventricular arrhythmia (I47.0)
  - Supraventricular tachycardia (I47.1)
  - Ventricular tachycardia (I47.2)

Paroxysmal tachycardia, unspecified (I47.9)

Atrial fibrillation and flutter (I48)

Other cardiac arrhythmias (I49)

Ventricular fibrillation and flutter (I49.0)

Atrial premature depolarization (I49.1)

Junctional premature depolarization (I49.2)

Ventricular premature depolarization (I49.3)

Other and unspecified premature depolarization (I49.4)

Sick sinus syndrome (I49.5)

Other specified cardiac arrhythmias (I49.8)

Cardiac arrhythmia, unspecified (I49.9)

Heart failure (I50)

Congestive heart failure (I50.0)

Left ventricular failure (I50.1)

Heart failure, unspecified (I50.9)

Complications and ill-defined descriptions of heart disease (I51)

Cardiac septal defect, acquired (I51.0)

Rupture of chordae tendineae, not elsewhere classified (I51.1)

Rupture of papillary muscle, not elsewhere classified (I51.2)

Intracardiac thrombosis, not elsewhere classified (I51.3)

Myocarditis, unspecified (I51.4)

Myocardial degeneration (I51.5)

Cardiovascular disease, unspecified (I51.6)

Cardiomegaly (I51.7)

Other ill-defined heart diseases (I51.8)

Heart disease, unspecified (I51.9)

### **Cerebrovascular diseases (I60-I69)**

Subarachnoid hemorrhage (I60)

Subarachnoid hemorrhage from carotid siphon and bifurcation (I60.0)

Subarachnoid hemorrhage from middle cerebral artery (I60.1)

Subarachnoid hemorrhage from anterior communicating artery (I60.2)

Subarachnoid hemorrhage from posterior communicating artery (I60.3)

Subarachnoid hemorrhage from basilar artery (I60.4)

Subarachnoid hemorrhage from vertebral artery (I60.5)

Subarachnoid hemorrhage from other intracranial arteries (I60.6)

Subarachnoid hemorrhage from intracranial artery, unspecified (I60.7)

Other subarachnoid hemorrhage (I60.8)

Subarachnoid hemorrhage, unspecified (I60.9)

Intracerebral hemorrhage (I61)

Intracerebral hemorrhage in hemisphere, subcortical (I61.0)

Intracerebral hemorrhage in hemisphere, cortical (I61.1)

Intracerebral hemorrhage in hemisphere, unspecified (I61.2)

Intracerebral hemorrhage in brain stem (I61.3)

Intracerebral hemorrhage in cerebellum (I61.4)

Intracerebral hemorrhage, intraventricular (I61.5)

Intracerebral hemorrhage, multiple localized (I61.6)

Other intracerebral hemorrhage (I61.8)

Intracerebral hemorrhage, unspecified (I61.9)

Other nontraumatic intracranial hemorrhage (I62)

Subdural hemorrhage (acute) (nontraumatic) (I62.0)

Nontraumatic extradural hemorrhage (I62.1)

Intracranial hemorrhage (nontraumatic), unspecified (I62.9)

Cerebral infarction (I63)

Cerebral infarction due to thrombosis of precerebral arteries (I63.0)

Cerebral infarction due to embolism of precerebral arteries (I63.1)

Cerebral infarction due to unspecified occlusion or stenosis of precerebral arteries (I63.2)

Cerebral infarction due to thrombosis of cerebral arteries (I63.3)

Cerebral infarction due to embolism of cerebral arteries (I63.4)

Cerebral infarction due to unspecified occlusion or stenosis of cerebral arteries (I63.5)

Cerebral infarction due to cerebral venous thrombosis, nonpyogenic (I63.6)

Other cerebral infarction (I63.8)

Cerebral infarction, unspecified (I63.9)

Stroke, not specified as hemorrhage or infarction (I64)

Other cerebrovascular diseases (I67)

Dissection of cerebral arteries, nonruptured (I67.0)

Cerebral aneurysm, nonruptured (I67.1)

Cerebral atherosclerosis (I67.2)

Progressive vascular leukoencephalopathy (I67.3)

Hypertensive encephalopathy (I67.4)

Moyamoya disease (I67.5)

Nonpyogenic thrombosis of intracranial venous system (I67.6)

Cerebral arteritis, not elsewhere classified (I67.7)

Other specified cerebrovascular diseases (I67.8)

Cerebrovascular disease, unspecified (I67.9)

Sequelae of cerebrovascular disease (I69)

Sequelae of subarachnoid hemorrhage (I69.0)

Sequelae of intracerebral hemorrhage (I69.1)

Sequelae of other nontraumatic intracranial hemorrhage (I69.2)

Sequelae of cerebral infarction (I69.3)

Sequelae of stroke, not specified as hemorrhage or infarction (I69.4)

Sequelae of other and unspecified cerebrovascular diseases (I69.8)

### **Diseases of arteries, arterioles and capillaries (I70-I78)**

Atherosclerosis (I70)

Atherosclerosis of aorta (I70.0)

Atherosclerosis of renal artery (I70.1)

Atherosclerosis of arteries of the extremities (I70.2)

Atherosclerosis of other arteries (I70.8)

Generalized and unspecified atherosclerosis (I70.9)

Aortic aneurysm and dissection (I71)

Dissection of aorta [any part] (I71.0)

Thoracic aortic aneurysm, ruptured (I71.1)

Thoracic aortic aneurysm, without mention of rupture (I71.2)

Abdominal aortic aneurysm, ruptured (I71.3)

Abdominal aortic aneurysm, without mention of rupture (I71.4)

Thoracoabdominal aortic aneurysm, ruptured (I71.5)

Thoracoabdominal aortic aneurysm, without mention of rupture (I71.6)

Aortic aneurysm of unspecified site, ruptured (I71.8)

Aortic aneurysm of unspecified site, without mention of rupture (I71.9)

Other aneurysm (I72)

Aneurysm of carotid artery (I72.0)

Aneurysm of artery of upper extremity (I72.1)

Aneurysm of renal artery (I72.2)

Aneurysm of iliac artery (I72.3)

Aneurysm of artery of lower extremity (I72.4)

Aneurysm of other specified arteries (I72.8)

Aneurysm of unspecified site (I72.9)

Other peripheral vascular diseases (I73)

Raynaud's syndrome (I73.0)

Thromboangiitis obliterans [Buerger] (I73.1)

Other specified peripheral vascular diseases (I73.8)

Peripheral vascular disease, unspecified (I73.9)

Arterial embolism and thrombosis (I74)

Embolism and thrombosis of abdominal aorta (I74.0)

Embolism and thrombosis of other and unspecified parts of aorta (I74.1)

Embolism and thrombosis of arteries of the upper extremities (I74.2)

Embolism and thrombosis of arteries of the lower extremities (I74.3)

Embolism and thrombosis of arteries of extremities, unspecified (I74.4)

Embolism and thrombosis of iliac artery (I74.5)

Embolism and thrombosis of other arteries (I74.8)

Embolism and thrombosis of unspecified artery (I74.9)

Other disorders of arteries and arterioles (I77)

- Arteriovenous fistula, acquired (I77.0)
- Stricture of artery (I77.1)
- Rupture of artery (I77.2)
- Arterial fibromuscular dysplasia (I77.3)
- Celiac artery compression syndrome (I77.4)
- Necrosis of artery (I77.5)
- Arteritis, unspecified (I77.6)
- Other specified disorders of arteries and arterioles (I77.8)
- Disorder of arteries and arterioles, unspecified (I77.9)

- Diseases of capillaries (I78)
  - Hereditary hemorrhagic telangiectasia (I78.0)
  - Nevus, nonneoplastic (I78.1)
  - Other diseases of capillaries (I78.8)
  - Disease of capillaries, unspecified (I78.9)

**Diseases of veins, lymphatic vessels and lymph nodes, not elsewhere classified (I80-I89)**

- Phlebitis and thrombophlebitis (I80)
  - Phlebitis and thrombophlebitis of superficial vessels of lower extremities (I80.0)
  - Phlebitis and thrombophlebitis of femoral vein (I80.1)
  - Phlebitis and thrombophlebitis of other deep vessels of lower extremities (I80.2)
  - Phlebitis and thrombophlebitis of lower extremities, unspecified (I80.3)
  - Phlebitis and thrombophlebitis of other sites (I80.8)
  - Phlebitis and thrombophlebitis of unspecified site (I80.9)

- Portal vein thrombosis (I81)

- Other venous embolism and thrombosis (I82)
  - Budd-Chiari syndrome (I82.0)
  - Thrombophlebitis migrans (I82.1)
  - Embolism and thrombosis of vena cava (I82.2)
  - Embolism and thrombosis of renal vein (I82.3)
  - Embolism and thrombosis of other specified veins (I82.8)
  - Embolism and thrombosis of unspecified vein (I82.9)

- Varicose veins of lower extremities (I83)
  - Varicose veins of lower extremities with ulcer (I83.0)
  - Varicose veins of lower extremities with inflammation (I83.1)
  - Varicose veins of lower extremities with both ulcer and inflammation (I83.2)
  - Varicose veins of lower extremities without ulcer or inflammation (I83.9)

- Hemorrhoids (I84)
  - Internal thrombosed hemorrhoids (I84.0)
  - Internal hemorrhoids with other complications (I84.1)
  - Internal hemorrhoids without complication (I84.2)
  - External thrombosed hemorrhoids (I84.3)
  - External hemorrhoids with other complications (I84.4)
  - External hemorrhoids without complication (I84.5)
  - Residual hemorrhoidal skin tags (I84.6)
  - Unspecified thrombosed hemorrhoids (I84.7)
  - Unspecified hemorrhoids with other complications (I84.8)
  - Unspecified hemorrhoids without complication (I84.9)

- Esophageal varices (I85)
  - Esophageal varices with bleeding (I85.0)
  - Esophageal varices without bleeding (I85.9)

- Varicose veins of other sites (I86)
  - Sublingual varices (I86.0)
  - Scrotal varices (I86.1)
  - Pelvic varices (I86.2)
  - Vulval varices (I86.3)
  - Gastric varices (I86.4)
  - Varicose veins of other specified sites (I86.8)

- Other disorders of veins (I87)
  - Postphlebotic syndrome (I87.0)
  - Compression of vein (I87.1)
  - Venous insufficiency (chronic) (peripheral) (I87.2)



Other specified disorders of veins (I87.8)  
Disorder of vein, unspecified (I87.9)

Nonspecific lymphadenitis (I88)  
Nonspecific mesenteric lymphadenitis (I88.0)  
Chronic lymphadenitis, except mesenteric (I88.1)  
Other nonspecific lymphadenitis (I88.8)  
Nonspecific lymphadenitis, unspecified (I88.9)

Other noninfective disorders of lymphatic vessels and lymph nodes (I89)  
Lymphedema, not elsewhere classified (I89.0)  
Lymphangitis (I89.1)  
Other specified noninfective disorders of lymphatic vessels and lymph nodes (I89.8)  
Noninfective disorder of lymphatic vessels and lymph nodes, unspecified (I89.9)

#### **Other and unspecified disorders of the circulatory system (I95-I99)**

Hypotension (I95)  
Idiopathic hypotension (I95.0)  
Orthostatic hypotension (I95.1)  
Hypotension due to drugs (I95.2)  
Other hypotension (I95.8)  
Hypotension, unspecified (I95.9)

Postprocedural disorders of circulatory system, not elsewhere classified (I97)  
Postcardiotomy syndrome (I97.0)  
Other functional disturbances following cardiac surgery (I97.1)  
Postmastectomy lymphoedema syndrome (I97.2)  
Other postprocedural disorders of circulatory system, not elsewhere classified (I97.8)  
Postprocedural disorder of circulatory system, unspecified (I97.9)

Other and unspecified disorders of circulatory system (I99)

### **X. Diseases of the respiratory system (J00-J98)**

#### **Acute upper respiratory infections (J00-J06)**

Acute nasopharyngitis [common cold] (J00)

Acute sinusitis (J01)  
Acute maxillary sinusitis (J01.0)  
Acute frontal sinusitis (J01.1)  
Acute ethmoidal sinusitis (J01.2)  
Acute sphenoidal sinusitis (J01.3)  
Acute pansinusitis (J01.4)  
Other acute sinusitis (J01.8)  
Acute sinusitis, unspecified (J01.9)

Acute pharyngitis (J02)  
Streptococcal pharyngitis (J02.0)  
Acute pharyngitis due to other specified organisms (J02.8)  
Acute pharyngitis, unspecified (J02.9)

Acute tonsillitis (J03)  
Streptococcal tonsillitis (J03.0)  
Acute tonsillitis due to other specified organisms (J03.8)  
Acute tonsillitis, unspecified (J03.9)

Acute laryngitis and tracheitis (J04)  
Acute laryngitis (J04.0)  
Acute tracheitis (J04.1)  
Acute laryngotracheitis (J04.2)

Acute obstructive laryngitis [croup] and epiglottitis (J05)  
Acute obstructive laryngitis [croup] (J05.0)  
Acute epiglottitis (J05.1)

Acute upper respiratory infections of multiple and unspecified sites (J06)  
Acute laryngopharyngitis (J06.0)  
Other acute upper respiratory infections of multiple sites (J06.8)

Acute upper respiratory infection, unspecified (J06.9)

**Influenza and pneumonia (J10-J18)**

Influenza due to identified influenza virus (J10)

Influenza with pneumonia, influenza virus identified (J10.0)

Influenza with other respiratory manifestations, influenza virus identified (J10.1)

Influenza with other manifestations, influenza virus identified (J10.8)

Influenza, virus not identified (J11)

Influenza with pneumonia, virus not identified (J11.0)

Influenza with other respiratory manifestations, virus not identified (J11.1)

Influenza with other manifestations, virus not identified (J11.8)

Viral pneumonia, not elsewhere classified (J12)

Adenoviral pneumonia (J12.0)

Respiratory syncytial virus pneumonia (J12.1)

Parainfluenza virus pneumonia (J12.2)

Other viral pneumonia (J12.8)

Viral pneumonia, unspecified (J12.9)

Pneumonia due to *Streptococcus pneumoniae* (J13)

Pneumonia due to *Hemophilus influenzae* (J14)

Bacterial pneumonia, not elsewhere classified (J15)

Pneumonia due to *Klebsiella pneumoniae* (J15.0)

Pneumonia due to *Pseudomonas* (J15.1)

Pneumonia due to staphylococcus (J15.2)

Pneumonia due to streptococcus, group B (J15.3)

Pneumonia due to other streptococci (J15.4)

Pneumonia due to *Escherichia coli* (J15.5)

Pneumonia due to other aerobic Gram-negative bacteria (J15.6)

Pneumonia due to *Mycoplasma pneumoniae* (J15.7)

Other bacterial pneumonia (J15.8)

Bacterial pneumonia, unspecified (J15.9)

Pneumonia due to other infectious organisms, not elsewhere classified (J16)

Chlamydial pneumonia (J16.0)

Pneumonia due to other specified infectious organisms (J16.8)

Pneumonia, organism unspecified (J18)

Bronchopneumonia, unspecified (J18.0)

Lobar pneumonia, unspecified (J18.1)

Hypostatic pneumonia, unspecified (J18.2)

Other pneumonia, organism unspecified (J18.8)

Pneumonia, unspecified (J18.9)

**Other acute lower respiratory infections (J20-J22)**

Acute bronchitis (J20)

Acute bronchitis due to *Mycoplasma pneumoniae* (J20.0)

Acute bronchitis due to *Hemophilus influenzae* (J20.1)

Acute bronchitis due to streptococcus (J20.2)

Acute bronchitis due to coxsackie virus (J20.3)

Acute bronchitis due to parainfluenza virus (J20.4)

Acute bronchitis due to respiratory syncytial virus (J20.5)

Acute bronchitis due to rhinovirus (J20.6)

Acute bronchitis due to echovirus (J20.7)

Acute bronchitis due to other specified organisms (J20.8)

Acute bronchitis, unspecified (J20.9)

Acute bronchiolitis (J21)

Acute bronchiolitis due to respiratory syncytial virus (J21.0)

Acute bronchiolitis due to other specified organisms (J21.8)

Acute bronchiolitis, unspecified (J21.9)

Unspecified acute lower respiratory infection (J22)

**Other diseases of upper respiratory tract (J30-J39)**

Vasomotor and allergic rhinitis (J30)

- Vasomotor rhinitis (J30.0)
- Allergic rhinitis due to pollen (J30.1)
- Other seasonal allergic rhinitis (J30.2)
- Other allergic rhinitis (J30.3)
- Allergic rhinitis, unspecified (J30.4)

Chronic rhinitis, nasopharyngitis, and pharyngitis (J31)

- Chronic rhinitis (J31.0)
- Chronic nasopharyngitis (J31.1)
- Chronic pharyngitis (J31.2)

Chronic sinusitis (J32)

- Chronic maxillary sinusitis (J32.0)
- Chronic frontal sinusitis (J32.1)
- Chronic ethmoidal sinusitis (J32.2)
- Chronic sphenoidal sinusitis (J32.3)
- Chronic pansinusitis (J32.4)
- Other chronic sinusitis (J32.8)
- Chronic sinusitis, unspecified (J32.9)

Nasal polyp (J33)

- Polyp of nasal cavity (J33.0)
- Polypoid sinus degeneration (J33.1)
- Other polyp of sinus (J33.8)
- Nasal polyp, unspecified (J33.9)

Other disorders of nose and nasal sinuses (J34)

- Abscess, furuncle, and carbuncle of nose (J34.0)
- Cyst and mucocele of nose and nasal sinus (J34.1)
- Deviated nasal septum (J34.2)
- Hypertrophy of nasal turbinates (J34.3)
- Other specified disorders of nose and nasal sinuses (J34.8)

Chronic diseases of tonsils and adenoids (J35)

- Chronic tonsillitis (J35.0)
- Hypertrophy of tonsils (J35.1)
- Hypertrophy of adenoids (J35.2)
- Hypertrophy of tonsils with hypertrophy of adenoids (J35.3)
- Other chronic diseases of tonsils and adenoids (J35.8)
- Chronic disease of tonsils and adenoids, unspecified (J35.9)

Peritonsillar abscess (J36)

Chronic laryngitis and laryngotracheitis (J37)

- Chronic laryngitis (J37.0)
- Chronic laryngotracheitis (J37.1)

Diseases of vocal cords and larynx, not elsewhere classified (J38)

- Paralysis of vocal cords and larynx (J38.0)
- Polyp of vocal cord and larynx (J38.1)
- Nodules of vocal cords (J38.2)
- Other diseases of vocal cords (J38.3)
- Edema of larynx (J38.4)
- Laryngeal spasm (J38.5)
- Stenosis of larynx (J38.6)
- Other diseases of larynx (J38.7)

Other diseases of upper respiratory tract (J39)

- Retropharyngeal and parapharyngeal abscess (J39.0)
- Other abscess of pharynx (J39.1)
- Other diseases of pharynx (J39.2)
- Upper respiratory tract hypersensitivity reaction, site unspecified (J39.3)
- Other specified diseases of upper respiratory tract (J39.8)
- Disease of upper respiratory tract, unspecified (J39.9)

**Chronic lower respiratory diseases (J40-J47)**

Bronchitis, not specified as acute or chronic (J40)

- Simple and mucopurulent chronic bronchitis (J41)
  - Simple chronic bronchitis (J41.0)
  - Mucopurulent chronic bronchitis (J41.1)
  - Mixed simple and mucopurulent chronic bronchitis (J41.8)

- Unspecified chronic bronchitis (J42)

- Emphysema (J43)
  - MacLeod's syndrome (J43.0)
  - Panlobular emphysema (J43.1)
  - Centrilobular emphysema (J43.2)
  - Other emphysema (J43.8)
  - Emphysema, unspecified (J43.9)

- Other chronic obstructive pulmonary disease (J44)
  - Chronic obstructive pulmonary disease with acute lower respiratory infection (J44.0)
  - Chronic obstructive pulmonary disease with acute exacerbation, unspecified (J44.1)
  - Other specified chronic obstructive pulmonary disease (J44.8)
  - Chronic obstructive pulmonary disease, unspecified (J44.9)

- Asthma (J45)
  - Predominantly allergic asthma (J45.0)
  - Nonallergic asthma (J45.1)
  - Mixed asthma (J45.8)
  - Asthma, unspecified (J45.9)

- Status asthmaticus (J46)

- Bronchiectasis (J47)

**Lung diseases due to external agents (J60-J70)**

- Coalworker's pneumoconiosis (J60)

- Pneumoconiosis due to asbestos and other mineral fibers (J61)

- Pneumoconiosis due to dust containing silica (J62)
  - Pneumoconiosis due to talc dust (J62.0)
  - Pneumoconiosis due to other dust containing silica (J62.8)

- Pneumoconiosis due to other inorganic dusts (J63)
  - Aluminosis (of lung) (J63.0)
  - Bauxite fibrosis (of lung) (J63.1)
  - Berylliosis (J63.2)
  - Graphite fibrosis (of lung) (J63.3)
  - Siderosis (J63.4)
  - Stannosis (J63.5)
  - Pneumoconiosis due to other specified inorganic dusts (J63.8)

- Unspecified pneumoconiosis (J64)

- Pneumoconiosis associated with tuberculosis (J65)

- Airway disease due to specific organic dust (J66)
  - Byssinosis (J66.0)
  - Flax-dresser's disease (J66.1)
  - Cannabinosis (J66.2)
  - Airway disease due to other specific organic dusts (J66.8)

- Hypersensitivity pneumonitis due to organic dust (J67)
  - Farmer's lung (J67.0)
  - Bagassosis (J67.1)
  - Bird fancier's lung (J67.2)
  - Suberosis (J67.3)
  - Maltworker's lung (J67.4)
  - Mushroom-worker's lung (J67.5)
  - Maple-bark-stripper's lung (J67.6)
  - Air-conditioner and humidifier lung (J67.7)
  - Hypersensitivity pneumonitis due to other organic dusts (J67.8)

Hypersensitivity pneumonitis due to unspecified organic dust (J67.9)

Respiratory conditions due to inhalation of chemicals, gases, fumes, and vapors (J68)  
Bronchitis and pneumonitis due to chemicals, gases, fumes, and vapors (J68.0)  
Acute pulmonary edema due to chemicals, gases, fumes, and vapors (J68.1)  
Upper respiratory inflammation due to chemicals, gases, fumes, and vapors, not elsewhere classified (J68.2)  
Other acute and subacute respiratory conditions due to chemicals, gases, fumes, and vapors (J68.3)  
Chronic respiratory conditions due to chemicals, gases, fumes, and vapors (J68.4)  
Other respiratory conditions due to chemicals, gases, fumes, and vapors (J68.8)  
Unspecified respiratory condition due to chemicals, gases, fumes, and vapors (J68.9)

Pneumonitis due to solids and liquids (J69)  
Pneumonitis due to food and vomit (J69.0)  
Pneumonitis due to oils and essences (J69.1)  
Pneumonitis due to other solids and liquids (J69.8)

Respiratory conditions due to other external agents (J70)  
Acute pulmonary manifestations due to radiation (J70.0)  
Chronic and other pulmonary manifestations due to radiation (J70.1)  
Acute drug-induced interstitial lung disorders (J70.2)  
Chronic drug-induced interstitial lung disorders (J70.3)  
Drug-induced interstitial lung disorder, unspecified (J70.4)  
Respiratory conditions due to other specified external agents (J70.8)  
Respiratory conditions due to unspecified external agent (J70.9)

**Other respiratory diseases principally affecting the interstitium (J80-J84)**

Adult respiratory distress syndrome (J80)  
Pulmonary edema (J81)  
Pulmonary eosinophilia, not elsewhere classified (J82)  
Other interstitial pulmonary diseases (J84)  
Alveolar and parietoalveolar conditions (J84.0)  
Other interstitial pulmonary diseases with fibrosis (J84.1)  
Other specified interstitial pulmonary diseases (J84.8)  
Interstitial pulmonary disease, unspecified (J84.9)

**Suppurative and necrotic conditions of lower respiratory tract (J85-J86)**

Abscess of lung and mediastinum (J85)  
Gangrene and necrosis of lung (J85.0)  
Abscess of lung with pneumonia (J85.1)  
Abscess of lung without pneumonia (J85.2)  
Abscess of mediastinum (J85.3)

Pyothorax (J86)  
Pyothorax with fistula (J86.0)  
Pyothorax without fistula (J86.9)

**Other diseases of pleura (J90-J94)**

Pleural effusion, not elsewhere classified (J90)  
Pleural plaque (J92)  
Pleural plaque with presence of asbestos (J92.0)  
Pleural plaque without asbestos (J92.9)  
Pneumothorax (J93)  
Spontaneous tension pneumothorax (J93.0)  
Other spontaneous pneumothorax (J93.1)  
Other pneumothorax (J93.8)  
Pneumothorax, unspecified (J93.9)  
Other pleural conditions (J94)  
Chylous effusion (J94.0)  
Fibrothorax (J94.1)

Hemothorax (J94.2)  
Other specified pleural conditions (J94.8)  
Pleural condition, unspecified (J94.9)

**Other diseases of the respiratory system (J95-J98)**

Postprocedural respiratory disorders, not elsewhere classified (J95)  
Tracheostomy malfunction (J95.0)  
Acute pulmonary insufficiency following thoracic surgery (J95.1)  
Acute pulmonary insufficiency following nonthoracic surgery (J95.2)  
Chronic pulmonary insufficiency following surgery (J95.3)  
Mendelson's syndrome (J95.4)  
Postprocedural subglottic stenosis (J95.5)  
Other postprocedural respiratory disorders (J95.8)  
Postprocedural respiratory disorder, unspecified (J95.9)

Respiratory failure, not elsewhere classified (J96)  
Acute respiratory failure (J96.0)  
Chronic respiratory failure (J96.1)  
Respiratory failure, unspecified (J96.9)

Other respiratory disorders (J98)  
Diseases of bronchus, not elsewhere classified (J98.0)  
Pulmonary collapse (J98.1)  
Interstitial emphysema (J98.2)  
Compensatory emphysema (J98.3)  
Other disorders of lung (J98.4)  
Diseases of mediastinum, not elsewhere classified (J98.5)  
Disorders of diaphragm (J98.6)  
Other specified respiratory disorders (J98.8)  
Respiratory disorder, unspecified (J98.9)

**XI. Diseases of the digestive system (K00-K92)**

**Diseases of oral cavity, salivary glands and jaws (K00-K14)**

Disorders of tooth development and eruption (K00)  
Anodontia (K00.0)  
Supernumerary teeth (K00.1)  
Abnormalities of size and form of teeth (K00.2)  
Mottled teeth (K00.3)  
Disturbances in tooth formation (K00.4)  
Hereditary disturbances in tooth structure, not elsewhere classified (K00.5)  
Disturbances in tooth eruption (K00.6)  
Teething syndrome (K00.7)  
Other disorders of tooth development (K00.8)  
Disorder of tooth development, unspecified (K00.9)

Embedded and impacted teeth (K01)  
Embedded teeth (K01.0)  
Impacted teeth (K01.1)

Dental caries (K02)  
Caries limited to enamel (K02.0)  
Caries of dentin (K02.1)  
Caries of cementum (K02.2)  
Arrested dental caries (K02.3)  
Odontoclasia (K02.4)  
Other dental caries (K02.8)  
Dental caries, unspecified (K02.9)

Other diseases of hard tissues of teeth (K03)  
Excessive attrition of teeth (K03.0)  
Abrasion of teeth (K03.1)  
Erosion of teeth (K03.2)  
Pathological resorption of teeth (K03.3)  
Hypercementosis (K03.4)  
Ankylosis of teeth (K03.5)  
Deposits [accretions] on teeth (K03.6)  
Posteruptive color changes of dental hard tissues (K03.7)

Other specified diseases of hard tissues of teeth (K03.8)  
Disease of hard tissues of teeth, unspecified (K03.9)

Diseases of pulp and periapical tissues (K04)  
Pulpitis (K04.0)  
Necrosis of pulp (K04.1)  
Pulp degeneration (K04.2)  
Abnormal hard tissue formation in pulp (K04.3)  
Acute apical periodontitis of pulpal origin (K04.4)  
Chronic apical periodontitis (K04.5)  
Periapical abscess with sinus (K04.6)  
Periapical abscess without sinus (K04.7)  
Radicular cyst (K04.8)  
Other and unspecified diseases of pulp and periapical tissues (K04.9)

Gingivitis and periodontal diseases (K05)  
Acute gingivitis (K05.0)  
Chronic gingivitis (K05.1)  
Acute periodontitis (K05.2)  
Chronic periodontitis (K05.3)  
Periodontosis (K05.4)  
Other periodontal diseases (K05.5)  
Periodontal disease, unspecified (K05.6)

Other disorders of gingiva and edentulous alveolar ridge (K06)  
Gingival recession (K06.0)  
Gingival enlargement (K06.1)  
Gingival and edentulous alveolar ridge lesions associated with trauma (K06.2)  
Other specified disorders of gingiva and edentulous alveolar ridge (K06.8)  
Disorder of gingiva and edentulous alveolar ridge, unspecified (K06.9)

Dentofacial anomalies [including malocclusion] (K07)  
Major anomalies of jaw size (K07.0)  
Anomalies of jaw-cranial base relationship (K07.1)  
Anomalies of dental arch relationship (K07.2)  
Anomalies of tooth position (K07.3)  
Malocclusion, unspecified (K07.4)  
Dentofacial functional abnormalities (K07.5)  
Temporomandibular joint disorders (K07.6)  
Other dentofacial anomalies (K07.8)  
Dentofacial anomaly, unspecified (K07.9)

Other disorders of the teeth and supporting structures (K08)  
Exfoliation of teeth due to systemic causes (K08.0)  
Loss of teeth due to accident, extraction, or local periodontal disease (K08.1)  
Atrophy of edentulous alveolar ridge (K08.2)  
Retained dental root (K08.3)  
Other specified disorders of teeth and supporting structures (K08.8)  
Disorder of teeth and supporting structures, unspecified (K08.9)

Cysts of oral region, not elsewhere classified (K09)  
Developmental odontogenic cysts (K09.0)  
Developmental (nonodontogenic) cysts of oral region (K09.1)  
Other cysts of jaw (K09.2)  
Other cysts of oral region, not elsewhere classified (K09.8)  
Cyst of oral region, unspecified (K09.9)

Other diseases of jaws (K10)  
Developmental disorders of jaws (K10.0)  
Giant cell granuloma, central (K10.1)  
Inflammatory conditions of jaws (K10.2)  
Alveolitis of jaws (K10.3)  
Other specified diseases of jaws (K10.8)  
Disease of jaws, unspecified (K10.9)

Diseases of salivary glands (K11)  
Atrophy of salivary gland (K11.0)  
Hypertrophy of salivary gland (K11.1)  
Sialoadenitis (K11.2)  
Abscess of salivary gland (K11.3)

- Fistula of salivary gland (K11.4)
- Sialolithiasis (K11.5)
- Mucocele of salivary gland (K11.6)
- Disturbances of salivary secretion (K11.7)
- Other diseases of salivary glands (K11.8)
- Disease of salivary gland, unspecified (K11.9)

- Stomatitis and related lesions (K12)
  - Recurrent oral aphthae (K12.0)
  - Other forms of stomatitis (K12.1)
  - Cellulitis and abscess of mouth (K12.2)

- Other diseases of lip and oral mucosa (K13)
  - Diseases of lips (K13.0)
  - Cheek and lip biting (K13.1)
  - Leukoplakia and other disturbances of oral epithelium, including tongue (K13.2)
  - Hairy leukoplakia (K13.3)
  - Granuloma and granuloma-like lesions of oral mucosa (K13.4)
  - Oral submucous fibrosis (K13.5)
  - Irritative hyperplasia of oral mucosa (K13.6)
  - Other and unspecified lesions of oral mucosa (K13.7)

- Diseases of tongue (K14)
  - Glossitis (K14.0)
  - Geographic tongue (K14.1)
  - Median rhomboid glossitis (K14.2)
  - Hypertrophy of tongue papillae (K14.3)
  - Atrophy of tongue papillae (K14.4)
  - Plicated tongue (K14.5)
  - Glossodynia (K14.6)
  - Other diseases of tongue (K14.8)
  - Disease of tongue, unspecified (K14.9)

#### **Diseases of esophagus, stomach and duodenum (K20-K31)**

- Esophagitis (K20)

- Gastroesophageal reflux disease (K21)
  - Gastroesophageal reflux disease with esophagitis (K21.0)
  - Gastroesophageal reflux disease without esophagitis (K21.9)

- Other diseases of esophagus (K22)
  - Achalasia of cardia (K22.0)
  - Ulcer of esophagus (K22.1)
  - Esophageal obstruction (K22.2)
  - Perforation of esophagus (K22.3)
  - Dyskinesia of esophagus (K22.4)
  - Diverticulum of esophagus, acquired (K22.5)
  - Gastroesophageal laceration-hemorrhage syndrome (K22.6)
  - Other specified diseases of esophagus (K22.8)
  - Disease of esophagus, unspecified (K22.9)

- Gastric ulcer (K25)
  - Acute with hemorrhage (K25.0)
  - Acute with perforation (K25.1)
  - Acute with both hemorrhage and perforation (K25.2)
  - Acute without hemorrhage or perforation (K25.3)
  - Chronic or unspecified with hemorrhage (K25.4)
  - Chronic or unspecified with perforation (K25.5)
  - Chronic or unspecified with both hemorrhage and perforation (K25.6)
  - Chronic without hemorrhage or perforation (K25.7)
  - Unspecified as acute or chronic, without hemorrhage or perforation (K25.9)

- Duodenal ulcer (K26)
  - Acute with hemorrhage (K26.0)
  - Acute with perforation (K26.1)
  - Acute with both hemorrhage and perforation (K26.2)
  - Acute without hemorrhage or perforation (K26.3)
  - Chronic or unspecified with hemorrhage (K26.4)
  - Chronic or unspecified with perforation (K26.5)



Chronic or unspecified with both hemorrhage and perforation (K26.6)  
Chronic without hemorrhage or perforation (K26.7)  
Unspecified as acute or chronic, without hemorrhage or perforation (K26.9)

Peptic ulcer, site unspecified (K27)

Acute with hemorrhage (K27.0)  
Acute with perforation (K27.1)  
Acute with both hemorrhage and perforation (K27.2)  
Acute without hemorrhage or perforation (K27.3)  
Chronic or unspecified with hemorrhage (K27.4)  
Chronic or unspecified with perforation (K27.5)  
Chronic or unspecified with both hemorrhage and perforation (K27.6)  
Chronic without hemorrhage or perforation (K27.7)  
Unspecified as acute or chronic, without hemorrhage or perforation (K27.9)

Gastrojejunal ulcer (K28)

Acute with hemorrhage (K28.0)  
Acute with perforation (K28.1)  
Acute with both hemorrhage and perforation (K28.2)  
Acute without hemorrhage or perforation (K28.3)  
Chronic or unspecified with hemorrhage (K28.4)  
Chronic or unspecified with perforation (K28.5)  
Chronic or unspecified with both hemorrhage and perforation (K28.6)  
Chronic without hemorrhage or perforation (K28.7)  
Unspecified as acute or chronic, without hemorrhage or perforation (K28.9)

Gastritis and duodenitis (K29)

Acute hemorrhagic gastritis (K29.0)  
Other acute gastritis (K29.1)  
Alcoholic gastritis (K29.2)  
Chronic superficial gastritis (K29.3)  
Chronic atrophic gastritis (K29.4)  
Chronic gastritis, unspecified (K29.5)  
Other gastritis (K29.6)  
Gastritis, unspecified (K29.7)  
Duodenitis (K29.8)  
Gastroduodenitis, unspecified (K29.9)

Dyspepsia (K30)

Other diseases of stomach and duodenum (K31)

Acute dilatation of stomach (K31.0)  
Adult hypertrophic pyloric stenosis (K31.1)  
Hourglass stricture and stenosis of stomach (K31.2)  
Pylorospasm, not elsewhere classified (K31.3)  
Gastric diverticulum (K31.4)  
Obstruction of duodenum (K31.5)  
Fistula of stomach and duodenum (K31.6)  
Other specified diseases of stomach and duodenum (K31.8)  
Disease of stomach and duodenum, unspecified (K31.9)

**Diseases of appendix (K35-K38)**

Acute appendicitis (K35)

Acute appendicitis with generalized peritonitis (K35.0)  
Acute appendicitis with peritoneal abscess (K35.1)  
Acute appendicitis, unspecified (K35.9)

Other appendicitis (K36)

Unspecified appendicitis (K37)

Other diseases of appendix (K38)

Hyperplasia of appendix (K38.0)  
Appendicular concretions (K38.1)  
Diverticulum of appendix (K38.2)  
Fistula of appendix (K38.3)  
Other specified diseases of appendix (K38.8)  
Disease of appendix, unspecified (K38.9)

## **Hernia (K40-K46)**

### **Inguinal hernia (K40)**

- Bilateral inguinal hernia, with obstruction, without gangrene (K40.0)
- Bilateral inguinal hernia, with gangrene (K40.1)
- Bilateral inguinal hernia, without obstruction or gangrene (K40.2)
- Unilateral or unspecified inguinal hernia, with obstruction, without gangrene (K40.3)
- Unilateral or unspecified inguinal hernia, with gangrene (K40.4)
- Unilateral or unspecified inguinal hernia, without obstruction or gangrene (K40.9)

### **Femoral hernia (K41)**

- Bilateral femoral hernia, with obstruction, without gangrene (K41.0)
- Bilateral femoral hernia, with gangrene (K41.1)
- Bilateral femoral hernia, without obstruction or gangrene (K41.2)
- Unilateral or unspecified femoral hernia, with obstruction, without gangrene (K41.3)
- Unilateral or unspecified femoral hernia, with gangrene (K41.4)
- Unilateral or unspecified femoral hernia, without obstruction or gangrene (K41.9)

### **Umbilical hernia (K42)**

- Umbilical hernia with obstruction, without gangrene (K42.0)
- Umbilical hernia with gangrene (K42.1)
- Umbilical hernia without obstruction or gangrene (K42.9)

### **Ventral hernia (K43)**

- Ventral hernia with obstruction, without gangrene (K43.0)
- Ventral hernia with gangrene (K43.1)
- Ventral hernia without obstruction or gangrene (K43.9)

### **Diaphragmatic hernia (K44)**

- Diaphragmatic hernia with obstruction, without gangrene (K44.0)
- Diaphragmatic hernia with gangrene (K44.1)
- Diaphragmatic hernia without obstruction or gangrene (K44.9)

### **Other abdominal hernia (K45)**

- Other specified abdominal hernia with obstruction, without gangrene (K45.0)
- Other specified abdominal hernia with gangrene (K45.1)
- Other specified abdominal hernia without obstruction or gangrene (K45.8)

### **Unspecified abdominal hernia (K46)**

- Unspecified abdominal hernia with obstruction, without gangrene (K46.0)
- Unspecified abdominal hernia with gangrene (K46.1)
- Unspecified abdominal hernia without obstruction or gangrene (K46.9)

## **Noninfective enteritis and colitis (K50-K52)**

### **Crohn's disease [regional enteritis] (K50)**

- Crohn's disease of small intestine (K50.0)
- Crohn's disease of large intestine (K50.1)
- Other Crohn's disease (K50.8)
- Crohn's disease, unspecified (K50.9)

### **Ulcerative colitis (K51)**

- Ulcerative (chronic) enterocolitis (K51.0)
- Ulcerative (chronic) ileocolitis (K51.1)
- Ulcerative (chronic) proctitis (K51.2)
- Ulcerative (chronic) rectosigmoiditis (K51.3)
- Pseudopolyposis of colon (K51.4)
- Mucosal proctocolitis (K51.5)
- Other ulcerative colitis (K51.8)
- Ulcerative colitis, unspecified (K51.9)

### **Other noninfective gastroenteritis and colitis (K52)**

- Gastroenteritis and colitis due to radiation (K52.0)
- Toxic gastroenteritis and colitis (K52.1)
- Allergic and dietetic gastroenteritis and colitis (K52.2)
- Other specified noninfective gastroenteritis and colitis (K52.8)
- Noninfective gastroenteritis and colitis, unspecified (K52.9)

## **Other diseases of intestines (K55-K63)**

Vascular disorders of intestine (K55)  
 Acute vascular disorders of intestine (K55.0)  
 Chronic vascular disorders of intestine (K55.1)  
 Angiodysplasia of colon (K55.2)  
 Other vascular disorders of intestine (K55.8)  
 Vascular disorder of intestine, unspecified (K55.9)

Paralytic ileus and intestinal obstruction without hernia (K56)  
 Paralytic ileus (K56.0)  
 Intussusception (K56.1)  
 Volvulus (K56.2)  
 Gallstone ileus (K56.3)  
 Other impaction of intestine (K56.4)  
 Intestinal adhesions [bands] with obstruction (K56.5)  
 Other and unspecified intestinal obstruction (K56.6)  
 Ileus, unspecified (K56.7)

Diverticular disease of intestine (K57)  
 Diverticular disease of small intestine with perforation and abscess (K57.0)  
 Diverticular disease of small intestine without perforation or abscess (K57.1)  
 Diverticular disease of large intestine with perforation and abscess (K57.2)  
 Diverticular disease of large intestine without perforation or abscess (K57.3)  
 Diverticular disease of both small and large intestine with perforation and abscess (K57.4)  
 Diverticular disease of both small and large intestine without perforation or abscess (K57.5)  
 Diverticular disease of intestine, part unspecified, with perforation and abscess (K57.8)  
 Diverticular disease of intestine, part unspecified, without perforation or abscess (K57.9)

Irritable bowel syndrome (K58)  
 Irritable bowel syndrome with diarrhea (K58.0)  
 Irritable bowel syndrome without diarrhea (K58.9)

Other functional intestinal disorders (K59)  
 Constipation (K59.0)  
 Functional diarrhea (K59.1)  
 Neurogenic bowel, not elsewhere classified (K59.2)  
 Megacolon, not elsewhere classified (K59.3)  
 Anal spasm (K59.4)  
 Other specified functional intestinal disorders (K59.8)  
 Functional intestinal disorder, unspecified (K59.9)

Fissure and fistula of anal and rectal regions (K60)  
 Acute anal fissure (K60.0)  
 Chronic anal fissure (K60.1)  
 Anal fissure, unspecified (K60.2)  
 Anal fistula (K60.3)  
 Rectal fistula (K60.4)  
 Anorectal fistula (K60.5)

Abscess of anal and rectal regions (K61)  
 Anal abscess (K61.0)  
 Rectal abscess (K61.1)  
 Anorectal abscess (K61.2)  
 Ischiorectal abscess (K61.3)  
 Intrasphincteric abscess (K61.4)

Other diseases of anus and rectum (K62)  
 Anal polyp (K62.0)  
 Rectal polyp (K62.1)  
 Anal prolapse (K62.2)  
 Rectal prolapse (K62.3)  
 Stenosis of anus and rectum (K62.4)  
 Hemorrhage of anus and rectum (K62.5)  
 Ulcer of anus and rectum (K62.6)  
 Radiation proctitis (K62.7)  
 Other specified diseases of anus and rectum (K62.8)  
 Disease of anus and rectum, unspecified (K62.9)

Other diseases of intestine (K63)  
 Abscess of intestine (K63.0)  
 Perforation of intestine (nontraumatic) (K63.1)

Fistula of intestine (K63.2)  
Ulcer of intestine (K63.3)  
Enteroptosis (K63.4)  
Other specified diseases of intestine (K63.8)  
Disease of intestine, unspecified (K63.9)

**Diseases of peritoneum (K65-K66)**

Peritonitis (K65)  
Acute peritonitis (K65.0)  
Other peritonitis (K65.8)  
Peritonitis, unspecified (K65.9)

Other disorders of peritoneum (K66)  
Peritoneal adhesions (K66.0)  
Hemoperitoneum (K66.1)  
Other specified disorders of peritoneum (K66.8)  
Disorder of peritoneum, unspecified (K66.9)

**Diseases of liver (K70-K76)**

Alcoholic liver disease (K70)  
Alcoholic fatty liver (K70.0)  
Alcoholic hepatitis (K70.1)  
Alcoholic fibrosis and sclerosis of liver (K70.2)  
Alcoholic cirrhosis of liver (K70.3)  
Alcoholic hepatic failure (K70.4)  
Alcoholic liver disease, unspecified (K70.9)

Toxic liver disease (K71)  
Toxic liver disease with cholestasis (K71.0)  
Toxic liver disease with hepatic necrosis (K71.1)  
Toxic liver disease with acute hepatitis (K71.2)  
Toxic liver disease with chronic persistent hepatitis (K71.3)  
Toxic liver disease with chronic lobular hepatitis (K71.4)  
Toxic liver disease with chronic active hepatitis (K71.5)  
Toxic liver disease with hepatitis, not elsewhere classified (K71.6)  
Toxic liver disease with fibrosis and cirrhosis of liver (K71.7)  
Toxic liver disease with other disorders of liver (K71.8)  
Toxic liver disease, unspecified (K71.9)

Hepatic failure, not elsewhere classified (K72)  
Acute and subacute hepatic failure (K72.0)  
Chronic hepatic failure (K72.1)  
Hepatic failure, unspecified (K72.9)

Chronic hepatitis, not elsewhere classified (K73)  
Chronic persistent hepatitis, not elsewhere classified (K73.0)  
Chronic lobular hepatitis, not elsewhere classified (K73.1)  
Chronic active hepatitis, not elsewhere classified (K73.2)  
Other chronic hepatitis, not elsewhere classified (K73.8)  
Chronic hepatitis, unspecified (K73.9)

Fibrosis and cirrhosis of liver (K74)  
Hepatic fibrosis (K74.0)  
Hepatic sclerosis (K74.1)  
Hepatic fibrosis with hepatic sclerosis (K74.2)  
Primary biliary cirrhosis (K74.3)  
Secondary biliary cirrhosis (K74.4)  
Biliary cirrhosis, unspecified (K74.5)  
Other and unspecified cirrhosis of liver (K74.6)

Other inflammatory liver diseases (K75)  
Abscess of liver (K75.0)  
Phlebitis of portal vein (K75.1)  
Nonspecific reactive hepatitis (K75.2)  
Granulomatous hepatitis, not elsewhere classified (K75.3)  
Other specified inflammatory liver diseases (K75.8)  
Inflammatory liver disease, unspecified (K75.9)

Other diseases of liver (K76)  
Fatty (change of) liver, not elsewhere classified (K76.0)  
Chronic passive congestion of liver (K76.1)  
Central hemorrhagic necrosis of liver (K76.2)  
Infarction of liver (K76.3)  
Peliosis hepatis (K76.4)  
Hepatic veno-occlusive disease (K76.5)  
Portal hypertension (K76.6)  
Hepatorenal syndrome (K76.7)  
Other specified diseases of liver (K76.8)  
Liver disease, unspecified (K76.9)

#### **Disorders of gallbladder, biliary tract and pancreas (K80-K86)**

Cholelithiasis (K80)  
Calculus of gallbladder with acute cholecystitis (K80.0)  
Calculus of gallbladder with other cholecystitis (K80.1)  
Calculus of gallbladder without cholecystitis (K80.2)  
Calculus of bile duct with cholangitis (K80.3)  
Calculus of bile duct with cholecystitis (K80.4)  
Calculus of bile duct without cholangitis or cholecystitis (K80.5)  
Other cholelithiasis (K80.8)

Cholecystitis (K81)  
Acute cholecystitis (K81.0)  
Chronic cholecystitis (K81.1)  
Other cholecystitis (K81.8)  
Cholecystitis, unspecified (K81.9)

Other diseases of gallbladder (K82)  
Obstruction of gallbladder (K82.0)  
Hydrops of gallbladder (K82.1)  
Perforation of gallbladder (K82.2)  
Fistula of gallbladder (K82.3)  
Cholesterolosis of gallbladder (K82.4)  
Other specified diseases of gallbladder (K82.8)  
Disease of gallbladder, unspecified (K82.9)

Other diseases of biliary tract (K83)  
Cholangitis (K83.0)  
Obstruction of bile duct (K83.1)  
Perforation of bile duct (K83.2)  
Fistula of bile duct (K83.3)  
Spasm of sphincter of Oddi (K83.4)  
Biliary cyst (K83.5)  
Other specified diseases of biliary tract (K83.8)  
Disease of biliary tract, unspecified (K83.9)

Acute pancreatitis (K85)

Other diseases of pancreas (K86)  
Alcohol-induced chronic pancreatitis (K86.0)  
Other chronic pancreatitis (K86.1)  
Cyst of pancreas (K86.2)  
Pseudocyst of pancreas (K86.3)  
Other specified diseases of pancreas (K86.8)  
Disease of pancreas, unspecified (K86.9)

#### **Other diseases of the digestive system (K90-K92)**

Intestinal malabsorption (K90)  
Celiac disease (K90.0)  
Tropical sprue (K90.1)  
Blind loop syndrome, not elsewhere classified (K90.2)  
Pancreatic steatorrhea (K90.3)  
Malabsorption due to intolerance, not elsewhere classified (K90.4)  
Other intestinal malabsorption (K90.8)  
Intestinal malabsorption, unspecified (K90.9)

Postprocedural disorders of digestive system, not elsewhere classified (K91)

- Vomiting following gastrointestinal surgery (K91.0)
- Postgastric surgery syndromes (K91.1)
- Postsurgical malabsorption, not elsewhere classified (K91.2)
- Postoperative intestinal obstruction (K91.3)
- Colostomy and enterostomy malfunction (K91.4)
- Postcholecystectomy syndrome (K91.5)
- Other postprocedural disorders of digestive system, not elsewhere classified (K91.8)
- Postprocedural disorder of digestive system, unspecified (K91.9)

Other diseases of the digestive system (K92)

- Hematemesis (K92.0)
- Melena (K92.1)
- Gastrointestinal hemorrhage, unspecified (K92.2)
- Other specified diseases of digestive system (K92.8)
- Disease of digestive system, unspecified (K92.9)

## **XII. Diseases of the skin and subcutaneous tissue (L00-L98)**

### **Infections of the skin and subcutaneous tissue (L00-L08)**

Staphylococcal scalded skin syndrome (L00)

Impetigo (L01)

- Impetigo [any organism] [any site] (L01.0)
- Impetiginization of other dermatoses (L01.1)

Cutaneous abscess, furuncle, and carbuncle (L02)

- Cutaneous abscess, furuncle, and carbuncle of face (L02.0)
- Cutaneous abscess, furuncle, and carbuncle of neck (L02.1)
- Cutaneous abscess, furuncle, and carbuncle of trunk (L02.2)
- Cutaneous abscess, furuncle, and carbuncle of buttock (L02.3)
- Cutaneous abscess, furuncle, and carbuncle of limb (L02.4)
- Cutaneous abscess, furuncle, and carbuncle of other sites (L02.8)
- Cutaneous abscess, furuncle, and carbuncle, unspecified (L02.9)

Cellulitis (L03)

- Cellulitis of finger and toe (L03.0)
- Cellulitis of other parts of limb (L03.1)
- Cellulitis of face (L03.2)
- Cellulitis of trunk (L03.3)
- Cellulitis of other sites (L03.8)
- Cellulitis, unspecified (L03.9)

Acute lymphadenitis (L04)

- Acute lymphadenitis of face, head, and neck (L04.0)
- Acute lymphadenitis of trunk (L04.1)
- Acute lymphadenitis of upper limb (L04.2)
- Acute lymphadenitis of lower limb (L04.3)
- Acute lymphadenitis of other sites (L04.8)
- Acute lymphadenitis, unspecified (L04.9)

Pilonidal cyst (L05)

- Pilonidal cyst with abscess (L05.0)
- Pilonidal cyst without abscess (L05.9)

Other local infections of skin and subcutaneous tissue (L08)

- Pyoderma (L08.0)
- Erythrasma (L08.1)
- Other specified local infections of skin and subcutaneous tissue (L08.8)
- Local infection of skin and subcutaneous tissue, unspecified (L08.9)

### **Bullous disorders (L10-L13)**

Pemphigus (L10)

- Pemphigus vulgaris (L10.0)
- Pemphigus vegetans (L10.1)
- Pemphigus foliaceus (L10.2)
- Brazilian pemphigus [fogo selvagem] (L10.3)
- Pemphigus erythematous (L10.4)
- Drug-induced pemphigus (L10.5)

- Other pemphigus (L10.8)
- Pemphigus, unspecified (L10.9)

Other acantholytic disorders (L11)

- Acquired keratosis follicularis (L11.0)
- Transient acantholytic dermatosis [Grover] (L11.1)
- Other specified acantholytic disorders (L11.8)
- Acantholytic disorder, unspecified (L11.9)

Pemphigoid (L12)

- Bullous pemphigoid (L12.0)
- Cicatricial pemphigoid (L12.1)
- Chronic bullous disease of childhood (L12.2)
- Acquired epidermolysis bullosa (L12.3)
- Other pemphigoid (L12.8)
- Pemphigoid, unspecified (L12.9)

Other bullous disorders (L13)

- Dermatitis herpetiformis (L13.0)
- Subcorneal pustular dermatitis (L13.1)
- Other specified bullous disorders (L13.8)
- Bullous disorder, unspecified (L13.9)

**Dermatitis and eczema (L20-L30)**

Atopic dermatitis (L20)

- Besnier's prurigo (L20.0)
- Other atopic dermatitis (L20.8)
- Atopic dermatitis, unspecified (L20.9)

Seborrheic dermatitis (L21)

- Seborrhea capitis (L21.0)
- Seborrheic infantile dermatitis (L21.1)
- Other seborrheic dermatitis (L21.8)
- Seborrheic dermatitis, unspecified (L21.9)

Diaper [napkin] dermatitis (L22)

Allergic contact dermatitis (L23)

- Allergic contact dermatitis due to metals (L23.0)
- Allergic contact dermatitis due to adhesives (L23.1)
- Allergic contact dermatitis due to cosmetics (L23.2)
- Allergic contact dermatitis due to drugs in contact with the skin (L23.3)
- Allergic contact dermatitis due to dyes (L23.4)
- Allergic contact dermatitis due to other chemical products (L23.5)
- Allergic contact dermatitis due to food in contact with the skin (L23.6)
- Allergic contact dermatitis due to plants, except food (L23.7)
- Allergic contact dermatitis due to other agents (L23.8)
- Allergic contact dermatitis, unspecified cause (L23.9)

Irritant contact dermatitis (L24)

- Irritant contact dermatitis due to detergents (L24.0)
- Irritant contact dermatitis due to oils and greases (L24.1)
- Irritant contact dermatitis due to solvents (L24.2)
- Irritant contact dermatitis due to cosmetics (L24.3)
- Irritant contact dermatitis due to drugs in contact with the skin (L24.4)
- Irritant contact dermatitis due to other chemical products (L24.5)
- Irritant contact dermatitis due to food in contact with the skin (L24.6)
- Irritant contact dermatitis due to plants, except food (L24.7)
- Irritant contact dermatitis due to other agents (L24.8)
- Irritant contact dermatitis, unspecified cause (L24.9)

Unspecified contact dermatitis (L25)

- Unspecified contact dermatitis due to cosmetics (L25.0)
- Unspecified contact dermatitis due to drugs in contact with the skin (L25.1)
- Unspecified contact dermatitis due to dyes (L25.2)
- Unspecified contact dermatitis due to other chemical products (L25.3)
- Unspecified contact dermatitis due to food in contact with the skin (L25.4)
- Unspecified contact dermatitis due to plants, except food (L25.5)
- Unspecified contact dermatitis due to other agents (L25.8)

- Unspecified contact dermatitis, unspecified cause (L25.9)
- Exfoliative dermatitis (L26)
- Dermatitis due to substances taken internally (L27)
  - Generalized skin eruption due to drugs and medicaments (L27.0)
  - Localized skin eruption due to drugs and medicaments (L27.1)
  - Dermatitis due to ingested food (L27.2)
  - Dermatitis due to other substances taken internally (L27.8)
  - Dermatitis due to unspecified substance taken internally (L27.9)
- Lichen simplex chronicus and prurigo (L28)
  - Lichen simplex chronicus (L28.0)
  - Prurigo nodularis (L28.1)
  - Other prurigo (L28.2)
- Pruritus (L29)
  - Pruritus ani (L29.0)
  - Pruritus scroti (L29.1)
  - Pruritus vulvae (L29.2)
  - Anogenital pruritus, unspecified (L29.3)
  - Other pruritus (L29.8)
  - Pruritus, unspecified (L29.9)
- Other dermatitis (L30)
  - Nummular dermatitis (L30.0)
  - Dyshidrosis [pompholyx] (L30.1)
  - Cutaneous autosensitization (L30.2)
  - Infective dermatitis (L30.3)
  - Erythema intertrigo (L30.4)
  - Pityriasis alba (L30.5)
  - Other specified dermatitis (L30.8)
  - Dermatitis, unspecified (L30.9)
- Papulosquamous disorders (L40-L44)**
- Psoriasis (L40)
  - Psoriasis vulgaris (L40.0)
  - Generalized pustular psoriasis (L40.1)
  - Acrodermatitis continua (L40.2)
  - Pustulosis palmaris et plantaris (L40.3)
  - Guttate psoriasis (L40.4)
  - Arthropathic psoriasis (L40.5)
  - Other psoriasis (L40.8)
  - Psoriasis, unspecified (L40.9)
- Parapsoriasis (L41)
  - Pityriasis lichenoides et varioliformis acuta (L41.0)
  - Pityriasis lichenoides chronica (L41.1)
  - Lymphomatoid papulosis (L41.2)
  - Small plaque parapsoriasis (L41.3)
  - Large plaque parapsoriasis (L41.4)
  - Retiform parapsoriasis (L41.5)
  - Other parapsoriasis (L41.8)
  - Parapsoriasis, unspecified (L41.9)
- Pityriasis rosea (L42)
- Lichen planus (L43)
  - Hypertrophic lichen planus (L43.0)
  - Bullous lichen planus (L43.1)
  - Lichenoid drug reaction (L43.2)
  - Subacute (active) lichen planus (L43.3)
  - Other lichen planus (L43.8)
  - Lichen planus, unspecified (L43.9)
- Other papulosquamous disorders (L44)
  - Pityriasis rubra pilaris (L44.0)
  - Lichen nitidus (L44.1)
  - Lichen striatus (L44.2)



Lichen ruber moniliformis (L44.3)  
Infantile papular acrodermatitis [Giannotti-Crosti] (L44.4)  
Other specified papulosquamous disorders (L44.8)  
Papulosquamous disorder, unspecified (L44.9)

#### **Urticaria and erythema (L50-L53)**

##### Urticaria (L50)

Allergic urticaria (L50.0)  
Idiopathic urticaria (L50.1)  
Urticaria due to cold and heat (L50.2)  
Dermatographic urticaria (L50.3)  
Vibratory urticaria (L50.4)  
Cholinergic urticaria (L50.5)  
Contact urticaria (L50.6)  
Other urticaria (L50.8)  
Urticaria, unspecified (L50.9)

##### Erythema multiforme (L51)

Nonbullous erythema multiforme (L51.0)  
Bullous erythema multiforme (L51.1)  
Toxic epidermal necrolysis [Lyell] (L51.2)  
Other erythema multiforme (L51.8)  
Erythema multiforme, unspecified (L51.9)

##### Erythema nodosum (L52)

##### Other erythematous conditions (L53)

Toxic erythema (L53.0)  
Erythema annulare centrifugum (L53.1)  
Erythema marginatum (L53.2)  
Other chronic figurate erythema (L53.3)  
Other specified erythematous conditions (L53.8)  
Erythematous condition, unspecified (L53.9)

#### **Radiation-related disorders of the skin and subcutaneous tissue (L55-L59)**

##### Sunburn (L55)

Sunburn of first degree (L55.0)  
Sunburn of second degree (L55.1)  
Sunburn of third degree (L55.2)  
Other sunburn (L55.8)  
Sunburn, unspecified (L55.9)

##### Other acute skin changes due to ultraviolet radiation (L56)

Drug phototoxic response (L56.0)  
Drug photoallergic response (L56.1)  
Photocontact dermatitis [berloque dermatitis] (L56.2)  
Solar urticaria (L56.3)  
Polymorphous light eruption (L56.4)  
Other specified acute skin changes due to ultraviolet radiation (L56.8)  
Acute skin change due to ultraviolet radiation, unspecified (L56.9)

##### Skin changes due to chronic exposure to nonionizing radiation (L57)

Actinic keratosis (L57.0)  
Actinic reticuloid (L57.1)  
Cutis rhomboidalis nuchae (L57.2)  
Poikiloderma of Civatte (L57.3)  
Cutis laxa senilis (L57.4)  
Actinic granuloma (L57.5)  
Other skin changes due to chronic exposure to nonionizing radiation (L57.8)  
Skin changes due to chronic exposure to nonionizing radiation, unspecified (L57.9)

##### Radiodermatitis (L58)

Acute radiodermatitis (L58.0)  
Chronic radiodermatitis (L58.1)  
Radiodermatitis, unspecified (L58.9)

##### Other disorders of skin and subcutaneous tissue related to radiation (L59)

Erythema ab igne [dermatitis ab igne] (L59.0)

Other specified disorders of skin and subcutaneous tissue related to radiation (L59.8)  
Disorder of skin and subcutaneous tissue related to radiation, unspecified (L59.9)

**Disorders of skin appendages (L60-L75)**

**Nail disorders (L60)**

Ingrowing nail (L60.0)  
Onycholysis (L60.1)  
Onychogryphosis (L60.2)  
Nail dystrophy (L60.3)  
Beau's lines (L60.4)  
Yellow nail syndrome (L60.5)  
Other nail disorders (L60.8)  
Nail disorder, unspecified (L60.9)

**Alopecia areata (L63)**

Alopecia (capitis) totalis (L63.0)  
Alopecia universalis (L63.1)  
Ophiasis (L63.2)  
Other alopecia areata (L63.8)  
Alopecia areata, unspecified (L63.9)

**Androgenic alopecia (L64)**

Drug-induced androgenic alopecia (L64.0)  
Other androgenic alopecia (L64.8)  
Androgenic alopecia, unspecified (L64.9)

**Other nonscarring hair loss (L65)**

Telogen effluvium (L65.0)  
Anagen effluvium (L65.1)  
Alopecia mucinosa (L65.2)  
Other specified nonscarring hair loss (L65.8)  
Nonscarring hair loss, unspecified (L65.9)

**Cicatricial alopecia [scarring hair loss] (L66)**

Pseudopelade (L66.0)  
Lichen planopilaris (L66.1)  
Folliculitis decalvans (L66.2)  
Perifolliculitis capitis abscedens (L66.3)  
Folliculitis ulerythematososa reticulata (L66.4)  
Other cicatricial alopecia (L66.8)  
Cicatricial alopecia, unspecified (L66.9)

**Hair color and hair shaft abnormalities (L67)**

Trichorrhexis nodosa (L67.0)  
Variations in hair color (L67.1)  
Other hair color and hair shaft abnormalities (L67.8)  
Hair color and hair shaft abnormality, unspecified (L67.9)

**Hypertrichosis (L68)**

Hirsutism (L68.0)  
Acquired hypertrichosis lanuginosa (L68.1)  
Localized hypertrichosis (L68.2)  
Polytrichia (L68.3)  
Other hypertrichosis (L68.8)  
Hypertrichosis, unspecified (L68.9)

**Acne (L70)**

Acne vulgaris (L70.0)  
Acne conglobata (L70.1)  
Acne varioliformis (L70.2)  
Acne tropica (L70.3)  
Infantile acne (L70.4)  
Acné excoriée des jeunes filles (L70.5)  
Other acne (L70.8)  
Acne, unspecified (L70.9)

**Rosacea (L71)**

Perioral dermatitis (L71.0)  
Rhinophyma (L71.1)

Other rosacea (L71.8)  
Rosacea, unspecified (L71.9)

Follicular cysts of skin and subcutaneous tissue (L72)  
Epidermal cyst (L72.0)  
Trichilemmal cyst (L72.1)  
Steatocystoma multiplex (L72.2)  
Other follicular cysts of skin and subcutaneous tissue (L72.8)  
Follicular cyst of skin and subcutaneous tissue, unspecified (L72.9)

Other follicular disorders (L73)  
Acne keloid (L73.0)  
Pseudofolliculitis barbae (L73.1)  
Hidradenitis suppurativa (L73.2)  
Other specified follicular disorders (L73.8)  
Follicular disorder, unspecified (L73.9)

Ecrrine sweat disorders (L74)  
Miliaria rubra (L74.0)  
Miliaria crystallina (L74.1)  
Miliaria profunda (L74.2)  
Miliaria, unspecified (L74.3)  
Anhidrosis (L74.4)  
Other ecrrine sweat disorders (L74.8)  
Ecrrine sweat disorder, unspecified (L74.9)

Apocrine sweat disorders (L75)  
Bromhidrosis (L75.0)  
Chromhidrosis (L75.1)  
Apocrine miliaria (L75.2)  
Other apocrine sweat disorders (L75.8)  
Apocrine sweat disorder, unspecified (L75.9)

**Other disorders of the skin and subcutaneous tissue (L80-L98)**

Vitiligo (L80)

Other disorders of pigmentation (L81)  
Postinflammatory hyperpigmentation (L81.0)  
Chloasma (L81.1)  
Freckles (L81.2)  
Café au lait spots (L81.3)  
Other melanin hyperpigmentation (L81.4)  
Leukoderma, not elsewhere classified (L81.5)  
Other disorders of diminished melanin formation (L81.6)  
Pigmented purpuric dermatosis (L81.7)  
Other specified disorders of pigmentation (L81.8)  
Disorder of pigmentation, unspecified (L81.9)

Seborrheic keratosis (L82)

Acanthosis nigricans (L83)

Corns and callousities (L84)

Other epidermal thickening (L85)  
Acquired ichthyosis (L85.0)  
Acquired keratosis [keratoderma] palmaris et plantaris (L85.1)  
Keratosis punctata (palmaris et plantaris) (L85.2)  
Xerosis cutis (L85.3)  
Other specified epidermal thickening (L85.8)  
Epidermal thickening, unspecified (L85.9)

Transepidermal elimination disorders (L87)  
Keratosis follicularis et parafoallicularis in cutem penetrans [Kyrle] (L87.0)  
Reactive perforating collagenosis (L87.1)  
Elastosis perforans serpiginosa (L87.2)  
Other transepidermal elimination disorders (L87.8)  
Transepidermal elimination disorder, unspecified (L87.9)

Pyoderma gangrenosum (L88)

Decubitus ulcer (L89)

Atrophic disorders of the skin (L90)

- Lichen sclerosus et atrophicus (L90.0)
- Anetoderma of Schweninger-Buzzi (L90.1)
- Anetoderma of Jadassohn-Pellizzari (L90.2)
- Atrophoderma of Pasini and Pierini (L90.3)
- Acrodermatitis chronica atrophicans (L90.4)
- Scar conditions and fibrosis of skin (L90.5)
- Striae atrophicae (L90.6)
- Other atrophic disorders of skin (L90.8)
- Atrophic disorder of skin, unspecified (L90.9)

Hypertrophic disorders of the skin (L91)

- Keloid scar (L91.0)
- Other hypertrophic disorders of skin (L91.8)
- Hypertrophic disorder of skin, unspecified (L91.9)

Granulomatous disorders of skin and subcutaneous tissue (L92)

- Granuloma annulare (L92.0)
- Necrobiosis lipoidica, not elsewhere classified (L92.1)
- Granuloma faciale [eosinophilic granuloma of skin] (L92.2)
- Foreign body granuloma of skin and subcutaneous tissue (L92.3)
- Other granulomatous disorders of skin and subcutaneous tissue (L92.8)
- Granulomatous disorder of skin and subcutaneous tissue, unspecified (L92.9)

Lupus erythematosus (L93)

- Discoid lupus erythematosus (L93.0)
- Subacute cutaneous lupus erythematosus (L93.1)
- Other local lupus erythematosus (L93.2)

Other localized connective tissue disorders (L94)

- Localized scleroderma [morphea] (L94.0)
- Linear scleroderma (L94.1)
- Calcinosis cutis (L94.2)
- Sclerodactyly (L94.3)
- Gottron's papules (L94.4)
- Poikiloderma vasculare atrophicans (L94.5)
- Ainhum (L94.6)
- Other specified localized connective tissue disorders (L94.8)
- Localized connective tissue disorder, unspecified (L94.9)

Vasculitis limited to the skin, not elsewhere classified (L95)

- Livedoid vasculitis (L95.0)
- Erythema elevatum diutinum (L95.1)
- Other vasculitis limited to skin (L95.8)
- Vasculitis limited to skin, unspecified (L95.9)

Ulcer of lower limb, not elsewhere classified (L97)

Other disorders of skin and subcutaneous tissue, not elsewhere classified (L98)

- Pyogenic granuloma (L98.0)
- Factitial dermatitis (L98.1)
- Febrile neutrophilic dermatosis [Sweet] (L98.2)
- Eosinophilic cellulitis [Wells] (L98.3)
- Chronic ulcer of skin, not elsewhere classified (L98.4)
- Mucinosis of skin (L98.5)
- Other infiltrative disorders of skin and subcutaneous tissue (L98.6)
- Other specified disorders of skin and subcutaneous tissue (L98.8)
- Disorder of skin and subcutaneous tissue, unspecified (L98.9)

### **XIII. Diseases of the musculoskeletal system and connective tissue (M00-M99)**

#### **Arthropathies (M00-M25)**

#### **Infectious arthropathies (M00,M02)**

Pyogenic arthritis (M00)

- Staphylococcal arthritis and polyarthriti (M00.0)
- Pneumococcal arthritis and polyarthriti (M00.1)
- Other streptococcal arthritis and polyarthriti (M00.2)
- Arthritis and polyarthriti due to other specified bacterial agents (M00.8)
- Pyogenic arthritis, unspecified (M00.9)

- Reactive arthropathies (M02)
  - Arthropathy following intestinal bypass (M02.0)
  - Postdysenteric arthropathy (M02.1)
  - Postimmunization arthropathy (M02.2)
  - Reiter's disease (M02.3)
  - Other reactive arthropathies (M02.8)
  - Reactive arthropathy, unspecified (M02.9)

#### **Inflammatory polyarthropathies (M05-M13)**

- Seropositive rheumatoid arthritis (M05)
  - Felty's syndrome (M05.0)
  - Rheumatoid lung disease (M05.1)
  - Rheumatoid vasculitis (M05.2)
  - Rheumatoid arthritis with involvement of other organs and systems (M05.3)
  - Other seropositive rheumatoid arthritis (M05.8)
  - Seropositive rheumatoid arthritis, unspecified (M05.9)

- Other rheumatoid arthritis (M06)
  - Seronegative rheumatoid arthritis (M06.0)
  - Adult-onset Still's disease (M06.1)
  - Rheumatoid bursitis (M06.2)
  - Rheumatoid nodule (M06.3)
  - Inflammatory polyarthropathy (M06.4)
  - Other specified rheumatoid arthritis (M06.8)
  - Rheumatoid arthritis, unspecified (M06.9)

- Juvenile arthritis (M08)
  - Juvenile rheumatoid arthritis (M08.0)
  - Juvenile ankylosing spondylitis (M08.1)
  - Juvenile arthritis with systemic onset (M08.2)
  - Juvenile polyarthriti (seronegative) (M08.3)
  - Pauciarticular juvenile arthritis (M08.4)
  - Other juvenile arthritis (M08.8)
  - Juvenile arthritis, unspecified (M08.9)

- Gout (M10)
  - Idiopathic gout (M10.0)
  - Lead-induced gout (M10.1)
  - Drug-induced gout (M10.2)
  - Gout due to impairment of renal function (M10.3)
  - Other secondary gout (M10.4)
  - Gout, unspecified (M10.9)

- Other crystal arthropathies (M11)
  - Hydroxyapatite deposition disease (M11.0)
  - Familial chondrocalcinosis (M11.1)
  - Other chondrocalcinosis (M11.2)
  - Other specified crystal arthropathies (M11.8)
  - Crystal arthropathy, unspecified (M11.9)

- Other specific arthropathies (M12)
  - Chronic postrheumatic arthropathy [Jaccoud] (M12.0)
  - Kaschin-Beck disease (M12.1)
  - Villonodular synovitis (pigmented) (M12.2)
  - Palindromic rheumatism (M12.3)
  - Intermittent hydrarthrosis (M12.4)
  - Traumatic arthropathy (M12.5)
  - Other specific arthropathies, not elsewhere classified (M12.8)

- Other arthritis (M13)
  - Polyarthriti, unspecified (M13.0)
  - Monoarthriti, not elsewhere classified (M13.1)
  - Other specified arthritis (M13.8)

Arthritis, unspecified (M13.9)

**Arthrosis (M15-M19)**

**Polyarthrosis (M15)**

Primary generalized (osteo)arthrosis (M15.0)  
Heberden's nodes (with arthropathy) (M15.1)  
Bouchard's nodes (with arthropathy) (M15.2)  
Secondary multiple arthrosis (M15.3)  
Erosive (osteo)arthrosis (M15.4)  
Other polyarthrosis (M15.8)  
Polyarthrosis, unspecified (M15.9)

**Coxarthrosis [arthrosis of hip] (M16)**

Primary coxarthrosis, bilateral (M16.0)  
Other primary coxarthrosis (M16.1)  
Coxarthrosis resulting from dysplasia, bilateral (M16.2)  
Other dysplastic coxarthrosis (M16.3)  
Posttraumatic coxarthrosis, bilateral (M16.4)  
Other posttraumatic coxarthrosis (M16.5)  
Other secondary coxarthrosis, bilateral (M16.6)  
Other secondary coxarthrosis (M16.7)  
Coxarthrosis, unspecified (M16.9)

**Gonarthrosis [arthrosis of knee] (M17)**

Primary gonarthrosis, bilateral (M17.0)  
Other primary gonarthrosis (M17.1)  
Posttraumatic gonarthrosis, bilateral (M17.2)  
Other posttraumatic gonarthrosis (M17.3)  
Other secondary gonarthrosis, bilateral (M17.4)  
Other secondary gonarthrosis (M17.5)  
Gonarthrosis, unspecified (M17.9)

**Arthrosis of first carpometacarpal joint (M18)**

Primary arthrosis of first carpometacarpal joints, bilateral (M18.0)  
Other primary arthrosis of first carpometacarpal joint (M18.1)  
Posttraumatic arthrosis of first carpometacarpal joints, bilateral (M18.2)  
Other posttraumatic arthrosis of first carpometacarpal joint (M18.3)  
Other secondary arthrosis of first carpometacarpal joints, bilateral (M18.4)  
Other secondary arthrosis of first carpometacarpal joint (M18.5)  
Arthrosis of first carpometacarpal joint, unspecified (M18.9)

**Other arthrosis (M19)**

Primary arthrosis of other joints (M19.0)  
Posttraumatic arthrosis of other joints (M19.1)  
Secondary arthrosis of other joints (M19.2)  
Other specified arthrosis (M19.8)  
Arthrosis, unspecified (M19.9)

**Other joint disorders (M20-M25)**

**Acquired deformities of fingers and toes (M20)**

Deformity of finger(s) (M20.0)  
Hallux valgus (acquired) (M20.1)  
Hallux rigidus (M20.2)  
Other deformity of hallux (acquired) (M20.3)  
Other hammer toe(s) (acquired) (M20.4)  
Other deformities of toe(s) (acquired) (M20.5)  
Acquired deformity of toe(s), unspecified (M20.6)

**Other acquired deformities of limbs (M21)**

Valgus deformity, not elsewhere classified (M21.0)  
Varus deformity, not elsewhere classified (M21.1)  
Flexion deformity (M21.2)  
Wrist or foot drop (acquired) (M21.3)  
Flat foot [pes planus] (acquired) (M21.4)  
Acquired clawhand, clubhand, clawfoot, and clubfoot (M21.5)  
Other acquired deformities of ankle and foot (M21.6)  
Unequal limb length (acquired) (M21.7)  
Other specified acquired deformities of limbs (M21.8)

Acquired deformity of limb, unspecified (M21.9)

Disorders of patella (M22)

Recurrent dislocation of patella (M22.0)  
Recurrent subluxation of patella (M22.1)  
Patellofemoral disorders (M22.2)  
Other derangements of patella (M22.3)  
Chondromalacia patellae (M22.4)  
Other disorders of patella (M22.8)  
Disorder of patella, unspecified (M22.9)

Internal derangement of knee (M23)

Cystic meniscus (M23.0)  
Discoid meniscus (congenital) (M23.1)  
Derangement of meniscus due to old tear or injury (M23.2)  
Other meniscus derangements (M23.3)  
Loose body in knee (M23.4)  
Chronic instability of knee (M23.5)  
Other spontaneous disruption of ligament(s) of knee (M23.6)  
Other internal derangements of knee (M23.8)  
Internal derangement of knee, unspecified (M23.9)

Other specific joint derangements (M24)

Loose body in joint (M24.0)  
Other articular cartilage disorders (M24.1)  
Disorder of ligament (M24.2)  
Pathological dislocation and subluxation of joint, not elsewhere classified (M24.3)  
Recurrent dislocation and subluxation of joint (M24.4)  
Contracture of joint (M24.5)  
Ankylosis of joint (M24.6)  
Protrusio acetabuli (M24.7)  
Other specific joint derangements, not elsewhere classified (M24.8)  
Joint derangement, unspecified (M24.9)

Other joint disorders, not elsewhere classified (M25)

Hemarthrosis (M25.0)  
Fistula of joint (M25.1)  
Flail joint (M25.2)  
Other instability of joint (M25.3)  
Effusion of joint (M25.4)  
Pain in joint (M25.5)  
Stiffness of joint, not elsewhere classified (M25.6)  
Osteophyte (M25.7)  
Other specified joint disorders (M25.8)  
Joint disorder, unspecified (M25.9)

**Systemic connective tissue disorders (M30-M35)**

Polyarteritis nodosa and related conditions (M30)

Polyarteritis nodosa (M30.0)  
Polyarteritis with lung involvement [Churg-Strauss] (M30.1)  
Juvenile polyarteritis (M30.2)  
Mucocutaneous lymph node syndrome [Kawasaki] (M30.3)  
Other conditions related to polyarteritis nodosa (M30.8)

Other necrotizing vasculopathies (M31)

Hypersensitivity angiitis (M31.0)  
Thrombotic microangiopathy (M31.1)  
Lethal midline granuloma (M31.2)  
Wegener's granulomatosis (M31.3)  
Aortic arch syndrome [Takayasu] (M31.4)  
Giant cell arteritis with polymyalgia rheumatica (M31.5)  
Other giant cell arteritis (M31.6)  
Other specified necrotizing vasculopathies (M31.8)  
Necrotizing vasculopathy, unspecified (M31.9)

Systemic lupus erythematosus (M32)

Drug-induced systemic lupus erythematosus (M32.0)  
Systemic lupus erythematosus with organ or system involvement (M32.1)  
Other forms of systemic lupus erythematosus (M32.8)

Systemic lupus erythematosus, unspecified (M32.9)

Dermatopolymyositis (M33)

Juvenile dermatomyositis (M33.0)

Other dermatomyositis (M33.1)

Polymyositis (M33.2)

Dermatopolymyositis, unspecified (M33.9)

Systemic sclerosis (M34)

Progressive systemic sclerosis (M34.0)

CR(E)ST syndrome (M34.1)

Systemic sclerosis induced by drugs and chemicals (M34.2)

Other forms of systemic sclerosis (M34.8)

Systemic sclerosis, unspecified (M34.9)

Other systemic involvement of connective tissue (M35)

Sicca syndrome [Sjögren] (M35.0)

Other overlap syndromes (M35.1)

Behçet's disease (M35.2)

Polymyalgia rheumatica (M35.3)

Diffuse (eosinophilic) fasciitis (M35.4)

Multifocal fibrosclerosis (M35.5)

Relapsing panniculitis [Weber-Christian] (M35.6)

Hypermobility syndrome (M35.7)

Other specified systemic involvement of connective tissue (M35.8)

Systemic involvement of connective tissue, unspecified (M35.9)

#### **Dorsopathies (M40-M54)**

Kyphosis and lordosis (M40)

Postural kyphosis (M40.0)

Other secondary kyphosis (M40.1)

Other and unspecified kyphosis (M40.2)

Flatback syndrome (M40.3)

Other lordosis (M40.4)

Lordosis, unspecified (M40.5)

Scoliosis (M41)

Infantile idiopathic scoliosis (M41.0)

Juvenile idiopathic scoliosis (M41.1)

Other idiopathic scoliosis (M41.2)

Thoracogenic scoliosis (M41.3)

Neuromuscular scoliosis (M41.4)

Other secondary scoliosis (M41.5)

Other forms of scoliosis (M41.8)

Scoliosis, unspecified (M41.9)

Spinal osteochondrosis (M42)

Juvenile osteochondrosis of spine (M42.0)

Adult osteochondrosis of spine (M42.1)

Spinal osteochondrosis, unspecified (M42.9)

Other deforming dorsopathies (M43)

Spondylolysis (M43.0)

Spondylolisthesis (M43.1)

Other fusion of spine (M43.2)

Recurrent atlantoaxial subluxation with myelopathy (M43.3)

Other recurrent atlantoaxial subluxation (M43.4)

Other recurrent vertebral subluxation (M43.5)

Torticollis (M43.6)

Other specified deforming dorsopathies (M43.8)

Deforming dorsopathy, unspecified (M43.9)

Ankylosing spondylitis (M45)

Other inflammatory spondylopathies (M46)

Spinal enthesopathy (M46.0)

Sacroiliitis, not elsewhere classified (M46.1)

Osteomyelitis of vertebra (M46.2)

Infection of intervertebral disc (pyogenic) (M46.3)



- Discitis, unspecified (M46.4)
- Other infective spondylopathies (M46.5)
- Other specified inflammatory spondylopathies (M46.8)
- Inflammatory spondylopathy, unspecified (M46.9)

Spondylosis (M47)

- Anterior spinal and vertebral artery compression syndromes (M47.0)
- Other spondylosis with myelopathy (M47.1)
- Other spondylosis with radiculopathy (M47.2)
- Other spondylosis (M47.8)
- Spondylosis, unspecified (M47.9)

Other spondylopathies (M48)

- Spinal stenosis (M48.0)
- Ankylosing hyperostosis [Forestier] (M48.1)
- Kissing spine (M48.2)
- Traumatic spondylopathy (M48.3)
- Fatigue fracture of vertebra (M48.4)
- Collapsed vertebra, not elsewhere classified (M48.5)
- Other specified spondylopathies (M48.8)
- Spondylopathy, unspecified (M48.9)

Cervical disc disorders (M50)

- Cervical disc disorder with myelopathy (M50.0)
- Cervical disc disorder with radiculopathy (M50.1)
- Other cervical disc displacement (M50.2)
- Other cervical disc degeneration (M50.3)
- Other cervical disc disorders (M50.8)
- Cervical disc disorder, unspecified (M50.9)

Other intervertebral disc disorders (M51)

- Lumbar and other intervertebral disc disorders with myelopathy (M51.0)
- Lumbar and other intervertebral disc disorders with radiculopathy (M51.1)
- Other specified intervertebral disc displacement (M51.2)
- Other specified intervertebral disc degeneration (M51.3)
- Schmorl's nodes (M51.4)
- Other specified intervertebral disc disorders (M51.8)
- Intervertebral disc disorder, unspecified (M51.9)

Other dorsopathies, not elsewhere classified (M53)

- Cervicocranial syndrome (M53.0)
- Cervicobrachial syndrome (M53.1)
- Spinal instabilities (M53.2)
- Sacroccygeal disorders, not elsewhere classified (M53.3)
- Other specified dorsopathies (M53.8)
- Dorsopathy, unspecified (M53.9)

Dorsalgia (M54)

- Panniculitis affecting regions of neck and back (M54.0)
- Radiculopathy (M54.1)
- Cervicalgia (M54.2)
- Sciatica (M54.3)
- Lumbago with sciatica (M54.4)
- Low back pain (M54.5)
- Pain in thoracic spine (M54.6)
- Other dorsalgia (M54.8)
- Dorsalgia, unspecified (M54.9)

**Soft tissue disorders (M60-M79)**

**Disorders of muscles (M60-M62)**

Myositis (M60)

- Infective myositis (M60.0)
- Interstitial myositis (M60.1)
- Foreign body granuloma of soft tissue, not elsewhere classified (M60.2)
- Other myositis (M60.8)
- Myositis, unspecified (M60.9)

Calcification and ossification of muscle (M61)

- Myositis ossificans traumatica (M61.0)
- Myositis ossificans progressiva (M61.1)
- Paralytic calcification and ossification of muscle (M61.2)
- Calcification and ossification of muscles associated with burns (M61.3)
- Other calcification of muscle (M61.4)
- Other ossification of muscle (M61.5)
- Calcification and ossification of muscle, unspecified (M61.9)

Other disorders of muscle (M62)

- Diastasis of muscle (M62.0)
- Other rupture of muscle (nontraumatic) (M62.1)
- Ischemic infarction of muscle (M62.2)
- Immobility syndrome (paraplegic) (M62.3)
- Contracture of muscle (M62.4)
- Muscle wasting and atrophy, not elsewhere classified (M62.5)
- Muscle strain (M62.6)
- Other specified disorders of muscle (M62.8)
- Disorder of muscle, unspecified (M62.9)

**Disorders of synovium and tendon (M65-M67)**

Synovitis and tenosynovitis (M65)

- Abscess of tendon sheath (M65.0)
- Other infective (teno)synovitis (M65.1)
- Calcific tendinitis (M65.2)
- Trigger finger (M65.3)
- Radial styloid tenosynovitis [de Quervain] (M65.4)
- Other synovitis and tenosynovitis (M65.8)
- Synovitis and tenosynovitis, unspecified (M65.9)

Spontaneous rupture of synovium and tendon (M66)

- Rupture of popliteal cyst (M66.0)
- Rupture of synovium (M66.1)
- Spontaneous rupture of extensor tendons (M66.2)
- Spontaneous rupture of flexor tendons (M66.3)
- Spontaneous rupture of other tendons (M66.4)
- Spontaneous rupture of unspecified tendon (M66.5)

Other disorders of synovium and tendon (M67)

- Short Achilles tendon (acquired) (M67.0)
- Other contracture of tendon (sheath) (M67.1)
- Synovial hypertrophy, not elsewhere classified (M67.2)
- Transient synovitis (M67.3)
- Ganglion (M67.4)
- Other specified disorders of synovium and tendon (M67.8)
- Disorder of synovium and tendon, unspecified (M67.9)

**Other soft tissue disorders (M70-M79)**

Soft tissue disorders related to use, overuse, and pressure (M70)

- Chronic crepitant synovitis of hand and wrist (M70.0)
- Bursitis of hand (M70.1)
- Olecranon bursitis (M70.2)
- Other bursitis of elbow (M70.3)
- Prepatellar bursitis (M70.4)
- Other bursitis of knee (M70.5)
- Trochanteric bursitis (M70.6)
- Other bursitis of hip (M70.7)
- Other soft tissue disorders related to use, overuse, and pressure (M70.8)
- Unspecified soft tissue disorder related to use, overuse, and pressure (M70.9)

Other bursopathies (M71)

- Abscess of bursa (M71.0)
- Other infective bursitis (M71.1)
- Synovial cyst of popliteal space [Baker] (M71.2)
- Other bursal cyst (M71.3)
- Calcium deposit in bursa (M71.4)
- Other bursitis, not elsewhere classified (M71.5)
- Other specified bursopathies (M71.8)
- Bursopathy, unspecified (M71.9)

Fibroblastic disorders (M72)  
Palmar fascial fibromatosis [Dupuytren] (M72.0)  
Knuckle pads (M72.1)  
Plantar fascial fibromatosis (M72.2)  
Nodular fasciitis (M72.3)  
Pseudosarcomatous fibromatosis (M72.4)  
Fasciitis, not elsewhere classified (M72.5)  
Other fibroblastic disorders (M72.8)  
Fibroblastic disorder, unspecified (M72.9)

Shoulder lesions (M75)  
Adhesive capsulitis of shoulder (M75.0)  
Rotator cuff syndrome (M75.1)  
Bicipital tendinitis (M75.2)  
Calcific tendinitis of shoulder (M75.3)  
Impingement syndrome of shoulder (M75.4)  
Bursitis of shoulder (M75.5)  
Other shoulder lesions (M75.8)  
Shoulder lesion, unspecified (M75.9)

Enthesopathies of lower limb, excluding foot (M76)  
Gluteal tendinitis (M76.0)  
Psoas tendinitis (M76.1)  
Iliac crest spur (M76.2)  
Iliotibial band syndrome (M76.3)  
Tibial collateral bursitis [Pellegrini-Stieda] (M76.4)  
Patellar tendinitis (M76.5)  
Achilles tendinitis (M76.6)  
Peroneal tendinitis (M76.7)  
Other enthesopathies of lower limb, excluding foot (M76.8)  
Enthesopathy of lower limb, unspecified (M76.9)

Other enthesopathies (M77)  
Medial epicondylitis (M77.0)  
Lateral epicondylitis (M77.1)  
Periarthritis of wrist (M77.2)  
Calcaneal spur (M77.3)  
Metatarsalgia (M77.4)  
Other enthesopathy of foot (M77.5)  
Other enthesopathies, not elsewhere classified (M77.8)  
Enthesopathy, unspecified (M77.9)

Other soft tissue disorders, not elsewhere classified (M79)  
Rheumatism, unspecified (M79.0)  
Myalgia (M79.1)  
Neuralgia and neuritis, unspecified (M79.2)  
Panniculitis, unspecified (M79.3)  
Hypertrophy of (infrapatellar) fat pad (M79.4)  
Residual foreign body in soft tissue (M79.5)  
Pain in limb (M79.6)  
Other specified soft tissue disorders (M79.8)  
Soft tissue disorder, unspecified (M79.9)

#### **Osteopathies and chondropathies (M80-M94)**

##### **Disorders of bone density and structure (M80-M85)**

Osteoporosis with pathological fracture (M80)  
Postmenopausal osteoporosis with pathological fracture (M80.0)  
Postoophorectomy osteoporosis with pathological fracture (M80.1)  
Osteoporosis of disuse with pathological fracture (M80.2)  
Postsurgical malabsorption osteoporosis with pathological fracture (M80.3)  
Drug-induced osteoporosis with pathological fracture (M80.4)  
Idiopathic osteoporosis with pathological fracture (M80.5)  
Other osteoporosis with pathological fracture (M80.8)  
Unspecified osteoporosis with pathological fracture (M80.9)

Osteoporosis without pathological fracture (M81)  
Postmenopausal osteoporosis (M81.0)

- Postopphorectomy osteoporosis (M81.1)
- Osteoporosis of disuse (M81.2)
- Postsurgical malabsorption osteoporosis (M81.3)
- Drug-induced osteoporosis (M81.4)
- Idiopathic osteoporosis (M81.5)
- Localized osteoporosis [Lequesne] (M81.6)
- Other osteoporosis (M81.8)
- Osteoporosis, unspecified (M81.9)

Adult osteomalacia (M83)

- Puerperal osteomalacia (M83.0)
- Senile osteomalacia (M83.1)
- Adult osteomalacia due to malabsorption (M83.2)
- Adult osteomalacia due to malnutrition (M83.3)
- Aluminum bone disease (M83.4)
- Other drug-induced osteomalacia in adults (M83.5)
- Other adult osteomalacia (M83.8)
- Adult osteomalacia, unspecified (M83.9)

Disorders of continuity of bone (M84)

- Malunion of fracture (M84.0)
- Nonunion of fracture [pseudarthrosis] (M84.1)
- Delayed union of fracture (M84.2)
- Stress fracture, not elsewhere classified (M84.3)
- Pathological fracture, not elsewhere classified (M84.4)
- Other disorders of continuity of bone (M84.8)
- Disorder of continuity of bone, unspecified (M84.9)

Other disorders of bone density and structure (M85)

- Fibrous dysplasia (monostotic) (M85.0)
- Skeletal fluorosis (M85.1)
- Hyperostosis of skull (M85.2)
- Osteitis condensans (M85.3)
- Solitary bone cyst (M85.4)
- Aneurysmal bone cyst (M85.5)
- Other cyst of bone (M85.6)
- Other specified disorders of bone density and structure (M85.8)
- Disorder of bone density and structure, unspecified (M85.9)

**Other osteopathies (M86-M89)**

Osteomyelitis (M86)

- Acute hematogenous osteomyelitis (M86.0)
- Other acute osteomyelitis (M86.1)
- Subacute osteomyelitis (M86.2)
- Chronic multifocal osteomyelitis (M86.3)
- Chronic osteomyelitis with draining sinus (M86.4)
- Other chronic hematogenous osteomyelitis (M86.5)
- Other chronic osteomyelitis (M86.6)
- Other osteomyelitis (M86.8)
- Osteomyelitis, unspecified (M86.9)

Osteonecrosis (M87)

- Idiopathic aseptic necrosis of bone (M87.0)
- Osteonecrosis due to drugs (M87.1)
- Osteonecrosis due to previous trauma (M87.2)
- Other secondary osteonecrosis (M87.3)
- Other osteonecrosis (M87.8)
- Osteonecrosis, unspecified (M87.9)

Paget's disease of bone [osteitis deformans] (M88)

- Paget's disease of skull (M88.0)
- Paget's disease of other bones (M88.8)
- Paget's disease of bone, unspecified (M88.9)

Other disorders of bone (M89)

- Algoneurodystrophy (M89.0)
- Epiphyseal arrest (M89.1)
- Other disorders of bone development and growth (M89.2)
- Hypertrophy of bone (M89.3)

Other hypertrophic osteoarthropathy (M89.4)  
Osteolysis (M89.5)  
Osteopathy after poliomyelitis (M89.6)  
Other specified disorders of bone (M89.8)  
Disorder of bone, unspecified (M89.9)

#### **Chondropathies (M91-M94)**

Juvenile osteochondrosis of hip and pelvis (M91)  
  Juvenile osteochondrosis of pelvis (M91.0)  
  Juvenile osteochondrosis of head of femur [Legg-Calvé-Perthes] (M91.1)  
  Coxa plana (M91.2)  
  Pseudocoxalgia (M91.3)  
  Other juvenile osteochondrosis of hip and pelvis (M91.8)  
  Juvenile osteochondrosis of hip and pelvis, unspecified (M91.9)

Other juvenile osteochondrosis (M92)  
  Juvenile osteochondrosis of humerus (M92.0)  
  Juvenile osteochondrosis of radius and ulna (M92.1)  
  Juvenile osteochondrosis of hand (M92.2)  
  Other juvenile osteochondrosis of upper limb (M92.3)  
  Juvenile osteochondrosis of patella (M92.4)  
  Juvenile osteochondrosis of tibia and fibula (M92.5)  
  Juvenile osteochondrosis of tarsus (M92.6)  
  Juvenile osteochondrosis of metatarsus (M92.7)  
  Other specified juvenile osteochondrosis (M92.8)  
  Juvenile osteochondrosis, unspecified (M92.9)

Other osteochondropathies (M93)  
  Slipped upper femoral epiphysis (nontraumatic) (M93.0)  
  Kienböck's disease of adults (M93.1)  
  Osteochondritis dissecans (M93.2)  
  Other specified osteochondropathies (M93.8)  
  Osteochondropathy, unspecified (M93.9)

Other disorders of cartilage (M94)  
  Chondrocostal junction syndrome [Tietze] (M94.0)  
  Relapsing polychondritis (M94.1)  
  Chondromalacia (M94.2)  
  Chondrolysis (M94.3)  
  Other specified disorders of cartilage (M94.8)  
  Disorder of cartilage, unspecified (M94.9)

#### **Other disorders of the musculoskeletal system and connective tissue (M95-M99)**

Other acquired deformities of musculoskeletal system and connective tissue (M95)  
  Acquired deformity of nose (M95.0)  
  Cauliflower ear (M95.1)  
  Other acquired deformity of head (M95.2)  
  Acquired deformity of neck (M95.3)  
  Acquired deformity of chest and rib (M95.4)  
  Acquired deformity of pelvis (M95.5)  
  Other specified acquired deformities of musculoskeletal system (M95.8)  
  Acquired deformity of musculoskeletal system, unspecified (M95.9)

Postprocedural musculoskeletal disorders, not elsewhere classified (M96)  
  Pseudarthrosis after fusion or arthrodesis (M96.0)  
  Postlaminectomy syndrome, not elsewhere classified (M96.1)  
  Postradiation kyphosis (M96.2)  
  Postlaminectomy kyphosis (M96.3)  
  Postsurgical lordosis (M96.4)  
  Postradiation scoliosis (M96.5)  
  Fracture of bone following insertion of orthopedic implant, joint prosthesis, or bone plate (M96.6)  
  Other postprocedural musculoskeletal disorders (M96.8)  
  Postprocedural musculoskeletal disorder, unspecified (M96.9)

Biomechanical lesions, not elsewhere classified (M99)  
  Segmental and somatic dysfunction (M99.0)  
  Subluxation complex (vertebral) (M99.1)  
  Subluxation stenosis of neural canal (M99.2)

Osseous stenosis of neural canal (M99.3)  
Connective tissue stenosis of neural canal (M99.4)  
Intervertebral disc stenosis of neural canal (M99.5)  
Osseous and subluxation stenosis of intervertebral foramina (M99.6)  
Connective tissue and disc stenosis of intervertebral foramina (M99.7)  
Other biomechanical lesions (M99.8)  
Biomechanical lesion, unspecified (M99.9)

#### **XIV. Diseases of the genitourinary system (N00-N98)**

##### **Glomerular diseases (N00-N07)**

###### Acute nephritic syndrome (N00)

Minor glomerular abnormality (N00.0)  
Focal and segmental glomerular lesions (N00.1)  
Diffuse membranous glomerulonephritis (N00.2)  
Diffuse mesangial proliferative glomerulonephritis (N00.3)  
Diffuse endocapillary proliferative glomerulonephritis (N00.4)  
Diffuse mesangiocapillary glomerulonephritis (N00.5)  
Dense deposit disease (N00.6)  
Diffuse crescentic glomerulonephritis (N00.7)  
Other (N00.8)  
Unspecified (N00.9)

###### Rapidly progressive nephritic syndrome (N01)

Minor glomerular abnormality (N01.0)  
Focal and segmental glomerular lesions (N01.1)  
Diffuse membranous glomerulonephritis (N01.2)  
Diffuse mesangial proliferative glomerulonephritis (N01.3)  
Diffuse endocapillary proliferative glomerulonephritis (N01.4)  
Diffuse mesangiocapillary glomerulonephritis (N01.5)  
Dense deposit disease (N01.6)  
Diffuse crescentic glomerulonephritis (N01.7)  
Other (N01.8)  
Unspecified (N01.9)

###### Recurrent and persistent hematuria (N02)

Minor glomerular abnormality (N02.0)  
Focal and segmental glomerular lesions (N02.1)  
Diffuse membranous glomerulonephritis (N02.2)  
Diffuse mesangial proliferative glomerulonephritis (N02.3)  
Diffuse endocapillary proliferative glomerulonephritis (N02.4)  
Diffuse mesangiocapillary glomerulonephritis (N02.5)  
Dense deposit disease (N02.6)  
Diffuse crescentic glomerulonephritis (N02.7)  
Other (N02.8)  
Unspecified (N02.9)

###### Chronic nephritic syndrome (N03)

Minor glomerular abnormality (N03.0)  
Focal and segmental glomerular lesions (N03.1)  
Diffuse membranous glomerulonephritis (N03.2)  
Diffuse mesangial proliferative glomerulonephritis (N03.3)  
Diffuse endocapillary proliferative glomerulonephritis (N03.4)  
Diffuse mesangiocapillary glomerulonephritis (N03.5)  
Dense deposit disease (N03.6)  
Diffuse crescentic glomerulonephritis (N03.7)  
Other (N03.8)  
Unspecified (N03.9)

###### Nephrotic syndrome (N04)

Minor glomerular abnormality (N04.0)  
Focal and segmental glomerular lesions (N04.1)  
Diffuse membranous glomerulonephritis (N04.2)  
Diffuse mesangial proliferative glomerulonephritis (N04.3)  
Diffuse endocapillary proliferative glomerulonephritis (N04.4)  
Diffuse mesangiocapillary glomerulonephritis (N04.5)  
Dense deposit disease (N04.6)  
Diffuse crescentic glomerulonephritis (N04.7)  
Other (N04.8)

Unspecified (N04.9)

Unspecified nephritic syndrome (N05)

Minor glomerular abnormality (N05.0)

Focal and segmental glomerular lesions (N05.1)

Diffuse membranous glomerulonephritis (N05.2)

Diffuse mesangial proliferative glomerulonephritis (N05.3)

Diffuse endocapillary proliferative glomerulonephritis (N05.4)

Diffuse mesangiocapillary glomerulonephritis (N05.5)

Dense deposit disease (N05.6)

Diffuse crescentic glomerulonephritis (N05.7)

Other (N05.8)

Unspecified (N05.9)

Isolated proteinuria with specified morphological lesion (N06)

Minor glomerular abnormality (N06.0)

Focal and segmental glomerular lesions (N06.1)

Diffuse membranous glomerulonephritis (N06.2)

Diffuse mesangial proliferative glomerulonephritis (N06.3)

Diffuse endocapillary proliferative glomerulonephritis (N06.4)

Diffuse mesangiocapillary glomerulonephritis (N06.5)

Dense deposit disease (N06.6)

Diffuse crescentic glomerulonephritis (N06.7)

Other (N06.8)

Unspecified (N06.9)

Hereditary nephropathy, not elsewhere classified (N07)

Minor glomerular abnormality (N07.0)

Focal and segmental glomerular lesions (N07.1)

Diffuse membranous glomerulonephritis (N07.2)

Diffuse mesangial proliferative glomerulonephritis (N07.3)

Diffuse endocapillary proliferative glomerulonephritis (N07.4)

Diffuse mesangiocapillary glomerulonephritis (N07.5)

Dense deposit disease (N07.6)

Diffuse crescentic glomerulonephritis (N07.7)

Other (N07.8)

Unspecified (N07.9)

#### **Renal tubulo-interstitial diseases (N10-N15)**

Acute tubulo-interstitial nephritis (N10)

Chronic tubulo-interstitial nephritis (N11)

Nonobstructive reflux-associated chronic pyelonephritis (N11.0)

Chronic obstructive pyelonephritis (N11.1)

Other chronic tubulo-interstitial nephritis (N11.8)

Chronic tubulo-interstitial nephritis, unspecified (N11.9)

Tubulo-interstitial nephritis, not specified as acute or chronic (N12)

Obstructive and reflux uropathy (N13)

Hydronephrosis with ureteropelvic junction obstruction (N13.0)

Hydronephrosis with ureteral stricture, not elsewhere classified (N13.1)

Hydronephrosis with renal and ureteral calculous obstruction (N13.2)

Other and unspecified hydronephrosis (N13.3)

Hydroureter (N13.4)

Kinking and stricture of ureter without hydronephrosis (N13.5)

Pyonephrosis (N13.6)

Vesicoureteral-reflux-associated uropathy (N13.7)

Other obstructive and reflux uropathy (N13.8)

Obstructive and reflux uropathy, unspecified (N13.9)

Drug- and heavy-metal-induced tubulo-interstitial and tubular conditions (N14)

Analgesic nephropathy (N14.0)

Nephropathy induced by other drugs, medicaments, and biological substances (N14.1)

Nephropathy induced by unspecified drug, medicament, or biological substance (N14.2)

Nephropathy induced by heavy metals (N14.3)

Toxic nephropathy, not elsewhere classified (N14.4)

Other renal tubulo-interstitial diseases (N15)

Balkan nephropathy (N15.0)  
Renal and perinephric abscess (N15.1)  
Other specified renal tubulo-interstitial diseases (N15.8)  
Renal tubulo-interstitial disease, unspecified (N15.9)

**Renal failure (N17-N19)**

Acute renal failure (N17)  
Acute renal failure with tubular necrosis (N17.0)  
Acute renal failure with acute cortical necrosis (N17.1)  
Acute renal failure with medullary necrosis (N17.2)  
Other acute renal failure (N17.8)  
Acute renal failure, unspecified (N17.9)

Chronic renal failure (N18)  
End-stage renal disease (N18.0)  
Other chronic renal failure (N18.8)  
Chronic renal failure, unspecified (N18.9)

Unspecified renal failure (N19)

**Urolithiasis (N20-N23)**

Calculus of kidney and ureter (N20)  
Calculus of kidney (N20.0)  
Calculus of ureter (N20.1)  
Calculus of kidney with calculus of ureter (N20.2)  
Urinary calculus, unspecified (N20.9)

Calculus of lower urinary tract (N21)  
Calculus in bladder (N21.0)  
Calculus in urethra (N21.1)  
Other lower urinary tract calculus (N21.8)  
Calculus of lower urinary tract, unspecified (N21.9)

Unspecified renal colic (N23)

**Other disorders of kidney and ureter (N25-N28)**

Disorders resulting from impaired renal tubular function (N25)  
Renal osteodystrophy (N25.0)  
Nephrogenic diabetes insipidus (N25.1)  
Other disorders resulting from impaired renal tubular function (N25.8)  
Disorder resulting from impaired renal tubular function, unspecified (N25.9)

Unspecified contracted kidney (N26)

Small kidney of unknown cause (N27)  
Small kidney, unilateral (N27.0)  
Small kidney, bilateral (N27.1)  
Small kidney, unspecified (N27.9)

Other disorders of kidney and ureter, not elsewhere classified (N28)  
Ischemia and infarction of kidney (N28.0)  
Cyst of kidney, acquired (N28.1)  
Other specified disorders of kidney and ureter (N28.8)  
Disorder of kidney and ureter, unspecified (N28.9)

**Other diseases of the urinary system (N30-N39)**

Cystitis (N30)  
Acute cystitis (N30.0)  
Interstitial cystitis (chronic) (N30.1)  
Other chronic cystitis (N30.2)  
Trigonitis (N30.3)  
Irradiation cystitis (N30.4)  
Other cystitis (N30.8)  
Cystitis, unspecified (N30.9)

Neuromuscular dysfunction of bladder, not elsewhere classified (N31)



- Uninhibited neuropathic bladder, not elsewhere classified (N31.0)
- Reflex neuropathic bladder, not elsewhere classified (N31.1)
- Flaccid neuropathic bladder, not elsewhere classified (N31.2)
- Other neuromuscular dysfunction of bladder (N31.8)
- Neuromuscular dysfunction of bladder, unspecified (N31.9)

- Other disorders of bladder (N32)
  - Bladder-neck obstruction (N32.0)
  - Vesicointestinal fistula (N32.1)
  - Vesical fistula, not elsewhere classified (N32.2)
  - Diverticulum of bladder (N32.3)
  - Rupture of bladder, nontraumatic (N32.4)
  - Other specified disorders of bladder (N32.8)
  - Bladder disorder, unspecified (N32.9)

- Urethritis and urethral syndrome (N34)
  - Urethral abscess (N34.0)
  - Nonspecific urethritis (N34.1)
  - Other urethritis (N34.2)
  - Urethral syndrome, unspecified (N34.3)

- Urethral stricture (N35)
  - Posttraumatic urethral stricture (N35.0)
  - Postinfective urethral stricture, not elsewhere classified (N35.1)
  - Other urethral stricture (N35.8)
  - Urethral stricture, unspecified (N35.9)

- Other disorders of urethra (N36)
  - Urethral fistula (N36.0)
  - Urethral diverticulum (N36.1)
  - Urethral caruncle (N36.2)
  - Prolapsed urethral mucosa (N36.3)
  - Other specified disorders of urethra (N36.8)
  - Urethral disorder, unspecified (N36.9)

- Other disorders of urinary system (N39)
  - Urinary tract infection, site not specified (N39.0)
  - Persistent proteinuria, unspecified (N39.1)
  - Orthostatic proteinuria, unspecified (N39.2)
  - Stress incontinence (N39.3)
  - Other specified urinary incontinence (N39.4)
  - Other specified disorders of urinary system (N39.8)
  - Disorder of urinary system, unspecified (N39.9)

#### **Diseases of male genital organs (N40-N50)**

- Hyperplasia of prostate (N40)

- Inflammatory diseases of prostate (N41)
  - Acute prostatitis (N41.0)
  - Chronic prostatitis (N41.1)
  - Abscess of prostate (N41.2)
  - Prostatocystitis (N41.3)
  - Other inflammatory diseases of prostate (N41.8)
  - Inflammatory disease of prostate, unspecified (N41.9)

- Other disorders of prostate (N42)
  - Calculus of prostate (N42.0)
  - Congestion and hemorrhage of prostate (N42.1)
  - Atrophy of prostate (N42.2)
  - Other specified disorders of prostate (N42.8)
  - Disorder of prostate, unspecified (N42.9)

- Hydrocele and spermatocele (N43)
  - Encysted hydrocele (N43.0)
  - Infected hydrocele (N43.1)
  - Other hydrocele (N43.2)
  - Hydrocele, unspecified (N43.3)
  - Spermatocele (N43.4)

Torsion of testis (N44)

Orchitis and epididymitis (N45)

Orchitis, epididymitis, and epididymo-orchitis with abscess (N45.0)

Orchitis, epididymitis, and epididymo-orchitis without abscess (N45.9)

Male infertility (N46)

Redundant prepuce, phimosis, and paraphimosis (N47)

Other disorders of penis (N48)

Leukoplakia of penis (N48.0)

Balanoposthitis (N48.1)

Other inflammatory disorders of penis (N48.2)

Priapism (N48.3)

Impotence of organic origin (N48.4)

Ulcer of penis (N48.5)

Balanitis xerotica obliterans (N48.6)

Other specified disorders of penis (N48.8)

Disorder of penis, unspecified (N48.9)

Inflammatory disorders of male genital organs, not elsewhere classified (N49)

Inflammatory disorders of seminal vesicle (N49.0)

Inflammatory disorders of spermatic cord, tunica vaginalis, and vas deferens (N49.1)

Inflammatory disorders of scrotum (N49.2)

Inflammatory disorders of other specified male genital organs (N49.8)

Inflammatory disorder of unspecified male genital organ (N49.9)

Other disorders of male genital organs (N50)

Atrophy of testis (N50.0)

Vascular disorders of male genital organs (N50.1)

Other specified disorders of male genital organs (N50.8)

Disorder of male genital organs, unspecified (N50.9)

#### **Disorders of breast (N60-N64)**

Benign mammary dysplasia (N60)

Solitary cyst of breast (N60.0)

Diffuse cystic mastopathy (N60.1)

Fibroadenosis of breast (N60.2)

Fibrosclerosis of breast (N60.3)

Mammary duct ectasia (N60.4)

Other benign mammary dysplasias (N60.8)

Benign mammary dysplasia, unspecified (N60.9)

Inflammatory disorders of breast (N61)

Hypertrophy of breast (N62)

Unspecified lump in breast (N63)

Other disorders of breast (N64)

Fissure and fistula of nipple (N64.0)

Fat necrosis of breast (N64.1)

Atrophy of breast (N64.2)

Galactorrhea not associated with childbirth (N64.3)

Mastodynia (N64.4)

Other signs and symptoms in breast (N64.5)

Other specified disorders of breast (N64.8)

Disorder of breast, unspecified (N64.9)

#### **Inflammatory diseases of female pelvic organs (N70-N76)**

Salpingitis and oophoritis (N70)

Acute salpingitis and oophoritis (N70.0)

Chronic salpingitis and oophoritis (N70.1)

Salpingitis and oophoritis, unspecified (N70.9)

Inflammatory disease of uterus, except cervix (N71)

Acute inflammatory disease of uterus (N71.0)

Chronic inflammatory disease of uterus (N71.1)  
Inflammatory disease of uterus, unspecified (N71.9)

Inflammatory disease of cervix uteri (N72)

Other female pelvic inflammatory diseases (N73)  
Acute parametritis and pelvic cellulitis (N73.0)  
Chronic parametritis and pelvic cellulitis (N73.1)  
Unspecified parametritis and pelvic cellulitis (N73.2)  
Female acute pelvic peritonitis (N73.3)  
Female chronic pelvic peritonitis (N73.4)  
Female pelvic peritonitis, unspecified (N73.5)  
Female pelvic peritoneal adhesions (N73.6)  
Other specified female pelvic inflammatory diseases (N73.8)  
Female pelvic inflammatory disease, unspecified (N73.9)

Diseases of Bartholin's gland (N75)  
Cyst of Bartholin's gland (N75.0)  
Abscess of Bartholin's gland (N75.1)  
Other diseases of Bartholin's gland (N75.8)  
Disease of Bartholin's gland, unspecified (N75.9)

Other inflammation of vagina and vulva (N76)  
Acute vaginitis (N76.0)  
Subacute and chronic vaginitis (N76.1)  
Acute vulvitis (N76.2)  
Subacute and chronic vulvitis (N76.3)  
Abscess of vulva (N76.4)  
Ulceration of vagina (N76.5)  
Ulceration of vulva (N76.6)  
Other specified inflammation of vagina and vulva (N76.8)

#### **Noninflammatory disorders of female genital tract (N80-N98)**

Endometriosis (N80)  
Endometriosis of uterus (N80.0)  
Endometriosis of ovary (N80.1)  
Endometriosis of fallopian tube (N80.2)  
Endometriosis of pelvic peritoneum (N80.3)  
Endometriosis of rectovaginal septum and vagina (N80.4)  
Endometriosis of intestine (N80.5)  
Endometriosis in cutaneous scar (N80.6)  
Other endometriosis (N80.8)  
Endometriosis, unspecified (N80.9)

Female genital prolapse (N81)  
Female urethrocele (N81.0)  
Cystocele (N81.1)  
Incomplete uterovaginal prolapse (N81.2)  
Complete uterovaginal prolapse (N81.3)  
Uterovaginal prolapse, unspecified (N81.4)  
Vaginal enterocele (N81.5)  
Rectocele (N81.6)  
Other female genital prolapse (N81.8)  
Female genital prolapse, unspecified (N81.9)

Fistulae involving female genital tract (N82)  
Vesicovaginal fistula (N82.0)  
Other female urinary-genital tract fistulae (N82.1)  
Fistula of vagina to small intestine (N82.2)  
Fistula of vagina to large intestine (N82.3)  
Other female intestinal-genital tract fistulae (N82.4)  
Female genital tract-skin fistulae (N82.5)  
Other female genital tract fistulae (N82.8)  
Female genital tract fistula, unspecified (N82.9)

Noninflammatory disorders of ovary, fallopian tube, and broad ligament (N83)  
Follicular cyst of ovary (N83.0)  
Corpus luteum cyst (N83.1)  
Other and unspecified ovarian cysts (N83.2)

Acquired atrophy of ovary and fallopian tube (N83.3)  
 Prolapse and hernia of ovary and fallopian tube (N83.4)  
 Torsion of ovary, ovarian pedicle, and fallopian tube (N83.5)  
 Hematosalpinx (N83.6)  
 Hematoma of broad ligament (N83.7)  
 Other noninflammatory disorders of ovary, fallopian tube, and broad ligament (N83.8)  
 Noninflammatory disorder of ovary, fallopian tube, and broad ligament, unspecified (N83.9)

Polyp of female genital tract (N84)  
   Polyp of corpus uteri (N84.0)  
   Polyp of cervix uteri (N84.1)  
   Polyp of vagina (N84.2)  
   Polyp of vulva (N84.3)  
   Polyp of other parts of female genital tract (N84.8)  
   Polyp of female genital tract, unspecified (N84.9)

Other noninflammatory disorders of uterus, except cervix (N85)  
   Endometrial glandular hyperplasia (N85.0)  
   Endometrial adenomatous hyperplasia (N85.1)  
   Hypertrophy of uterus (N85.2)  
   Subinvolution of uterus (N85.3)  
   Malposition of uterus (N85.4)  
   Inversion of uterus (N85.5)  
   Intrauterine synechiae (N85.6)  
   Hematometra (N85.7)  
   Other specified noninflammatory disorders of uterus (N85.8)  
   Noninflammatory disorder of uterus, unspecified (N85.9)

Erosion and ectropion of cervix uteri (N86)

Dysplasia of cervix uteri (N87)  
   Mild cervical dysplasia (N87.0)  
   Moderate cervical dysplasia (N87.1)  
   Severe cervical dysplasia, not elsewhere classified (N87.2)  
   Dysplasia of cervix uteri, unspecified (N87.9)

Other noninflammatory disorders of cervix uteri (N88)  
   Leukoplakia of cervix uteri (N88.0)  
   Old laceration of cervix uteri (N88.1)  
   Stricture and stenosis of cervix uteri (N88.2)  
   Incompetence of cervix uteri (N88.3)  
   Hypertrophic elongation of cervix uteri (N88.4)  
   Other specified noninflammatory disorders of cervix uteri (N88.8)  
   Noninflammatory disorder of cervix uteri, unspecified (N88.9)

Other noninflammatory disorders of vagina (N89)  
   Mild vaginal dysplasia (N89.0)  
   Moderate vaginal dysplasia (N89.1)  
   Severe vaginal dysplasia, not elsewhere classified (N89.2)  
   Dysplasia of vagina, unspecified (N89.3)  
   Leukoplakia of vagina (N89.4)  
   Stricture and atresia of vagina (N89.5)  
   Tight hymenal ring (N89.6)  
   Hematocolpos (N89.7)  
   Other specified noninflammatory disorders of vagina (N89.8)  
   Noninflammatory disorder of vagina, unspecified (N89.9)

Other noninflammatory disorders of vulva and perineum (N90)  
   Mild vulvar dysplasia (N90.0)  
   Moderate vulvar dysplasia (N90.1)  
   Severe vulvar dysplasia, not elsewhere classified (N90.2)  
   Dysplasia of vulva, unspecified (N90.3)  
   Leukoplakia of vulva (N90.4)  
   Atrophy of vulva (N90.5)  
   Hypertrophy of vulva (N90.6)  
   Vulvar cyst (N90.7)  
   Other specified noninflammatory disorders of vulva and perineum (N90.8)  
   Noninflammatory disorder of vulva and perineum, unspecified (N90.9)

Absent, scanty, and rare menstruation (N91)

- Primary amenorrhea (N91.0)
- Secondary amenorrhea (N91.1)
- Amenorrhea, unspecified (N91.2)
- Primary oligomenorrhea (N91.3)
- Secondary oligomenorrhea (N91.4)
- Oligomenorrhea, unspecified (N91.5)

Excessive, frequent, and irregular menstruation (N92)

- Excessive and frequent menstruation with regular cycle (N92.0)
- Excessive and frequent menstruation with irregular cycle (N92.1)
- Excessive menstruation at puberty (N92.2)
- Ovulation bleeding (N92.3)
- Excessive bleeding in the premenopausal period (N92.4)
- Other specified irregular menstruation (N92.5)
- Irregular menstruation, unspecified (N92.6)

Other abnormal uterine and vaginal bleeding (N93)

- Postcoital and contact bleeding (N93.0)
- Other specified abnormal uterine and vaginal bleeding (N93.8)
- Abnormal uterine and vaginal bleeding, unspecified (N93.9)

Pain and other conditions associated with female genital organs and menstrual cycle (N94)

- Mittelschmerz (N94.0)
- Dyspareunia (N94.1)
- Vaginismus (N94.2)
- Premenstrual tension syndrome (N94.3)
- Primary dysmenorrhea (N94.4)
- Secondary dysmenorrhea (N94.5)
- Dysmenorrhea, unspecified (N94.6)
- Other specified conditions associated with female genital organs and menstrual cycle (N94.8)
- Unspecified condition associated with female genital organs and menstrual cycle (N94.9)

Menopausal and other perimenopausal disorders (N95)

- Postmenopausal bleeding (N95.0)
- Menopausal and female climacteric states (N95.1)
- Postmenopausal atrophic vaginitis (N95.2)
- States associated with artificial menopause (N95.3)
- Other specified menopausal and perimenopausal disorders (N95.8)
- Menopausal and perimenopausal disorder, unspecified (N95.9)

Habitual aborter (N96)

Female infertility (N97)

- Female infertility associated with anovulation (N97.0)
- Female infertility of tubal origin (N97.1)
- Female infertility of uterine origin (N97.2)
- Female infertility of cervical origin (N97.3)
- Female infertility associated with male factors (N97.4)
- Female infertility of other origin (N97.8)
- Female infertility, unspecified (N97.9)

Complications associated with artificial fertilization (N98)

- Infection associated with artificial insemination (N98.0)
- Hyperstimulation of ovaries (N98.1)
- Complications of attempted introduction of fertilized ovum following in vitro fertilization (N98.2)
- Complications of attempted introduction of embryo in embryo transfer (N98.3)
- Other complications associated with artificial fertilization (N98.8)
- Complication associated with artificial fertilization, unspecified (N98.9)

Other disorders of the genitourinary system (N99)

Postprocedural disorders of genitourinary system, not elsewhere classified (N99)

- Postprocedural renal failure (N99.0)
- Postprocedural urethral stricture (N99.1)
- Postoperative adhesions of vagina (N99.2)
- Prolapse of vaginal vault after hysterectomy (N99.3)
- Postprocedural pelvic peritoneal adhesions (N99.4)
- Malfunction of external stoma of urinary tract (N99.5)
- Other postprocedural disorders of genitourinary system (N99.8)

Postprocedural disorder of genitourinary system, unspecified (N99.9)

## **XV. Pregnancy, childbirth and the puerperium (000-099)**

### **Pregnancy with abortive outcome (000-008)**

Ectopic pregnancy (000)

Abdominal pregnancy (000.0)

Tubal pregnancy (000.1)

Ovarian pregnancy (000.2)

Other ectopic pregnancy (000.8)

Ectopic pregnancy, unspecified (000.9)

Hydatidiform mole (001)

Classical hydatidiform mole (001.0)

Incomplete and partial hydatidiform mole (001.1)

Hydatidiform mole, unspecified (001.9)

Other abnormal products of conception (002)

Blighted ovum and nonhydatidiform mole (002.0)

Missed abortion (002.1)

Other specified abnormal products of conception (002.8)

Abnormal product of conception, unspecified (002.9)

Spontaneous abortion (003)

Incomplete, complicated by genital tract and pelvic infection (003.0)

Incomplete, complicated by delayed or excessive hemorrhage (003.1)

Incomplete, complicated by embolism (003.2)

Incomplete, with other and unspecified complications (003.3)

Incomplete, without complication (003.4)

Complete or unspecified, complicated by genital tract and pelvic infection (003.5)

Complete or unspecified, complicated by delayed or excessive hemorrhage (003.6)

Complete or unspecified, complicated by embolism (003.7)

Complete or unspecified, with other and unspecified complications (003.8)

Complete or unspecified, without complication (003.9)

Medical abortion (004)

Incomplete, complicated by genital tract and pelvic infection (004.0)

Incomplete, complicated by delayed or excessive hemorrhage (004.1)

Incomplete, complicated by embolism (004.2)

Incomplete, with other and unspecified complications (004.3)

Incomplete, without complication (004.4)

Complete or unspecified, complicated by genital tract and pelvic infection (004.5)

Complete or unspecified, complicated by delayed or excessive hemorrhage (004.6)

Complete or unspecified, complicated by embolism (004.7)

Complete or unspecified, with other and unspecified complications (004.8)

Complete or unspecified, without complication (004.9)

Other abortion (005)

Incomplete, complicated by genital tract and pelvic infection (005.0)

Incomplete, complicated by delayed or excessive hemorrhage (005.1)

Incomplete, complicated by embolism (005.2)

Incomplete, with other and unspecified complications (005.3)

Incomplete, without complication (005.4)

Complete or unspecified, complicated by genital tract and pelvic infection (005.5)

Complete or unspecified, complicated by delayed or excessive hemorrhage (005.6)

Complete or unspecified, complicated by embolism (005.7)

Complete or unspecified, with other and unspecified complications (005.8)

Complete or unspecified, without complication (005.9)

Unspecified abortion (006)

Incomplete, complicated by genital tract and pelvic infection (006.0)

Incomplete, complicated by delayed or excessive hemorrhage (006.1)

Incomplete, complicated by embolism (006.2)

Incomplete, with other and unspecified complications (006.3)

Incomplete, without complication (006.4)

Complete or unspecified, complicated by genital tract and pelvic infection (006.5)

Complete or unspecified, complicated by delayed or excessive hemorrhage (006.6)

Complete or unspecified, complicated by embolism (006.7)

Complete or unspecified, with other and unspecified complications (006.8)

Complete or unspecified, without complication (006.9)

Failed attempted abortion (007)

Failed medical abortion, complicated by genital tract and pelvic infection (007.0)

Failed medical abortion, complicated by delayed or excessive hemorrhage (007.1)

Failed medical abortion, complicated by embolism (007.2)

Failed medical abortion, with other and unspecified complications (007.3)

Failed medical abortion, without complication (007.4)

Other and unspecified failed attempted abortion, complicated by genital tract and pelvic infection (007.5)

Other and unspecified failed attempted abortion, complicated by delayed or excessive hemorrhage (007.6)

Other and unspecified failed attempted abortion, complicated by embolism (007.7)

Other and unspecified failed attempted abortion, with other and unspecified complications (007.8)

Other and unspecified failed attempted abortion, without complication (007.9)

Complications following abortion and ectopic and molar pregnancy (008)

Genital tract and pelvic infection following abortion and ectopic and molar pregnancy (008.0)

Delayed or excessive hemorrhage following abortion and ectopic and molar pregnancy (008.1)

Embolism following abortion and ectopic and molar pregnancy (008.2)

Shock following abortion and ectopic and molar pregnancy (008.3)

Renal failure following abortion and ectopic and molar pregnancy (008.4)

Metabolic disorders following abortion and ectopic and molar pregnancy (008.5)

Damage to pelvic organs and tissues following abortion and ectopic and molar pregnancy (008.6)

Other venous complications following abortion and ectopic and molar pregnancy (008.7)

Other complications following abortion and ectopic and molar pregnancy (008.8)

Complication following abortion and ectopic and molar pregnancy, unspecified (008.9)

**Edema, proteinuria and hypertensive disorders in pregnancy, childbirth and the puerperium (010-016)**

Preexisting hypertension complicating pregnancy, childbirth, and the puerperium (010)

Preexisting essential hypertension complicating pregnancy, childbirth, and the puerperium (010.0)

Preexisting hypertensive heart disease complicating pregnancy, childbirth, and the puerperium (010.1)

Preexisting hypertensive renal disease complicating pregnancy, childbirth, and the puerperium (010.2)

Preexisting hypertensive heart and renal disease complicating pregnancy, childbirth, and the puerperium (010.3)

Preexisting secondary hypertension complicating pregnancy, childbirth, and the puerperium (010.4)

Unspecified preexisting hypertension complicating pregnancy, childbirth, and the puerperium (010.9)

Preexisting hypertensive disorder with superimposed proteinuria (011)

Gestational [pregnancy-induced] edema and proteinuria without hypertension (012)

Gestational edema (012.0)

Gestational proteinuria (012.1)

Gestational edema with proteinuria (012.2)

Gestational [pregnancy-induced] hypertension without significant proteinuria (013)

Gestational [pregnancy-induced] hypertension with significant proteinuria (014)

Moderate preeclampsia (014.0)

Severe preeclampsia (014.1)

Preeclampsia, unspecified (014.9)

Eclampsia (015)

Eclampsia in pregnancy (015.0)

Eclampsia in labor (015.1)

Eclampsia in the puerperium (015.2)

Eclampsia, unspecified as to time period (015.9)

Unspecified maternal hypertension (016)

**Other maternal disorders predominantly related to pregnancy (020-029)**

Hemorrhage in early pregnancy (O20)  
 Threatened abortion (O20.0)  
 Other hemorrhage in early pregnancy (O20.8)  
 Hemorrhage in early pregnancy, unspecified (O20.9)

Excessive vomiting in pregnancy (O21)  
 Mild hyperemesis gravidarum (O21.0)  
 Hyperemesis gravidarum with metabolic disturbance (O21.1)  
 Late vomiting of pregnancy (O21.2)  
 Other vomiting complicating pregnancy (O21.8)  
 Vomiting of pregnancy, unspecified (O21.9)

Venous complications in pregnancy (O22)  
 Varicose veins of lower extremity in pregnancy (O22.0)  
 Genital varices in pregnancy (O22.1)  
 Superficial thrombophlebitis in pregnancy (O22.2)  
 Deep phlebothrombosis in pregnancy (O22.3)  
 Hemorrhoids in pregnancy (O22.4)  
 Cerebral venous thrombosis in pregnancy (O22.5)  
 Other venous complications in pregnancy (O22.8)  
 Venous complication in pregnancy, unspecified (O22.9)

Infections of genitourinary tract in pregnancy (O23)  
 Infections of kidney in pregnancy (O23.0)  
 Infections of bladder in pregnancy (O23.1)  
 Infections of urethra in pregnancy (O23.2)  
 Infections of other parts of urinary tract in pregnancy (O23.3)  
 Unspecified infection of urinary tract in pregnancy (O23.4)  
 Infections of the genital tract in pregnancy (O23.5)  
 Other and unspecified genitourinary tract infection in pregnancy (O23.9)

Diabetes mellitus in pregnancy (O24)  
 Preexisting diabetes mellitus, insulin-dependent (O24.0)  
 Preexisting diabetes mellitus, noninsulin-dependent (O24.1)  
 Preexisting malnutrition-related diabetes mellitus (O24.2)  
 Preexisting diabetes mellitus, unspecified (O24.3)  
 Diabetes mellitus arising in pregnancy (O24.4)  
 Diabetes mellitus in pregnancy, unspecified (O24.9)

Malnutrition in pregnancy (O25)

Maternal care for other conditions predominantly related to pregnancy (O26)  
 Excessive weight gain in pregnancy (O26.0)  
 Low weight gain in pregnancy (O26.1)  
 Pregnancy care of habitual aborter (O26.2)  
 Retained intrauterine contraceptive device in pregnancy (O26.3)  
 Herpes gestationis (O26.4)  
 Maternal hypotension syndrome (O26.5)  
 Liver disorders in pregnancy, childbirth, and the puerperium (O26.6)  
 Subluxation of symphysis (pubis) in pregnancy, childbirth, and the puerperium (O26.7)  
 Other specified pregnancy-related conditions (O26.8)  
 Pregnancy-related condition, unspecified (O26.9)

Abnormal findings on antenatal screening of mother (O28)  
 Abnormal hematological finding on antenatal screening of mother (O28.0)  
 Abnormal biochemical finding on antenatal screening of mother (O28.1)  
 Abnormal cytological finding on antenatal screening of mother (O28.2)  
 Abnormal ultrasonic finding on antenatal screening of mother (O28.3)  
 Abnormal radiological finding on antenatal screening of mother (O28.4)  
 Abnormal chromosomal and genetic finding on antenatal screening of mother (O28.5)  
 Other abnormal findings on antenatal screening of mother (O28.8)  
 Abnormal finding on antenatal screening of mother, unspecified (O28.9)

Complications of anesthesia during pregnancy (O29)  
 Pulmonary complications of anesthesia during pregnancy (O29.0)  
 Cardiac complications of anesthesia during pregnancy (O29.1)  
 Central nervous system complications of anesthesia during pregnancy (O29.2)  
 Toxic reaction to local anesthesia during pregnancy (O29.3)  
 Spinal and epidural anesthesia-induced headache during pregnancy (O29.4)  
 Other complications of spinal and epidural anesthesia during pregnancy (O29.5)



Failed or difficult intubation during pregnancy (029.6)  
Other complications of anesthesia during pregnancy (029.8)  
Complication of anesthesia during pregnancy, unspecified (029.9)

**Maternal care related to the fetus and amniotic cavity and possible delivery problems  
(030-048)**

Multiple gestation (030)

Twin pregnancy (030.0)  
Triplet pregnancy (030.1)  
Quadruplet pregnancy (030.2)  
Other multiple gestation (030.8)  
Multiple gestation, unspecified (030.9)

Complications specific to multiple gestation (031)

Papyraceous fetus (031.0)  
Continuing pregnancy after abortion of one fetus or more (031.1)  
Continuing pregnancy after intrauterine death of one fetus or more (031.2)  
Other complications specific to multiple gestation (031.8)

Maternal care for known or suspected malpresentation of fetus (032)

Maternal care for unstable lie (032.0)  
Maternal care for breech presentation (032.1)  
Maternal care for transverse and oblique lie (032.2)  
Maternal care for face, brow, and chin presentation (032.3)  
Maternal care for high head at term (032.4)  
Maternal care for multiple gestation with malpresentation of one fetus or more (032.5)  
Maternal care for compound presentation (032.6)  
Maternal care for other malpresentation of fetus (032.8)  
Maternal care for malpresentation of fetus, unspecified (032.9)

Maternal care for known or suspected disproportion (033)

Maternal care for disproportion due to deformity of maternal pelvic bones (033.0)  
Maternal care for disproportion due to generally contracted pelvis (033.1)  
Maternal care for disproportion due to inlet contraction of pelvis (033.2)  
Maternal care for disproportion due to outlet contraction of pelvis (033.3)  
Maternal care for disproportion of mixed maternal and fetal origin (033.4)  
Maternal care for disproportion due to unusually large fetus (033.5)  
Maternal care for disproportion due to hydrocephalic fetus (033.6)  
Maternal care for disproportion due to other fetal deformities (033.7)  
Maternal care for disproportion of other origin (033.8)  
Maternal care for disproportion, unspecified (033.9)

Maternal care for known or suspected abnormality of pelvic organs (034)

Maternal care for congenital malformation of uterus (034.0)  
Maternal care for tumor of corpus uteri (034.1)  
Maternal care due to uterine scar from previous surgery (034.2)  
Maternal care for cervical incompetence (034.3)  
Maternal care for other abnormalities of cervix (034.4)  
Maternal care for other abnormalities of gravid uterus (034.5)  
Maternal care for abnormality of vagina (034.6)  
Maternal care for abnormality of vulva and perineum (034.7)  
Maternal care for other abnormalities of pelvic organs (034.8)  
Maternal care for abnormality of pelvic organ, unspecified (034.9)

Maternal care for known or suspected fetal abnormality and damage (035)

Maternal care for (suspected) central nervous system malformation in fetus (035.0)  
Maternal care for (suspected) chromosomal abnormality in fetus (035.1)  
Maternal care for (suspected) hereditary disease in fetus (035.2)  
Maternal care for (suspected) damage to fetus from viral disease in mother (035.3)  
Maternal care for (suspected) damage to fetus from alcohol (035.4)  
Maternal care for (suspected) damage to fetus by drugs (035.5)  
Maternal care for (suspected) damage to fetus by radiation (035.6)  
Maternal care for (suspected) damage to fetus by other medical procedures (035.7)  
Maternal care for other (suspected) fetal abnormality and damage (035.8)  
Maternal care for (suspected) fetal abnormality and damage, unspecified (035.9)

Maternal care for other known or suspected fetal problems (036)

Maternal care for rhesus isoimmunization (036.0)  
Maternal care for other isoimmunization (036.1)

- Maternal care for hydrops fetalis (036.2)
- Maternal care for signs of fetal hypoxia (036.3)
- Maternal care for intrauterine death (036.4)
- Maternal care for poor fetal growth (036.5)
- Maternal care for excessive fetal growth (036.6)
- Maternal care for viable fetus in abdominal pregnancy (036.7)
- Maternal care for other specified fetal problems (036.8)
- Maternal care for fetal problem, unspecified (036.9)

Polyhydramnios (040)

Other disorders of amniotic fluid and membranes (041)

- Oligohydramnios (041.0)
- Infection of amniotic sac and membranes (041.1)
- Other specified disorders of amniotic fluid and membranes (041.8)
- Disorder of amniotic fluid and membranes, unspecified (041.9)

Premature rupture of membranes (042)

- Premature rupture of membranes, onset of labor within 24 hours (042.0)
- Premature rupture of membranes, onset of labor after 24 hours (042.1)
- Premature rupture of membranes, labor delayed by therapy (042.2)
- Premature rupture of membranes, unspecified (042.9)

Placental disorders (043)

- Placental transfusion syndromes (043.0)
- Malformation of placenta (043.1)
- Other placental disorders (043.8)
- Placental disorder, unspecified (043.9)

Placenta previa (044)

- Placenta previa specified as without hemorrhage (044.0)
- Placenta previa with hemorrhage (044.1)

Premature separation of placenta [abruptio placentae] (045)

- Premature separation of placenta with coagulation defect (045.0)
- Other premature separation of placenta (045.8)
- Premature separation of placenta, unspecified (045.9)

Antepartum hemorrhage, not elsewhere classified (046)

- Antepartum hemorrhage with coagulation defect (046.0)
- Other antepartum hemorrhage (046.8)
- Antepartum hemorrhage, unspecified (046.9)

False labor (047)

- False labor before 37 completed weeks of gestation (047.0)
- False labor at or after 37 completed weeks of gestation (047.1)
- False labor, unspecified (047.9)

Prolonged pregnancy (048)

### **Complications of labor and delivery (060-075)**

Preterm delivery (060)

Failed induction of labor (061)

- Failed medical induction of labor (061.0)
- Failed instrumental induction of labor (061.1)
- Other failed induction of labor (061.8)
- Failed induction of labor, unspecified (061.9)

Abnormality of forces of labor (062)

- Primary inadequate contractions (062.0)
- Secondary uterine inertia (062.1)
- Other uterine inertia (062.2)
- Precipitate labor (062.3)
- Hypertonic, incoordinate, and prolonged uterine contractions (062.4)
- Other abnormalities of forces of labor (062.8)
- Abnormality of forces of labor, unspecified (062.9)

Long labor (063)

- Prolonged first stage (of labor) (063.0)
- Prolonged second stage (of labor) (063.1)
- Delayed delivery of second twin, triplet, etc. (063.2)
- Long labor, unspecified (063.9)

- Obstructed labor due to malposition and malpresentation of fetus (064)
  - Obstructed labor due to incomplete rotation of fetal head (064.0)
  - Obstructed labor due to breech presentation (064.1)
  - Obstructed labor due to face presentation (064.2)
  - Obstructed labor due to brow presentation (064.3)
  - Obstructed labor due to shoulder presentation (064.4)
  - Obstructed labor due to compound presentation (064.5)
  - Obstructed labor due to other malposition and malpresentation (064.8)
  - Obstructed labor due to malposition and malpresentation, unspecified (064.9)

- Obstructed labor due to maternal pelvic abnormality (065)
  - Obstructed labor due to deformed pelvis (065.0)
  - Obstructed labor due to generally contracted pelvis (065.1)
  - Obstructed labor due to pelvic inlet contraction (065.2)
  - Obstructed labor due to pelvic outlet and midcavity contraction (065.3)
  - Obstructed labor due to fetopelvic disproportion, unspecified (065.4)
  - Obstructed labor due to abnormality of maternal pelvic organs (065.5)
  - Obstructed labor due to other maternal pelvic abnormalities (065.8)
  - Obstructed labor due to maternal pelvic abnormality, unspecified (065.9)

- Other obstructed labor (066)
  - Obstructed labor due to shoulder dystocia (066.0)
  - Obstructed labor due to locked twins (066.1)
  - Obstructed labor due to unusually large fetus (066.2)
  - Obstructed labor due to other abnormalities of fetus (066.3)
  - Failed trial of labor, unspecified (066.4)
  - Failed application of vacuum extractor and forceps, unspecified (066.5)
  - Other specified obstructed labor (066.8)
  - Obstructed labor, unspecified (066.9)

- Labor and delivery complicated by intrapartum hemorrhage, not elsewhere classified (067)
  - Intrapartum hemorrhage with coagulation defect (067.0)
  - Other intrapartum hemorrhage (067.8)
  - Intrapartum hemorrhage, unspecified (067.9)

- Labor and delivery complicated by fetal stress [distress] (068)
  - Labor and delivery complicated by fetal heart rate anomaly (068.0)
  - Labor and delivery complicated by meconium in amniotic fluid (068.1)
  - Labor and delivery complicated by fetal heart rate anomaly with meconium in amniotic fluid (068.2)
  - Labor and delivery complicated by biochemical evidence of fetal stress (068.3)
  - Labor and delivery complicated by other evidence of fetal stress (068.8)
  - Labor and delivery complicated by fetal stress, unspecified (068.9)

- Labor and delivery complicated by umbilical cord complications (069)
  - Labor and delivery complicated by prolapse of cord (069.0)
  - Labor and delivery complicated by cord around neck, with compression (069.1)
  - Labor and delivery complicated by other cord entanglement (069.2)
  - Labor and delivery complicated by short cord (069.3)
  - Labor and delivery complicated by vasa previa (069.4)
  - Labor and delivery complicated by vascular lesion of cord (069.5)
  - Labor and delivery complicated by other cord complications (069.8)
  - Labor and delivery complicated by cord complication, unspecified (069.9)

- Perineal laceration during delivery (070)
  - First degree perineal laceration during delivery (070.0)
  - Second degree perineal laceration during delivery (070.1)
  - Third degree perineal laceration during delivery (070.2)
  - Fourth degree perineal laceration during delivery (070.3)
  - Perineal laceration during delivery, unspecified (070.9)

- Other obstetric trauma (071)
  - Rupture of uterus before onset of labor (071.0)
  - Rupture of uterus during labor (071.1)
  - Postpartum inversion of uterus (071.2)
  - Obstetric laceration of cervix (071.3)

- Obstetric high vaginal laceration alone (071.4)
- Other obstetric injury to pelvic organs (071.5)
- Obstetric damage to pelvic joints and ligaments (071.6)
- Obstetric hematoma of pelvis (071.7)
- Other specified obstetric trauma (071.8)
- Obstetric trauma, unspecified (071.9)

Postpartum hemorrhage (072)

- Third-stage hemorrhage (072.0)
- Other immediate postpartum hemorrhage (072.1)
- Delayed and secondary postpartum hemorrhage (072.2)
- Postpartum coagulation defects (072.3)

Retained placenta and membranes, without hemorrhage (073)

- Retained placenta, without hemorrhage (073.0)
- Retained portions of placenta and membranes, without hemorrhage (073.1)

Complications of anesthesia during labor and delivery (074)

- Aspiration pneumonitis due to anesthesia during labor and delivery (074.0)
- Other pulmonary complications of anesthesia during labor and delivery (074.1)
- Cardiac complications of anesthesia during labor and delivery (074.2)
- Central nervous system complications of anesthesia during labor and delivery (074.3)
- Toxic reaction to local anesthesia during labor and delivery (074.4)
- Spinal and epidural anesthesia-induced headache during labor and delivery (074.5)
- Other complications of spinal and epidural anesthesia during labor and delivery (074.6)
- Failed or difficult intubation during labor and delivery (074.7)
- Other complications of anesthesia during labor and delivery (074.8)
- Complication of anesthesia during labor and delivery, unspecified (074.9)

Other complications of labor and delivery, not elsewhere classified (075)

- Maternal distress during labor and delivery (075.0)
- Shock during or following labor and delivery (075.1)
- Pyrexia during labor, not elsewhere classified (075.2)
- Other infection during labor (075.3)
- Other complications of obstetric surgery and procedures (075.4)
- Delayed delivery after artificial rupture of membranes (075.5)
- Delayed delivery after spontaneous or unspecified rupture of membranes (075.6)
- Vaginal delivery following previous cesarean section (075.7)
- Other specified complications of labor and delivery (075.8)
- Complication of labor and delivery, unspecified (075.9)

**Complications predominantly related to the puerperium (085-092)**

Puerperal sepsis (085)

Other puerperal infections (086)

- Infection of obstetric surgical wound (086.0)
- Other infection of genital tract following delivery (086.1)
- Urinary tract infection following delivery (086.2)
- Other genitourinary tract infections following delivery (086.3)
- Pyrexia of unknown origin following delivery (086.4)
- Other specified puerperal infections (086.8)

Venous complications in the puerperium (087)

- Superficial thrombophlebitis in the puerperium (087.0)
- Deep phlebothrombosis in the puerperium (087.1)
- Hemorrhoids in the puerperium (087.2)
- Cerebral venous thrombosis in the puerperium (087.3)
- Other venous complications in the puerperium (087.8)
- Venous complication in the puerperium, unspecified (087.9)

Obstetric embolism (088)

- Obstetric air embolism (088.0)
- Amniotic fluid embolism (088.1)
- Obstetric blood-clot embolism (088.2)
- Obstetric pyemic and septic embolism (088.3)
- Other obstetric embolism (088.8)

Complications of anesthesia during the puerperium (089)

- Pulmonary complications of anesthesia during the puerperium (089.0)

Cardiac complications of anesthesia during the puerperium (089.1)  
 Central nervous system complications of anesthesia during the puerperium (089.2)  
 Toxic reaction to local anesthesia during the puerperium (089.3)  
 Spinal and epidural anesthesia-induced headache during the puerperium (089.4)  
 Other complications of spinal and epidural anesthesia during the puerperium (089.5)  
 Failed or difficult intubation during the puerperium (089.6)  
 Other complications of anesthesia during the puerperium (089.8)  
 Complication of anesthesia during the puerperium, unspecified (089.9)

Complications of the puerperium, not elsewhere classified (090)  
 Disruption of cesarean section wound (090.0)  
 Disruption of perineal obstetric wound (090.1)  
 Hematoma of obstetric wound (090.2)  
 Cardiomyopathy in the puerperium (090.3)  
 Postpartum acute renal failure (090.4)  
 Postpartum thyroiditis (090.5)  
 Other complications of the puerperium, not elsewhere classified (090.8)  
 Complication of the puerperium, unspecified (090.9)

Infections of breast associated with childbirth (091)  
 Infection of nipple associated with childbirth (091.0)  
 Abscess of breast associated with childbirth (091.1)  
 Nonpurulent mastitis associated with childbirth (091.2)

Other disorders of breast and lactation associated with childbirth (092)  
 Retracted nipple associated with childbirth (092.0)  
 Cracked nipple associated with childbirth (092.1)  
 Other and unspecified disorders of breast associated with childbirth (092.2)  
 Agalactia (092.3)  
 Hypogalactia (092.4)  
 Suppressed lactation (092.5)  
 Galactorrhea (092.6)  
 Other and unspecified disorders of lactation (092.7)

**Other obstetric conditions, not elsewhere classified (095-099)**

Obstetric death of unspecified cause (095)  
 Death from any obstetric cause occurring more than 42 days but less than 1 year after delivery (096)  
 Death from sequelae of direct obstetric causes (097)

Maternal infectious and parasitic diseases classifiable elsewhere but complicating pregnancy, childbirth, and the puerperium (098)  
 Tuberculosis complicating pregnancy, childbirth, and the puerperium (098.0)  
 Syphilis complicating pregnancy, childbirth, and the puerperium (098.1)  
 Gonorrhea complicating pregnancy, childbirth, and the puerperium (098.2)  
 Other infections with a predominantly sexual mode of transmission complicating pregnancy, childbirth, and the puerperium (098.3)  
 Viral hepatitis complicating pregnancy, childbirth, and the puerperium (098.4)  
 Other viral diseases complicating pregnancy, childbirth, and the puerperium (098.5)  
 Protozoal diseases complicating pregnancy, childbirth, and the puerperium (098.6)  
 Other maternal infectious and parasitic diseases complicating pregnancy, childbirth, and the puerperium (098.8)  
 Unspecified maternal infectious or parasitic disease complicating pregnancy, childbirth, and the puerperium (098.9)

Other maternal diseases classifiable elsewhere but complicating pregnancy, childbirth, and the puerperium (099)  
 Anemia complicating pregnancy, childbirth, and the puerperium (099.0)  
 Other diseases of the blood and blood-forming organs and certain disorders involving the immune mechanism complicating pregnancy, childbirth, and the puerperium (099.1)  
 Endocrine, nutritional, and metabolic diseases complicating pregnancy, childbirth, and the puerperium (099.2)  
 Mental disorders and diseases of the nervous system complicating pregnancy, childbirth, and the puerperium (099.3)  
 Diseases of the circulatory system complicating pregnancy, childbirth, and the puerperium (099.4)  
 Diseases of the respiratory system complicating pregnancy, childbirth, and the puerperium (099.5)

Diseases of the digestive system complicating pregnancy, childbirth, and the puerperium (O99.6)  
Diseases of the skin and subcutaneous tissue complicating pregnancy, childbirth, and the puerperium (O99.7)  
Other specified diseases and conditions complicating pregnancy, childbirth, and the puerperium (O99.8)

#### **XVI. Certain conditions originating in the perinatal period (P00-P96)**

##### **Newborn affected by maternal factors and by complications of pregnancy, labor and delivery (P00-P04)**

Newborn affected by maternal conditions that may be unrelated to present pregnancy (P00)  
Newborn affected by maternal hypertensive disorders (P00.0)  
Newborn affected by maternal renal and urinary tract diseases (P00.1)  
Newborn affected by maternal infectious and parasitic diseases (P00.2)  
Newborn affected by other maternal circulatory and respiratory diseases (P00.3)  
Newborn affected by maternal nutritional disorders (P00.4)  
Newborn affected by maternal injury (P00.5)  
Newborn affected by surgical procedure on mother (P00.6)  
Newborn affected by other medical procedures on mother, not elsewhere classified (P00.7)  
Newborn affected by other maternal conditions (P00.8)  
Newborn affected by unspecified maternal condition (P00.9)

Newborn affected by maternal complications of pregnancy (P01)  
Newborn affected by incompetent cervix (P01.0)  
Newborn affected by premature rupture of membranes (P01.1)  
Newborn affected by oligohydramnios (P01.2)  
Newborn affected by polyhydramnios (P01.3)  
Newborn affected by ectopic pregnancy (P01.4)  
Newborn affected by multiple pregnancy (P01.5)  
Newborn affected by maternal death (P01.6)  
Newborn affected by malpresentation before labor (P01.7)  
Newborn affected by other maternal complications of pregnancy (P01.8)  
Newborn affected by maternal complication of pregnancy, unspecified (P01.9)

Newborn affected by complications of placenta, cord, and membranes (P02)  
Newborn affected by placenta previa (P02.0)  
Newborn affected by other forms of placental separation and hemorrhage (P02.1)  
Newborn affected by other and unspecified morphological and functional abnormalities of placenta (P02.2)  
Newborn affected by placental transfusion syndromes (P02.3)  
Newborn affected by prolapsed cord (P02.4)  
Newborn affected by other compression of umbilical cord (P02.5)  
Newborn affected by other and unspecified conditions of umbilical cord (P02.6)  
Newborn affected by chorioamnionitis (P02.7)  
Newborn affected by other abnormalities of membranes (P02.8)  
Newborn affected by abnormality of membranes, unspecified (P02.9)

Newborn affected by other complications of labor and delivery (P03)  
Newborn affected by breech delivery and extraction (P03.0)  
Newborn affected by other malpresentation, malposition, and disproportion during labor and delivery (P03.1)  
Newborn affected by forceps delivery (P03.2)  
Newborn affected by delivery by vacuum extractor [ventouse] (P03.3)  
Newborn affected by cesarean delivery (P03.4)  
Newborn affected by precipitate delivery (P03.5)  
Newborn affected by abnormal uterine contractions (P03.6)  
Newborn affected by other specified complications of labor and delivery (P03.8)  
Newborn affected by complication of labor and delivery, unspecified (P03.9)

Newborn affected by noxious influences transmitted via placenta or breast milk (P04)  
Newborn affected by maternal anesthesia and analgesia in pregnancy, labor, and delivery (P04.0)  
Newborn affected by other maternal medication (P04.1)  
Newborn affected by maternal use of tobacco (P04.2)  
Newborn affected by maternal use of alcohol (P04.3)  
Newborn affected by maternal use of drugs of addiction (P04.4)  
Newborn affected by maternal use of nutritional chemical substances (P04.5)  
Newborn affected by maternal exposure to environmental chemical substances (P04.6)  
Newborn affected by other maternal noxious influences (P04.8)  
Newborn affected by maternal noxious influence, unspecified (P04.9)

## Disorders related to length of gestation and fetal growth (P05-P08)

### Slow fetal growth and fetal malnutrition (P05)

- Light for gestational age (P05.0)
- Small for gestational age (P05.1)
- Fetal malnutrition without mention of light or small for gestational age (P05.2)
- Slow fetal growth, unspecified (P05.9)

### Disorders related to short gestation and low birthweight, not elsewhere classified (P07)

- Extremely low birthweight (P07.0)
- Other low birthweight (P07.1)
- Extreme immaturity (P07.2)
- Other preterm infants (P07.3)

### Disorders related to long gestation and high birthweight (P08)

- Exceptionally large baby (P08.0)
- Other heavy for gestational age infants (P08.1)
- Postterm infant, not heavy for gestational age (P08.2)

## Birth trauma (P10-P15)

### Intracranial laceration and hemorrhage due to birth injury (P10)

- Subdural hemorrhage due to birth injury (P10.0)
- Cerebral hemorrhage due to birth injury (P10.1)
- Intraventricular hemorrhage due to birth injury (P10.2)
- Subarachnoid hemorrhage due to birth injury (P10.3)
- Tentorial tear due to birth injury (P10.4)
- Other intracranial lacerations and hemorrhages due to birth injury (P10.8)
- Unspecified intracranial laceration and hemorrhage due to birth injury (P10.9)

### Other birth injuries to central nervous system (P11)

- Cerebral edema due to birth injury (P11.0)
- Other specified brain damage due to birth injury (P11.1)
- Unspecified brain damage due to birth injury (P11.2)
- Birth injury to facial nerve (P11.3)
- Birth injury to other cranial nerves (P11.4)
- Birth injury to spine and spinal cord (P11.5)
- Birth injury to central nervous system, unspecified (P11.9)

### Birth injury to scalp (P12)

- Cephalhematoma due to birth injury (P12.0)
- Chignon due to birth injury (P12.1)
- Epicranial subaponeurotic hemorrhage due to birth injury (P12.2)
- Bruising of scalp due to birth injury (P12.3)
- Monitoring injury of scalp of newborn (P12.4)
- Other birth injuries to scalp (P12.8)
- Birth injury to scalp, unspecified (P12.9)

### Birth injury to skeleton (P13)

- Fracture of skull due to birth injury (P13.0)
- Other birth injuries to skull (P13.1)
- Birth injury to femur (P13.2)
- Birth injury to other long bones (P13.3)
- Fracture of clavicle due to birth injury (P13.4)
- Birth injuries to other parts of skeleton (P13.8)
- Birth injury to skeleton, unspecified (P13.9)

### Birth injury to peripheral nervous system (P14)

- Erb's paralysis due to birth injury (P14.0)
- Klumpke's paralysis due to birth injury (P14.1)
- Phrenic nerve paralysis due to birth injury (P14.2)
- Other brachial plexus birth injuries (P14.3)
- Birth injuries to other parts of peripheral nervous system (P14.8)
- Birth injury to peripheral nervous system, unspecified (P14.9)

### Other birth injuries (P15)

- Birth injury to liver (P15.0)
- Birth injury to spleen (P15.1)
- Sternomastoid injury due to birth injury (P15.2)

- Birth injury to eye (P15.3)
- Birth injury to face (P15.4)
- Birth injury to external genitalia (P15.5)
- Subcutaneous fat necrosis due to birth injury (P15.6)
- Other specified birth injuries (P15.8)
- Birth injury, unspecified (P15.9)

**Respiratory and cardiovascular disorders specific to the perinatal period (P20-P29)**

**Intrauterine hypoxia (P20)**

- Intrauterine hypoxia first noted before onset of labor (P20.0)
- Intrauterine hypoxia first noted during labor and delivery (P20.1)
- Intrauterine hypoxia, unspecified (P20.9)

**Birth asphyxia (P21)**

- Severe birth asphyxia (P21.0)
- Mild and moderate birth asphyxia (P21.1)
- Birth asphyxia, unspecified (P21.9)

**Respiratory distress of newborn (P22)**

- Respiratory distress syndrome of newborn (P22.0)
- Transient tachypnea of newborn (P22.1)
- Other respiratory distress of newborn (P22.8)
- Respiratory distress of newborn, unspecified (P22.9)

**Congenital pneumonia (P23)**

- Congenital pneumonia due to viral agent (P23.0)
- Congenital pneumonia due to Chlamydia (P23.1)
- Congenital pneumonia due to staphylococcus (P23.2)
- Congenital pneumonia due to streptococcus, group B (P23.3)
- Congenital pneumonia due to Escherichia coli (P23.4)
- Congenital pneumonia due to Pseudomonas (P23.5)
- Congenital pneumonia due to other bacterial agents (P23.6)
- Congenital pneumonia due to other organisms (P23.8)
- Congenital pneumonia, unspecified (P23.9)

**Neonatal aspiration syndromes (P24)**

- Neonatal aspiration of meconium (P24.0)
- Neonatal aspiration of amniotic fluid and mucus (P24.1)
- Neonatal aspiration of blood (P24.2)
- Neonatal aspiration of milk and regurgitated food (P24.3)
- Other neonatal aspiration syndromes (P24.8)
- Neonatal aspiration syndrome, unspecified (P24.9)

**Interstitial emphysema and related conditions originating in the perinatal period (P25)**

- Interstitial emphysema originating in the perinatal period (P25.0)
- Pneumothorax originating in the perinatal period (P25.1)
- Pneumomediastinum originating in the perinatal period (P25.2)
- Pneumopericardium originating in the perinatal period (P25.3)
- Other conditions related to interstitial emphysema originating in the perinatal period (P25.8)

**Pulmonary hemorrhage originating in the perinatal period (P26)**

- Tracheobronchial hemorrhage originating in the perinatal period (P26.0)
- Massive pulmonary hemorrhage originating in the perinatal period (P26.1)
- Other pulmonary hemorrhages originating in the perinatal period (P26.8)
- Unspecified pulmonary hemorrhage originating in the perinatal period (P26.9)

**Chronic respiratory disease originating in the perinatal period (P27)**

- Wilson-Mikity syndrome (P27.0)
- Bronchopulmonary dysplasia originating in the perinatal period (P27.1)
- Other chronic respiratory diseases originating in the perinatal period (P27.8)
- Unspecified chronic respiratory disease originating in the perinatal period (P27.9)

**Other respiratory conditions originating in the perinatal period (P28)**

- Primary atelectasis of newborn (P28.0)
- Other and unspecified atelectasis of newborn (P28.1)
- Cyanotic attacks of newborn (P28.2)
- Primary sleep apnea of newborn (P28.3)
- Other apnea of newborn (P28.4)
- Respiratory failure of newborn (P28.5)



Other specified respiratory conditions of newborn (P28.8)  
Respiratory condition of newborn, unspecified (P28.9)

Cardiovascular disorders originating in the perinatal period (P29)

Neonatal cardiac failure (P29.0)  
Neonatal cardiac dysrhythmia (P29.1)  
Neonatal hypertension (P29.2)  
Persistent fetal circulation (P29.3)  
Transient myocardial ischemia of newborn (P29.4)  
Other cardiovascular disorders originating in the perinatal period (P29.8)  
Cardiovascular disorder originating in the perinatal period, unspecified (P29.9)

**Infections specific to the perinatal period (P35-P39)**

Congenital viral diseases (P35)

Congenital rubella syndrome (P35.0)  
Congenital cytomegalovirus infection (P35.1)  
Congenital herpes-viral [herpes simplex] infection (P35.2)  
Congenital viral hepatitis (P35.3)  
Other congenital viral diseases (P35.8)  
Congenital viral disease, unspecified (P35.9)

Bacterial sepsis of newborn (P36)

Sepsis of newborn due to streptococcus, group B (P36.0)  
Sepsis of newborn due to other and unspecified streptococci (P36.1)  
Sepsis of newborn due to Staphylococcus aureus (P36.2)  
Sepsis of newborn due to other and unspecified staphylococci (P36.3)  
Sepsis of newborn due to Escherichia coli (P36.4)  
Sepsis of newborn due to anaerobes (P36.5)  
Other bacterial sepsis of newborn (P36.8)  
Bacterial sepsis of newborn, unspecified (P36.9)

Other congenital infectious and parasitic diseases (P37)

Congenital tuberculosis (P37.0)  
Congenital toxoplasmosis (P37.1)  
Neonatal (disseminated) listeriosis (P37.2)  
Congenital falciparum malaria (P37.3)  
Other congenital malaria (P37.4)  
Neonatal candidiasis (P37.5)  
Other specified congenital infectious and parasitic diseases (P37.8)  
Congenital infectious or parasitic disease, unspecified (P37.9)

Omphalitis of newborn with or without mild hemorrhage (P38)

Other infections specific to the perinatal period (P39)

Neonatal infective mastitis (P39.0)  
Neonatal conjunctivitis and dacryocystitis (P39.1)  
Intra-amniotic infection of fetus, not elsewhere classified (P39.2)  
Neonatal urinary tract infection (P39.3)  
Neonatal skin infection (P39.4)  
Other specified infections specific to the perinatal period (P39.8)  
Infection specific to the perinatal period, unspecified (P39.9)

**Hemorrhagic and hematological disorders of fetus and newborn (P50-P61)**

Fetal blood loss (P50)

Fetal blood loss from vasa previa (P50.0)  
Fetal blood loss from ruptured cord (P50.1)  
Fetal blood loss from placenta (P50.2)  
Hemorrhage into co-twin (P50.3)  
Hemorrhage into maternal circulation (P50.4)  
Fetal blood loss from cut end of co-twin's cord (P50.5)  
Other fetal blood loss (P50.8)  
Fetal blood loss, unspecified (P50.9)

Umbilical hemorrhage of newborn (P51)

Massive umbilical hemorrhage of newborn (P51.0)  
Other umbilical hemorrhages of newborn (P51.8)  
Umbilical hemorrhage of newborn, unspecified (P51.9)

- Intracranial nontraumatic hemorrhage of fetus and newborn (P52)
  - Intraventricular (nontraumatic) hemorrhage, grade 1, of newborn (P52.0)
  - Intraventricular (nontraumatic) hemorrhage, grade 2, of newborn (P52.1)
  - Intraventricular (nontraumatic) hemorrhage, grade 3, of newborn (P52.2)
  - Unspecified intraventricular (nontraumatic) hemorrhage of newborn (P52.3)
  - Intracerebral (nontraumatic) hemorrhage of newborn (P52.4)
  - Subarachnoid (nontraumatic) hemorrhage of newborn (P52.5)
  - Cerebellar (nontraumatic) and posterior fossa hemorrhage of newborn (P52.6)
  - Other intracranial (nontraumatic) hemorrhages of newborn (P52.8)
  - Intracranial (nontraumatic) hemorrhage of newborn, unspecified (P52.9)

Hemorrhagic disease of newborn (P53)

- Other neonatal hemorrhages (P54)
  - Neonatal hematemesis (P54.0)
  - Neonatal melena (P54.1)
  - Neonatal rectal hemorrhage (P54.2)
  - Other neonatal gastrointestinal hemorrhage (P54.3)
  - Neonatal adrenal hemorrhage (P54.4)
  - Neonatal cutaneous hemorrhage (P54.5)
  - Neonatal vaginal hemorrhage (P54.6)
  - Other specified neonatal hemorrhages (P54.8)
  - Neonatal hemorrhage, unspecified (P54.9)

- Hemolytic disease of fetus and newborn (P55)
  - Rh isoimmunization of newborn (P55.0)
  - ABO isoimmunization of newborn (P55.1)
  - Other hemolytic diseases of newborn (P55.8)
  - Hemolytic disease of newborn, unspecified (P55.9)

- Hydrops fetalis due to hemolytic disease (P56)
  - Hydrops fetalis due to isoimmunization (P56.0)
  - Hydrops fetalis due to other and unspecified hemolytic disease (P56.9)

- Kernicterus (P57)
  - Kernicterus due to isoimmunization (P57.0)
  - Other specified kernicterus (P57.8)
  - Kernicterus, unspecified (P57.9)

- Neonatal jaundice due to other excessive hemolysis (P58)
  - Neonatal jaundice due to bruising (P58.0)
  - Neonatal jaundice due to bleeding (P58.1)
  - Neonatal jaundice due to infection (P58.2)
  - Neonatal jaundice due to polycythemia (P58.3)
  - Neonatal jaundice due to drugs or toxins transmitted from mother or given to newborn (P58.4)
  - Neonatal jaundice due to swallowed maternal blood (P58.5)
  - Neonatal jaundice due to other specified excessive hemolysis (P58.8)
  - Neonatal jaundice due to excessive hemolysis, unspecified (P58.9)

- Neonatal jaundice from other and unspecified causes (P59)
  - Neonatal jaundice associated with preterm delivery (P59.0)
  - Inspissated bile syndrome (P59.1)
  - Neonatal jaundice from other and unspecified hepatocellular damage (P59.2)
  - Neonatal jaundice from breast milk inhibitor (P59.3)
  - Neonatal jaundice from other specified causes (P59.8)
  - Neonatal jaundice, unspecified (P59.9)

Disseminated intravascular coagulation of newborn (P60)

- Other perinatal hematological disorders (P61)
  - Transient neonatal thrombocytopenia (P61.0)
  - Polycythemia neonatorum (P61.1)
  - Anemia of prematurity (P61.2)
  - Congenital anemia from fetal blood loss (P61.3)
  - Other congenital anemias, not elsewhere classified (P61.4)
  - Transient neonatal neutropenia (P61.5)
  - Other transient neonatal disorders of coagulation (P61.6)
  - Other specified perinatal hematological disorders (P61.8)
  - Perinatal hematological disorder, unspecified (P61.9)

### **Transitory endocrine and metabolic disorders specific to newborn (P70-P74)**

- Transitory disorders of carbohydrate metabolism specific to newborn (P70)
  - Syndrome of infant of mother with gestational diabetes (P70.0)
  - Syndrome of infant of a diabetic mother (P70.1)
  - Neonatal diabetes mellitus (P70.2)
  - Iatrogenic neonatal hypoglycemia (P70.3)
  - Other neonatal hypoglycemia (P70.4)
  - Other transitory disorders of carbohydrate metabolism of newborn (P70.8)
  - Transitory disorder of carbohydrate metabolism of newborn, unspecified (P70.9)
- Transitory neonatal disorders of calcium and magnesium metabolism (P71)
  - Cow's milk hypocalcemia in newborn (P71.0)
  - Other neonatal hypocalcemia (P71.1)
  - Neonatal hypomagneseemia (P71.2)
  - Neonatal tetany without calcium or magnesium deficiency (P71.3)
  - Transitory neonatal hypoparathyroidism (P71.4)
  - Other transitory neonatal disorders of calcium and magnesium metabolism (P71.8)
  - Transitory neonatal disorder of calcium and magnesium metabolism, unspecified (P71.9)
- Other transitory neonatal endocrine disorders (P72)
  - Neonatal goiter, not elsewhere classified (P72.0)
  - Transitory neonatal hyperthyroidism (P72.1)
  - Other transitory neonatal disorders of thyroid function, not elsewhere classified (P72.2)
  - Other specified transitory neonatal endocrine disorders (P72.8)
  - Transitory neonatal endocrine disorder, unspecified (P72.9)
- Other transitory neonatal electrolyte and metabolic disturbances (P74)
  - Late metabolic acidosis of newborn (P74.0)
  - Dehydration of newborn (P74.1)
  - Disturbances of sodium balance of newborn (P74.2)
  - Disturbances of potassium balance of newborn (P74.3)
  - Other transitory electrolyte disturbances of newborn (P74.4)
  - Transitory tyrosinemia of newborn (P74.5)
  - Other transitory metabolic disturbances of newborn (P74.8)
  - Transitory metabolic disturbance of newborn, unspecified (P74.9)

### **Digestive system disorders of newborn (P76-P78)**

- Other intestinal obstruction of newborn (P76)
  - Meconium plug syndrome (P76.0)
  - Transitory ileus of newborn (P76.1)
  - Intestinal obstruction due to inspissated milk (P76.2)
  - Other specified intestinal obstruction of newborn (P76.8)
  - Intestinal obstruction of newborn, unspecified (P76.9)
- Necrotizing enterocolitis of newborn (P77)
- Other perinatal digestive system disorders (P78)
  - Perinatal intestinal perforation (P78.0)
  - Other neonatal peritonitis (P78.1)
  - Neonatal hematemesis and melena due to swallowed maternal blood (P78.2)
  - Noninfective neonatal diarrhea (P78.3)
  - Other specified perinatal digestive system disorders (P78.8)
  - Perinatal digestive system disorder, unspecified (P78.9)

### **Conditions involving the integument and temperature regulation of newborn (P80-P83)**

- Hypothermia of newborn (P80)
  - Cold injury syndrome (P80.0)
  - Other hypothermia of newborn (P80.8)
  - Hypothermia of newborn, unspecified (P80.9)
- Other disturbances of temperature regulation of newborn (P81)
  - Environmental hyperthermia of newborn (P81.0)
  - Other specified disturbances of temperature regulation of newborn (P81.8)
  - Disturbance of temperature regulation of newborn, unspecified (P81.9)
- Other conditions of integument specific to newborn (P83)
  - Sclerema neonatorum (P83.0)

- Neonatal erythema toxicum (P83.1)
- Hydrops fetalis not due to hemolytic disease (P83.2)
- Other and unspecified edema specific to newborn (P83.3)
- Breast engorgement of newborn (P83.4)
- Congenital hydrocele (P83.5)
- Umbilical polyp of newborn (P83.6)
- Other specified conditions of integument specific to newborn (P83.8)
- Condition of integument specific to newborn, unspecified (P83.9)

**Other disorders originating in the perinatal period (P90-P96)**

Convulsions of newborn (P90)

Other disturbances of cerebral status of newborn (P91)

- Neonatal cerebral ischemia (P91.0)
- Acquired periventricular cysts of newborn (P91.1)
- Neonatal cerebral leukomalacia (P91.2)
- Neonatal cerebral irritability (P91.3)
- Neonatal cerebral depression (P91.4)
- Neonatal coma (P91.5)
- Other specified disturbances of cerebral status of newborn (P91.8)
- Disturbance of cerebral status of newborn, unspecified (P91.9)

Feeding problems of newborn (P92)

- Vomiting in newborn (P92.0)
- Regurgitation and rumination in newborn (P92.1)
- Slow feeding of newborn (P92.2)
- Underfeeding of newborn (P92.3)
- Overfeeding of newborn (P92.4)
- Neonatal difficulty in feeding at breast (P92.5)
- Other feeding problems of newborn (P92.8)
- Feeding problem of newborn, unspecified (P92.9)

Reactions and intoxications due to drugs administered to newborn (P93)

Disorders of muscle tone of newborn (P94)

- Transient neonatal myasthenia gravis (P94.0)
- Congenital hypertonia (P94.1)
- Congenital hypotonia (P94.2)
- Other disorders of muscle tone of newborn (P94.8)
- Disorder of muscle tone of newborn, unspecified (P94.9)

Other conditions originating in the perinatal period (P96)

- Congenital renal failure (P96.0)
- Neonatal withdrawal symptoms from maternal use of drugs of addiction (P96.1)
- Withdrawal symptoms from therapeutic use of drugs in newborn (P96.2)
- Wide cranial sutures of newborn (P96.3)
- Termination of pregnancy, fetus, and newborn (P96.4)
- Complications of intrauterine procedures, not elsewhere classified (P96.5)
- Other specified conditions originating in the perinatal period (P96.8)
- Condition originating in the perinatal period, unspecified (P96.9)

**XVII. Congenital malformations, deformations and chromosomal abnormalities (Q00-Q99)**

**Congenital malformations of the nervous system (Q00-Q07)**

Anencephaly and similar malformations (Q00)

- Anencephaly (Q00.0)
- Craniorachischisis (Q00.1)
- Iniencephaly (Q00.2)

Encephalocele (Q01)

- Frontal encephalocele (Q01.0)
- Nasofrontal encephalocele (Q01.1)
- Occipital encephalocele (Q01.2)
- Encephalocele of other sites (Q01.8)
- Encephalocele, unspecified (Q01.9)

Microcephaly (Q02)

Congenital hydrocephalus (Q03)  
Malformations of aqueduct of Sylvius (Q03.0)  
Atresia of foramina of Magendie and Luschka (Q03.1)  
Other congenital hydrocephalus (Q03.8)  
Congenital hydrocephalus, unspecified (Q03.9)

Other congenital malformations of brain (Q04)  
Congenital malformations of corpus callosum (Q04.0)  
Arhinencephaly (Q04.1)  
Holoprosencephaly (Q04.2)  
Other reduction deformities of brain (Q04.3)  
Septo-optic dysplasia (Q04.4)  
Megalencephaly (Q04.5)  
Congenital cerebral cysts (Q04.6)  
Other specified congenital malformations of brain (Q04.8)  
Congenital malformation of brain, unspecified (Q04.9)

Spina bifida (Q05)  
Cervical spina bifida with hydrocephalus (Q05.0)  
Thoracic spina bifida with hydrocephalus (Q05.1)  
Lumbar spina bifida with hydrocephalus (Q05.2)  
Sacral spina bifida with hydrocephalus (Q05.3)  
Unspecified spina bifida with hydrocephalus (Q05.4)  
Cervical spina bifida without hydrocephalus (Q05.5)  
Thoracic spina bifida without hydrocephalus (Q05.6)  
Lumbar spina bifida without hydrocephalus (Q05.7)  
Sacral spina bifida without hydrocephalus (Q05.8)  
Spina bifida, unspecified (Q05.9)

Other congenital malformations of spinal cord (Q06)  
Amyelia (Q06.0)  
Hypoplasia and dysplasia of spinal cord (Q06.1)  
Diastatomyelia (Q06.2)  
Other congenital cauda equina malformations (Q06.3)  
Hydromyelia (Q06.4)  
Other specified congenital malformations of spinal cord (Q06.8)  
Congenital malformation of spinal cord, unspecified (Q06.9)

Other congenital malformations of nervous system (Q07)  
Arnold-Chiari syndrome (Q07.0)  
Other specified congenital malformations of nervous system (Q07.8)  
Congenital malformation of nervous system, unspecified (Q07.9)

#### **Congenital malformations of eye, ear, face and neck (Q10-Q18)**

Congenital malformations of eyelid, lacrimal apparatus, and orbit (Q10)  
Congenital ptosis (Q10.0)  
Congenital ectropion (Q10.1)  
Congenital entropion (Q10.2)  
Other congenital malformations of eyelid (Q10.3)  
Absence and agenesis of lacrimal apparatus (Q10.4)  
Congenital stenosis and stricture of lacrimal duct (Q10.5)  
Other congenital malformations of lacrimal apparatus (Q10.6)  
Congenital malformation of orbit (Q10.7)

Anophthalmos, microphthalmos, and macropthalmos (Q11)  
Cystic eyeball (Q11.0)  
Other anophthalmos (Q11.1)  
Microphthalmos (Q11.2)  
Macropthalmos (Q11.3)

Congenital lens malformations (Q12)  
Congenital cataract (Q12.0)  
Congenital displaced lens (Q12.1)  
Coloboma of lens (Q12.2)  
Congenital aphakia (Q12.3)  
Spherophakia (Q12.4)  
Other congenital lens malformations (Q12.8)  
Congenital lens malformation, unspecified (Q12.9)

Congenital malformations of anterior segment of eye (Q13)  
   Coloboma of iris (Q13.0)  
   Absence of iris (Q13.1)  
   Other congenital malformations of iris (Q13.2)  
   Congenital corneal opacity (Q13.3)  
   Other congenital corneal malformations (Q13.4)  
   Blue sclera (Q13.5)  
   Other congenital malformations of anterior segment of eye (Q13.8)  
   Congenital malformation of anterior segment of eye, unspecified (Q13.9)

Congenital malformations of posterior segment of eye (Q14)  
   Congenital malformation of vitreous humour (Q14.0)  
   Congenital malformation of retina (Q14.1)  
   Congenital malformation of optic disc (Q14.2)  
   Congenital malformation of choroid (Q14.3)  
   Other congenital malformations of posterior segment of eye (Q14.8)  
   Congenital malformation of posterior segment of eye, unspecified (Q14.9)

Other congenital malformations of eye (Q15)  
   Congenital glaucoma (Q15.0)  
   Other specified congenital malformations of eye (Q15.8)  
   Congenital malformation of eye, unspecified (Q15.9)

Congenital malformations of ear causing impairment of hearing (Q16)  
   Congenital absence of (ear) auricle (Q16.0)  
   Congenital absence, atresia, and stricture of auditory canal (external) (Q16.1)  
   Absence of eustachian tube (Q16.2)  
   Congenital malformation of ear ossicles (Q16.3)  
   Other congenital malformations of middle ear (Q16.4)  
   Congenital malformation of inner ear (Q16.5)  
   Congenital malformation of ear causing impairment of hearing, unspecified (Q16.9)

Other congenital malformations of ear (Q17)  
   Accessory auricle (Q17.0)  
   Macrotia (Q17.1)  
   Microtia (Q17.2)  
   Other misshapen ear (Q17.3)  
   Misplaced ear (Q17.4)  
   Prominent ear (Q17.5)  
   Other specified congenital malformations of ear (Q17.8)  
   Congenital malformation of ear, unspecified (Q17.9)

Other congenital malformations of face and neck (Q18)  
   Sinus, fistula, and cyst of branchial cleft (Q18.0)  
   Preauricular sinus and cyst (Q18.1)  
   Other branchial cleft malformations (Q18.2)  
   Webbing of neck (Q18.3)  
   Macrostomia (Q18.4)  
   Microstomia (Q18.5)  
   Macrocheilia (Q18.6)  
   Microcheilia (Q18.7)  
   Other specified congenital malformations of face and neck (Q18.8)  
   Congenital malformation of face and neck, unspecified (Q18.9)

**Congenital malformations of the circulatory system (Q20-Q28)**

Congenital malformations of cardiac chambers and connections (Q20)  
   Common arterial trunk (Q20.0)  
   Double outlet right ventricle (Q20.1)  
   Double outlet left ventricle (Q20.2)  
   Discordant ventriculoarterial connection (Q20.3)  
   Double inlet ventricle (Q20.4)  
   Discordant atrioventricular connection (Q20.5)  
   Isomerism of atrial appendages (Q20.6)  
   Other congenital malformations of cardiac chambers and connections (Q20.8)  
   Congenital malformation of cardiac chambers and connections, unspecified (Q20.9)

Congenital malformations of cardiac septa (Q21)  
   Ventricular septal defect (Q21.0)  
   Atrial septal defect (Q21.1)

- Atrioventricular septal defect (Q21.2)
- Tetralogy of Fallot (Q21.3)
- Aortopulmonary septal defect (Q21.4)
- Other congenital malformations of cardiac septa (Q21.8)
- Congenital malformation of cardiac septum, unspecified (Q21.9)

Congenital malformations of pulmonary and tricuspid valves (Q22)

- Pulmonary valve atresia (Q22.0)
- Congenital pulmonary valve stenosis (Q22.1)
- Congenital pulmonary valve insufficiency (Q22.2)
- Other congenital malformations of pulmonary valve (Q22.3)
- Congenital tricuspid stenosis (Q22.4)
- Ebstein's anomaly (Q22.5)
- Hypoplastic right heart syndrome (Q22.6)
- Other congenital malformations of tricuspid valve (Q22.8)
- Congenital malformation of tricuspid valve, unspecified (Q22.9)

Congenital malformations of aortic and mitral valves (Q23)

- Congenital stenosis of aortic valve (Q23.0)
- Congenital insufficiency of aortic valve (Q23.1)
- Congenital mitral stenosis (Q23.2)
- Congenital mitral insufficiency (Q23.3)
- Hypoplastic left heart syndrome (Q23.4)
- Other congenital malformations of aortic and mitral valves (Q23.8)
- Congenital malformation of aortic and mitral valves, unspecified (Q23.9)

Other congenital malformations of heart (Q24)

- Dextrocardia (Q24.0)
- Levocardia (Q24.1)
- Cor triatriatum (Q24.2)
- Pulmonary infundibular stenosis (Q24.3)
- Congenital subaortic stenosis (Q24.4)
- Malformation of coronary vessels (Q24.5)
- Congenital heart block (Q24.6)
- Other specified congenital malformations of heart (Q24.8)
- Congenital malformation of the heart, unspecified (Q24.9)

Congenital malformations of great arteries (Q25)

- Patent ductus arteriosus (Q25.0)
- Coarctation of aorta (Q25.1)
- Atresia of aorta (Q25.2)
- Stenosis of aorta (Q25.3)
- Other congenital malformations of aorta (Q25.4)
- Atresia of pulmonary artery (Q25.5)
- Stenosis of pulmonary artery (Q25.6)
- Other congenital malformations of pulmonary artery (Q25.7)
- Other congenital malformations of great arteries (Q25.8)
- Congenital malformation of great arteries, unspecified (Q25.9)

Congenital malformations of great veins (Q26)

- Congenital stenosis of vena cava (Q26.0)
- Persistent left superior vena cava (Q26.1)
- Total anomalous pulmonary venous connection (Q26.2)
- Partial anomalous pulmonary venous connection (Q26.3)
- Anomalous pulmonary venous connection, unspecified (Q26.4)
- Anomalous portal venous connection (Q26.5)
- Portal vein-hepatic artery fistula (Q26.6)
- Other congenital malformations of great veins (Q26.8)
- Congenital malformation of great vein, unspecified (Q26.9)

Other congenital malformations of peripheral vascular system (Q27)

- Congenital absence and hypoplasia of umbilical artery (Q27.0)
- Congenital renal artery stenosis (Q27.1)
- Other congenital malformations of renal artery (Q27.2)
- Peripheral arteriovenous malformation (Q27.3)
- Congenital phlebectasia (Q27.4)
- Other specified congenital malformations of peripheral vascular system (Q27.8)
- Congenital malformation of peripheral vascular system, unspecified (Q27.9)

Other congenital malformations of circulatory system (Q28)

Arteriovenous malformation of precerebral vessels (Q28.0)  
Other malformations of precerebral vessels (Q28.1)  
Arteriovenous malformation of cerebral vessels (Q28.2)  
Other malformations of cerebral vessels (Q28.3)  
Other specified congenital malformations of circulatory system (Q28.8)  
Congenital malformation of circulatory system, unspecified (Q28.9)

#### **Congenital malformations of the respiratory system (Q30-Q34)**

Congenital malformations of nose (Q30)

Choanal atresia (Q30.0)  
Agenesis and underdevelopment of nose (Q30.1)  
Fissured, notched, and cleft nose (Q30.2)  
Congenital perforated nasal septum (Q30.3)  
Other congenital malformations of nose (Q30.8)  
Congenital malformation of nose, unspecified (Q30.9)

Congenital malformations of larynx (Q31)

Web of larynx (Q31.0)  
Congenital subglottic stenosis (Q31.1)  
Laryngeal hypoplasia (Q31.2)  
Laryngocele (Q31.3)  
Congenital laryngeal stridor (Q31.4)  
Other congenital malformations of larynx (Q31.8)  
Congenital malformation of larynx, unspecified (Q31.9)

Congenital malformations of trachea and bronchus (Q32)

Congenital tracheomalacia (Q32.0)  
Other congenital malformations of trachea (Q32.1)  
Congenital bronchomalacia (Q32.2)  
Congenital stenosis of bronchus (Q32.3)  
Other congenital malformations of bronchus (Q32.4)

Congenital malformations of lung (Q33)

Congenital cystic lung (Q33.0)  
Accessory lobe of lung (Q33.1)  
Sequestration of lung (Q33.2)  
Agenesis of lung (Q33.3)  
Congenital bronchiectasis (Q33.4)  
Ectopic tissue in lung (Q33.5)  
Hypoplasia and dysplasia of lung (Q33.6)  
Other congenital malformations of lung (Q33.8)  
Congenital malformation of lung, unspecified (Q33.9)

Other congenital malformations of respiratory system (Q34)

Anomaly of pleura (Q34.0)  
Congenital cyst of mediastinum (Q34.1)  
Other specified congenital malformations of respiratory system (Q34.8)  
Congenital malformation of respiratory system, unspecified (Q34.9)

#### **Cleft lip and cleft palate (Q35-Q37)**

Cleft palate (Q35)

Cleft hard palate (Q35.1)  
Cleft soft palate (Q35.3)  
Cleft hard palate with cleft soft palate (Q35.5)  
Cleft palate, medial (Q35.6)  
Cleft uvula (Q35.7)  
Cleft palate, unspecified (Q35.9)

Cleft lip (Q36)

Cleft lip, bilateral (Q36.0)  
Cleft lip, medial (Q36.1)  
Cleft lip, unilateral (Q36.9)

Cleft palate with cleft lip (Q37)

Cleft hard palate with bilateral cleft lip (Q37.0)  
Cleft hard palate with unilateral cleft lip (Q37.1)  
Cleft soft palate with bilateral cleft lip (Q37.2)  
Cleft soft palate with unilateral cleft lip (Q37.3)



Cleft hard and soft palate with bilateral cleft lip (Q37.4)  
Cleft hard and soft palate with unilateral cleft lip (Q37.5)  
Unspecified cleft palate with bilateral cleft lip (Q37.8)  
Unspecified cleft palate with unilateral cleft lip (Q37.9)

**Other congenital malformations of the digestive system (Q38-Q45)**

Other congenital malformations of tongue, mouth and pharynx (Q38)  
Congenital malformations of lips, not elsewhere classified (Q38.0)  
Ankyloglossia (Q38.1)  
Macroglossia (Q38.2)  
Other congenital malformations of tongue (Q38.3)  
Congenital malformations of salivary glands and ducts (Q38.4)  
Congenital malformations of palate, not elsewhere classified (Q38.5)  
Other congenital malformations of mouth (Q38.6)  
Pharyngeal pouch (Q38.7)  
Other congenital malformations of pharynx (Q38.8)

Congenital malformations of esophagus (Q39)  
Atresia of esophagus without fistula (Q39.0)  
Atresia of esophagus with tracheoesophageal fistula (Q39.1)  
Congenital tracheoesophageal fistula without atresia (Q39.2)  
Congenital stenosis and stricture of esophagus (Q39.3)  
Esophageal web (Q39.4)  
Congenital dilatation of esophagus (Q39.5)  
Diverticulum of esophagus (Q39.6)  
Other congenital malformations of esophagus (Q39.8)  
Congenital malformation of esophagus, unspecified (Q39.9)

Other congenital malformations of upper alimentary tract (Q40)  
Congenital hypertrophic pyloric stenosis (Q40.0)  
Congenital hiatus hernia (Q40.1)  
Other specified congenital malformations of stomach (Q40.2)  
Congenital malformation of stomach, unspecified (Q40.3)  
Other specified congenital malformations of upper alimentary tract (Q40.8)  
Congenital malformation of upper alimentary tract, unspecified (Q40.9)

Congenital absence, atresia, and stenosis of small intestine (Q41)  
Congenital absence, atresia, and stenosis of duodenum (Q41.0)  
Congenital absence, atresia, and stenosis of jejunum (Q41.1)  
Congenital absence, atresia, and stenosis of ileum (Q41.2)  
Congenital absence, atresia, and stenosis of other specified parts of small intestine (Q41.8)  
Congenital absence, atresia, and stenosis of small intestine, part unspecified (Q41.9)

Congenital absence, atresia, and stenosis of large intestine (Q42)  
Congenital absence, atresia, and stenosis of rectum with fistula (Q42.0)  
Congenital absence, atresia, and stenosis of rectum without fistula (Q42.1)  
Congenital absence, atresia, and stenosis of anus with fistula (Q42.2)  
Congenital absence, atresia, and stenosis of anus without fistula (Q42.3)  
Congenital absence, atresia, and stenosis of other parts of large intestine (Q42.8)  
Congenital absence, atresia, and stenosis of large intestine, part unspecified (Q42.9)

Other congenital malformations of intestine (Q43)  
Meckel's diverticulum (Q43.0)  
Hirschsprung's disease (Q43.1)  
Other congenital functional disorders of colon (Q43.2)  
Congenital malformations of intestinal fixation (Q43.3)  
Duplication of intestine (Q43.4)  
Ectopic anus (Q43.5)  
Congenital fistula of rectum and anus (Q43.6)  
Persistent cloaca (Q43.7)  
Other specified congenital malformations of intestine (Q43.8)  
Congenital malformation of intestine, unspecified (Q43.9)

Congenital malformations of gallbladder, bile ducts, and liver (Q44)  
Agenesis, aplasia, and hypoplasia of gallbladder (Q44.0)  
Other congenital malformations of gallbladder (Q44.1)  
Atresia of bile ducts (Q44.2)  
Congenital stenosis and stricture of bile ducts (Q44.3)  
Choledochal cyst (Q44.4)

Other congenital malformations of bile ducts (Q44.5)  
Cystic disease of liver (Q44.6)  
Other congenital malformations of liver (Q44.7)

Other congenital malformations of digestive system (Q45)  
Agenesis, aplasia, and hypoplasia of pancreas (Q45.0)  
Annular pancreas (Q45.1)  
Congenital pancreatic cyst (Q45.2)  
Other congenital malformations of pancreas and pancreatic duct (Q45.3)  
Other specified congenital malformations of digestive system (Q45.8)  
Congenital malformation of digestive system, unspecified (Q45.9)

#### **Congenital malformations of genital organs (Q50-Q56)**

Congenital malformations of ovaries, fallopian tubes, and broad ligaments (Q50)  
Congenital absence of ovary (Q50.0)  
Developmental ovarian cyst (Q50.1)  
Congenital torsion of ovary (Q50.2)  
Other congenital malformations of ovary (Q50.3)  
Embryonic cyst of fallopian tube (Q50.4)  
Embryonic cyst of broad ligament (Q50.5)  
Other congenital malformations of fallopian tube and broad ligament (Q50.6)

Congenital malformations of uterus and cervix (Q51)  
Agenesis and aplasia of uterus (Q51.0)  
Doubling of uterus with doubling of cervix and vagina (Q51.1)  
Other doubling of uterus (Q51.2)  
Bicornate uterus (Q51.3)  
Unicornate uterus (Q51.4)  
Agenesis and aplasia of cervix (Q51.5)  
Embryonic cyst of cervix (Q51.6)  
Congenital fistulae between uterus and digestive and urinary tracts (Q51.7)  
Other congenital malformations of uterus and cervix (Q51.8)  
Congenital malformation of uterus and cervix, unspecified (Q51.9)

Other congenital malformations of female genitalia (Q52)  
Congenital absence of vagina (Q52.0)  
Doubling of vagina (Q52.1)  
Congenital rectovaginal fistula (Q52.2)  
Imperforate hymen (Q52.3)  
Other congenital malformations of vagina (Q52.4)  
Fusion of labia (Q52.5)  
Congenital malformation of clitoris (Q52.6)  
Other congenital malformations of vulva (Q52.7)  
Other specified congenital malformations of female genitalia (Q52.8)  
Congenital malformation of female genitalia, unspecified (Q52.9)

Undescended testicle (Q53)  
Ectopic testis (Q53.0)  
Undescended testicle, unilateral (Q53.1)  
Undescended testicle, bilateral (Q53.2)  
Undescended testicle, unspecified (Q53.9)

Hypospadias (Q54)  
Hypospadias, balanic (Q54.0)  
Hypospadias, penile (Q54.1)  
Hypospadias, penoscrotal (Q54.2)  
Hypospadias, perineal (Q54.3)  
Congenital chordee (Q54.4)  
Other hypospadias (Q54.8)  
Hypospadias, unspecified (Q54.9)

Other congenital malformations of male genital organs (Q55)  
Absence and aplasia of testis (Q55.0)  
Hypoplasia of testis and scrotum (Q55.1)  
Other congenital malformations of testis and scrotum (Q55.2)  
Atresia of vas deferens (Q55.3)  
Other congenital malformations of vas deferens, epididymis, seminal vesicles, and prostate (Q55.4)  
Congenital absence and aplasia of penis (Q55.5)  
Other congenital malformations of penis (Q55.6)

Other specified congenital malformations of male genital organs (Q55.8)  
Congenital malformation of male genital organ, unspecified (Q55.9)

Indeterminate sex and pseudohermaphroditism (Q56)  
Hermaphroditism, not elsewhere classified (Q56.0)  
Male pseudohermaphroditism, not elsewhere classified (Q56.1)  
Female pseudohermaphroditism, not elsewhere classified (Q56.2)  
Pseudohermaphroditism, unspecified (Q56.3)  
Indeterminate sex, unspecified (Q56.4)

#### **Congenital malformations of the urinary system (Q60-Q64)**

Renal agenesis and other reduction defects of kidney (Q60)  
Renal agenesis, unilateral (Q60.0)  
Renal agenesis, bilateral (Q60.1)  
Renal agenesis, unspecified (Q60.2)  
Renal hypoplasia, unilateral (Q60.3)  
Renal hypoplasia, bilateral (Q60.4)  
Renal hypoplasia, unspecified (Q60.5)  
Potter's syndrome (Q60.6)

Cystic kidney disease (Q61)  
Congenital single renal cyst (Q61.0)  
Polycystic kidney, infantile type (Q61.1)  
Polycystic kidney, adult type (Q61.2)  
Polycystic kidney, unspecified (Q61.3)  
Renal dysplasia (Q61.4)  
Medullary cystic kidney (Q61.5)  
Other cystic kidney diseases (Q61.8)  
Cystic kidney disease, unspecified (Q61.9)

Congenital obstructive defects of renal pelvis and congenital malformations of ureter (Q62)  
Congenital hydronephrosis (Q62.0)  
Atresia and stenosis of ureter (Q62.1)  
Congenital megaloureter (Q62.2)  
Other obstructive defects of renal pelvis and ureter (Q62.3)  
Agenesis of ureter (Q62.4)  
Duplication of ureter (Q62.5)  
Malposition of ureter (Q62.6)  
Congenital vesico-uretero-renal reflux (Q62.7)  
Other congenital malformations of ureter (Q62.8)

Other congenital malformations of kidney (Q63)  
Accessory kidney (Q63.0)  
Lobulated, fused, and horseshoe kidney (Q63.1)  
Ectopic kidney (Q63.2)  
Hyperplastic and giant kidney (Q63.3)  
Other specified congenital malformations of kidney (Q63.8)  
Congenital malformation of kidney, unspecified (Q63.9)

Other congenital malformations of urinary system (Q64)  
Epispadias (Q64.0)  
Exstrophy of urinary bladder (Q64.1)  
Congenital posterior urethral valves (Q64.2)  
Other atresia and stenosis of urethra and bladder neck (Q64.3)  
Malformation of urachus (Q64.4)  
Congenital absence of bladder and urethra (Q64.5)  
Congenital diverticulum of bladder (Q64.6)  
Other congenital malformations of bladder and urethra (Q64.7)  
Other specified congenital malformations of urinary system (Q64.8)  
Congenital malformation of urinary system, unspecified (Q64.9)

#### **Congenital malformations and deformations of the musculoskeletal system (Q65-Q79)**

Congenital deformities of hip (Q65)  
Congenital dislocation of hip, unilateral (Q65.0)  
Congenital dislocation of hip, bilateral (Q65.1)  
Congenital dislocation of hip, unspecified (Q65.2)  
Congenital subluxation of hip, unilateral (Q65.3)  
Congenital subluxation of hip, bilateral (Q65.4)

- Congenital subluxation of hip, unspecified (Q65.5)
- Unstable hip (Q65.6)
- Other congenital deformities of hip (Q65.8)
- Congenital deformity of hip, unspecified (Q65.9)

- Congenital deformities of feet (Q66)
  - Talipes equinovarus (Q66.0)
  - Talipes calcaneovarus (Q66.1)
  - Metatarsus varus (Q66.2)
  - Other congenital varus deformities of feet (Q66.3)
  - Talipes calcaneovalgus (Q66.4)
  - Congenital pes planus (Q66.5)
  - Other congenital valgus deformities of feet (Q66.6)
  - Pes cavus (Q66.7)
  - Other congenital deformities of feet (Q66.8)
  - Congenital deformity of feet, unspecified (Q66.9)

- Congenital musculoskeletal deformities of head, face, spine, and chest (Q67)
  - Facial asymmetry (Q67.0)
  - Compression facies (Q67.1)
  - Dolichocephaly (Q67.2)
  - Plagiocephaly (Q67.3)
  - Other congenital deformities of skull, face, and jaw (Q67.4)
  - Congenital deformity of spine (Q67.5)
  - Pectus excavatum (Q67.6)
  - Pectus carinatum (Q67.7)
  - Other congenital deformities of chest (Q67.8)

- Other congenital musculoskeletal deformities (Q68)
  - Congenital deformity of sternocleidomastoid muscle (Q68.0)
  - Congenital deformity of hand (Q68.1)
  - Congenital deformity of knee (Q68.2)
  - Congenital bowing of femur (Q68.3)
  - Congenital bowing of tibia and fibula (Q68.4)
  - Congenital bowing of long bones of leg, unspecified (Q68.5)
  - Other specified congenital musculoskeletal deformities (Q68.8)

- Polydactyly (Q69)
  - Accessory finger(s) (Q69.0)
  - Accessory thumb(s) (Q69.1)
  - Accessory toe(s) (Q69.2)
  - Polydactyly, unspecified (Q69.9)

- Syndactyly (Q70)
  - Fused fingers (Q70.0)
  - Webbed fingers (Q70.1)
  - Fused toes (Q70.2)
  - Webbed toes (Q70.3)
  - Polysyndactyly (Q70.4)
  - Syndactyly, unspecified (Q70.9)

- Reduction defects of upper limb (Q71)
  - Congenital complete absence of upper limb(s) (Q71.0)
  - Congenital absence of upper arm and forearm with hand present (Q71.1)
  - Congenital absence of both forearm and hand (Q71.2)
  - Congenital absence of hand and finger(s) (Q71.3)
  - Longitudinal reduction defect of radius (Q71.4)
  - Longitudinal reduction defect of ulna (Q71.5)
  - Lobster-claw hand (Q71.6)
  - Other reduction defects of upper limb(s) (Q71.8)
  - Reduction defect of upper limb, unspecified (Q71.9)

- Reduction defects of lower limb (Q72)
  - Congenital complete absence of lower limb(s) (Q72.0)
  - Congenital absence of thigh and lower leg with foot present (Q72.1)
  - Congenital absence of both lower leg and foot (Q72.2)
  - Congenital absence of foot and toe(s) (Q72.3)
  - Longitudinal reduction defect of femur (Q72.4)
  - Longitudinal reduction defect of tibia (Q72.5)
  - Longitudinal reduction defect of fibula (Q72.6)

- Split foot (Q72.7)
- Other reduction defects of lower limb(s) (Q72.8)
- Reduction defect of lower limb, unspecified (Q72.9)

Reduction defects of unspecified limb (Q73)

- Congenital absence of unspecified limb(s) (Q73.0)
- Phocomelia, unspecified limb(s) (Q73.1)
- Other reduction defects of unspecified limb(s) (Q73.8)

Other congenital malformations of limb(s) (Q74)

- Other congenital malformations of upper limb(s), including shoulder girdle (Q74.0)
- Congenital malformation of knee (Q74.1)
- Other congenital malformations of lower limb(s), including pelvic girdle (Q74.2)
- Arthrogryposis multiplex congenita (Q74.3)
- Other specified congenital malformations of limb(s) (Q74.8)
- Unspecified congenital malformation of limb(s) (Q74.9)

Other congenital malformations of skull and face bones (Q75)

- Craniosynostosis (Q75.0)
- Craniofacial dysostosis (Q75.1)
- Hypertelorism (Q75.2)
- Macrocephaly (Q75.3)
- Mandibulofacial dysostosis (Q75.4)
- Oculomandibular dysostosis (Q75.5)
- Other specified congenital malformations of skull and face bones (Q75.8)
- Congenital malformation of skull and face bones, unspecified (Q75.9)

Congenital malformations of spine and bony thorax (Q76)

- Spina bifida occulta (Q76.0)
- Klippel-Feil syndrome (Q76.1)
- Congenital spondylolisthesis (Q76.2)
- Congenital scoliosis due to congenital bony malformation (Q76.3)
- Other congenital malformations of spine, not associated with scoliosis (Q76.4)
- Cervical rib (Q76.5)
- Other congenital malformations of ribs (Q76.6)
- Congenital malformation of sternum (Q76.7)
- Other congenital malformations of bony thorax (Q76.8)
- Congenital malformation of bony thorax, unspecified (Q76.9)

Osteochondrodysplasia with defects of growth of tubular bones and spine (Q77)

- Achondrogenesis (Q77.0)
- Thanatophoric short stature (Q77.1)
- Short rib syndrome (Q77.2)
- Chondrodysplasia punctata (Q77.3)
- Achondroplasia (Q77.4)
- Diastrophic dysplasia (Q77.5)
- Chondroectodermal dysplasia (Q77.6)
- Spondyloepiphyseal dysplasia (Q77.7)
- Other osteochondrodysplasia with defects of growth of tubular bones and spine (Q77.8)
- Osteochondrodysplasia with defects of growth of tubular bones and spine, unspecified (Q77.9)

Other osteochondrodysplasias (Q78)

- Osteogenesis imperfecta (Q78.0)
- Polyostotic fibrous dysplasia (Q78.1)
- Osteopetrosis (Q78.2)
- Progressive diaphyseal dysplasia (Q78.3)
- Enchondromatosis (Q78.4)
- Metaphyseal dysplasia (Q78.5)
- Multiple congenital exostoses (Q78.6)
- Other specified osteochondrodysplasias (Q78.8)
- Osteochondrodysplasia, unspecified (Q78.9)

Congenital malformations of musculoskeletal system, not elsewhere classified (Q79)

- Congenital diaphragmatic hernia (Q79.0)
- Other congenital malformations of diaphragm (Q79.1)
- Exomphalos (Q79.2)
- Gastroschisis (Q79.3)
- Prune belly syndrome (Q79.4)
- Other congenital malformations of abdominal wall (Q79.5)
- Ehlers-Danlos syndrome (Q79.6)

Other congenital malformations of musculoskeletal system (Q79.8)  
Congenital malformation of musculoskeletal system, unspecified (Q79.9)

**Other congenital malformations (Q80-Q89)**

Congenital ichthyosis (Q80)

Ichthyosis vulgaris (Q80.0)  
X-linked ichthyosis (Q80.1)  
Lamellar ichthyosis (Q80.2)  
Congenital bullous ichthyosiform erythroderma (Q80.3)  
Harlequin fetus (Q80.4)  
Other congenital ichthyosis (Q80.8)  
Congenital ichthyosis, unspecified (Q80.9)

Epidermolysis bullosa (Q81)

Epidermolysis bullosa simplex (Q81.0)  
Epidermolysis bullosa letalis (Q81.1)  
Epidermolysis bullosa dystrophica (Q81.2)  
Other epidermolysis bullosa (Q81.8)  
Epidermolysis bullosa, unspecified (Q81.9)

Other congenital malformations of skin (Q82)

Hereditary lymphedema (Q82.0)  
Xeroderma pigmentosum (Q82.1)  
Mastocytosis (Q82.2)  
Incontinentia pigmenti (Q82.3)  
Ectodermal dysplasia (anhidrotic) (Q82.4)  
Congenital nonneoplastic nevus (Q82.5)  
Other specified congenital malformations of skin (Q82.8)  
Congenital malformation of skin, unspecified (Q82.9)

Congenital malformations of breast (Q83)

Congenital absence of breast with absent nipple (Q83.0)  
Accessory breast (Q83.1)  
Absent nipple (Q83.2)  
Accessory nipple (Q83.3)  
Other congenital malformations of breast (Q83.8)  
Congenital malformation of breast, unspecified (Q83.9)

Other congenital malformations of integument (Q84)

Congenital alopecia (Q84.0)  
Congenital morphological disturbances of hair, not elsewhere classified (Q84.1)  
Other congenital malformations of hair (Q84.2)  
Anonychia (Q84.3)  
Congenital leukonychia (Q84.4)  
Enlarged and hypertrophic nails (Q84.5)  
Other congenital malformations of nails (Q84.6)  
Other specified congenital malformations of integument (Q84.8)  
Congenital malformation of integument, unspecified (Q84.9)

Phakomatoses, not elsewhere classified (Q85)

Neurofibromatosis (nonmalignant) (Q85.0)  
Tuberous sclerosis (Q85.1)  
Other phakomatoses, not elsewhere classified (Q85.8)  
Phakomatosis, unspecified (Q85.9)

Congenital malformation syndromes due to known exogenous causes, not elsewhere classified (Q86)

Fetal alcohol syndrome (dysmorphic) (Q86.0)  
Fetal hydantoin syndrome (Q86.1)  
Dysmorphism due to warfarin (Q86.2)  
Other congenital malformation syndromes due to known exogenous causes (Q86.8)

Other specified congenital malformation syndromes affecting multiple systems (Q87)

Congenital malformation syndromes predominantly affecting facial appearance (Q87.0)  
Congenital malformation syndromes predominantly associated with short stature (Q87.1)  
Congenital malformation syndromes predominantly involving limbs (Q87.2)  
Congenital malformation syndromes involving early overgrowth (Q87.3)  
Marfan's syndrome (Q87.4)  
Other congenital malformation syndromes with other skeletal changes (Q87.5)  
Other specified congenital malformation syndromes, not elsewhere classified (Q87.8)

Other congenital malformations, not elsewhere classified (Q89)  
Congenital malformations of spleen (Q89.0)  
Congenital malformations of adrenal gland (Q89.1)  
Congenital malformations of other endocrine glands (Q89.2)  
Situs inversus (Q89.3)  
Conjoined twins (Q89.4)  
Multiple congenital malformations, not elsewhere classified (Q89.7)  
Other specified congenital malformations (Q89.8)  
Congenital malformation, unspecified (Q89.9)

**Chromosomal abnormalities, not elsewhere classified (Q90-Q99)**

Down's syndrome (Q90)

Trisomy 21, meiotic nondisjunction (Q90.0)  
Trisomy 21, mosaicism (mitotic nondisjunction) (Q90.1)  
Trisomy 21, translocation (Q90.2)  
Down's syndrome, unspecified (Q90.9)

Edwards' syndrome and Patau's syndrome (Q91)

Trisomy 18, meiotic nondisjunction (Q91.0)  
Trisomy 18, mosaicism (mitotic nondisjunction) (Q91.1)  
Trisomy 18, translocation (Q91.2)  
Edwards' syndrome, unspecified (Q91.3)  
Trisomy 13, meiotic nondisjunction (Q91.4)  
Trisomy 13, mosaicism (mitotic nondisjunction) (Q91.5)  
Trisomy 13, translocation (Q91.6)  
Patau's syndrome, unspecified (Q91.7)

Other trisomies and partial trisomies of autosomes, not elsewhere classified (Q92)

Whole chromosome trisomy, meiotic nondisjunction (Q92.0)  
Whole chromosome trisomy, mosaicism (mitotic nondisjunction) (Q92.1)  
Major partial trisomy (Q92.2)  
Minor partial trisomy (Q92.3)  
Duplications seen only at prometaphase (Q92.4)  
Duplications with other complex rearrangements (Q92.5)  
Extra marker chromosomes (Q92.6)  
Triploidy and polyploidy (Q92.7)  
Other specified trisomies and partial trisomies of autosomes (Q92.8)  
Trisomy and partial trisomy of autosomes, unspecified (Q92.9)

Monosomies and deletions from the autosomes, not elsewhere classified (Q93)

Whole chromosome monosomy, meiotic nondisjunction (Q93.0)  
Whole chromosome monosomy, mosaicism (mitotic nondisjunction) (Q93.1)  
Chromosome replaced with ring or dicentric (Q93.2)  
Deletion of short arm of chromosome 4 (Q93.3)  
Deletion of short arm of chromosome 5 (Q93.4)  
Other deletions of part of a chromosome (Q93.5)  
Deletions seen only at prometaphase (Q93.6)  
Deletions with other complex rearrangements (Q93.7)  
Other deletions from the autosomes (Q93.8)  
Deletion from autosomes, unspecified (Q93.9)

Balanced rearrangements and structural markers, not elsewhere classified (Q95)

Balanced translocation and insertion in normal individual (Q95.0)  
Chromosome inversion in normal individual (Q95.1)  
Balanced autosomal rearrangement in abnormal individual (Q95.2)  
Balanced sex/autosomal rearrangement in abnormal individual (Q95.3)  
Individuals with marker heterochromatin (Q95.4)  
Individuals with autosomal fragile site (Q95.5)  
Other balanced rearrangements and structural markers (Q95.8)  
Balanced rearrangement and structural marker, unspecified (Q95.9)

Turner's syndrome (Q96)

Karyotype 45,X (Q96.0)  
Karyotype 46,X iso (Xq) (Q96.1)  
Karyotype 46,X with abnormal sex chromosome, except iso (Xq) (Q96.2)  
Mosaicism, 45,X/46,XX, or XY (Q96.3)  
Mosaicism, 45,X/other cell line(s) with abnormal sex chromosome (Q96.4)  
Other variants of Turner's syndrome (Q96.8)

Turner's syndrome, unspecified (Q96.9)

Other sex chromosome abnormalities, female phenotype, not elsewhere classified (Q97)

Karyotype 47,XXX (Q97.0)

Female with more than three X chromosomes (Q97.1)

Mosaicism, lines with various numbers of X chromosomes (Q97.2)

Female with 46,XY karyotype (Q97.3)

Other specified sex chromosome abnormalities, female phenotype (Q97.8)

Sex chromosome abnormality, female phenotype, unspecified (Q97.9)

Other sex chromosome abnormalities, male phenotype, not elsewhere classified (Q98)

Klinefelter's syndrome karyotype 47,XXY (Q98.0)

Klinefelter's syndrome, male with more than two X chromosomes (Q98.1)

Klinefelter's syndrome, male with 46,XX karyotype (Q98.2)

Other male with 46,XX karyotype (Q98.3)

Klinefelter's syndrome, unspecified (Q98.4)

Karyotype 47,XYY (Q98.5)

Male with structurally abnormal sex chromosome (Q98.6)

Male with sex chromosome mosaicism (Q98.7)

Other specified sex chromosome abnormalities, male phenotype (Q98.8)

Sex chromosome abnormality, male phenotype, unspecified (Q98.9)

Other chromosome abnormalities, not elsewhere classified (Q99)

Chimera 46,XX/46,XY (Q99.0)

46,XX true hermaphrodite (Q99.1)

Fragile X chromosome (Q99.2)

Other specified chromosome abnormalities (Q99.8)

Chromosomal abnormality, unspecified (Q99.9)

#### **XVIII. Symptoms, signs and abnormal clinical and laboratory findings, not elsewhere classified (R00-R99)**

##### **Symptoms and signs involving the circulatory and respiratory systems (R00-R09)**

Abnormalities of heart beat (R00)

Tachycardia, unspecified (R00.0)

Bradycardia, unspecified (R00.1)

Palpitations (R00.2)

Other and unspecified abnormalities of heart beat (R00.8)

Cardiac murmurs and other cardiac sounds (R01)

Benign and innocent cardiac murmurs (R01.0)

Cardiac murmur, unspecified (R01.1)

Other cardiac sounds (R01.2)

Gangrene, not elsewhere classified (R02)

Abnormal blood-pressure reading, without diagnosis (R03)

Elevated blood-pressure reading, without diagnosis of hypertension (R03.0)

Nonspecific low blood-pressure reading (R03.1)

Hemorrhage from respiratory passages (R04)

Epistaxis (R04.0)

Hemorrhage from throat (R04.1)

Hemoptysis (R04.2)

Hemorrhage from other sites in respiratory passages (R04.8)

Hemorrhage from respiratory passages, unspecified (R04.9)

Cough (R05)

Abnormalities of breathing (R06)

Dyspnea (R06.0)

Stridor (R06.1)

Wheezing (R06.2)

Periodic breathing (R06.3)

Hyperventilation (R06.4)

Mouth breathing (R06.5)

Hiccough (R06.6)

Sneezing (R06.7)

Other and unspecified abnormalities of breathing (R06.8)



Pain in throat and chest (R07)  
Pain in throat (R07.0)  
Chest pain on breathing (R07.1)  
Precordial pain (R07.2)  
Other chest pain (R07.3)  
Chest pain, unspecified (R07.4)

Other symptoms and signs involving the circulatory and respiratory systems (R09)  
Asphyxia (R09.0)  
Pleurisy (R09.1)  
Respiratory arrest (R09.2)  
Abnormal sputum (R09.3)  
Other specified symptoms and signs involving the circulatory and respiratory systems (R09.8)

**Symptoms and signs involving the digestive system and abdomen (R10-R19)**

Abdominal and pelvic pain (R10)  
Acute abdomen (R10.0)  
Pain localized to upper abdomen (R10.1)  
Pelvic and perineal pain (R10.2)  
Pain localized to other parts of lower abdomen (R10.3)  
Other and unspecified abdominal pain (R10.4)

Nausea and vomiting (R11)

Heartburn (R12)

Dysphagia (R13)

Flatulence and related conditions (R14)

Fecal incontinence (R15)

Hepatomegaly and splenomegaly, not elsewhere classified (R16)  
Hepatomegaly, not elsewhere classified (R16.0)  
Splenomegaly, not elsewhere classified (R16.1)  
Hepatomegaly with splenomegaly, not elsewhere classified (R16.2)

Unspecified jaundice (R17)

Ascites (R18)

Other symptoms and signs involving the digestive system and abdomen (R19)  
Intra-abdominal and pelvic swelling, mass, and lump (R19.0)  
Abnormal bowel sounds (R19.1)  
Visible peristalsis (R19.2)  
Abdominal rigidity (R19.3)  
Change in bowel habit (R19.4)  
Other fecal abnormalities (R19.5)  
Halitosis (R19.6)  
Other specified symptoms and signs involving the digestive system and abdomen (R19.8)

**Symptoms and signs involving the skin and subcutaneous tissue (R20-R23)**

Disturbances of skin sensation (R20)  
Anesthesia of skin (R20.0)  
Hypoesthesia of skin (R20.1)  
Paresthesia of skin (R20.2)  
Hyperesthesia (R20.3)  
Other and unspecified disturbances of skin sensation (R20.8)

Rash and other nonspecific skin eruption (R21)

Localized swelling, mass, and lump of skin and subcutaneous tissue (R22)  
Localized swelling, mass, and lump, head (R22.0)  
Localized swelling, mass, and lump, neck (R22.1)  
Localized swelling, mass, and lump, trunk (R22.2)  
Localized swelling, mass, and lump, upper limb (R22.3)  
Localized swelling, mass, and lump, lower limb (R22.4)

Localized swelling, mass, and lump, multiple sites (R22.7)  
Localized swelling, mass, and lump, unspecified (R22.9)

Other skin changes (R23)

Cyanosis (R23.0)  
Pallor (R23.1)  
Flushing (R23.2)  
Spontaneous ecchymoses (R23.3)  
Changes in skin texture (R23.4)  
Other and unspecified skin changes (R23.8)

**Symptoms and signs involving the nervous and musculoskeletal systems (R25-R29)**

Abnormal involuntary movements (R25)

Abnormal head movements (R25.0)  
Tremor, unspecified (R25.1)  
Cramp and spasm (R25.2)  
Fasciculation (R25.3)  
Other and unspecified abnormal involuntary movements (R25.8)

Abnormalities of gait and mobility (R26)

Ataxic gait (R26.0)  
Paralytic gait (R26.1)  
Difficulty in walking, not elsewhere classified (R26.2)  
Other and unspecified abnormalities of gait and mobility (R26.8)

Other lack of coordination (R27)

Ataxia, unspecified (R27.0)  
Other and unspecified lack of coordination (R27.8)

Other symptoms and signs involving the nervous and musculoskeletal systems (R29)

Tetany (R29.0)  
Meningismus (R29.1)  
Abnormal reflex (R29.2)  
Abnormal posture (R29.3)  
Clicking hip (R29.4)  
Other and unspecified symptoms and signs involving the nervous and musculoskeletal systems (R29.8)

**Symptoms and signs involving the urinary system (R30-R39)**

Pain associated with micturition (R30)

Dysuria (R30.0)  
Vesical tenesmus (R30.1)  
Painful micturition, unspecified (R30.9)

Unspecified hematuria (R31)

Unspecified urinary incontinence (R32)

Retention of urine (R33)

Anuria and oliguria (R34)

Polyuria (R35)

Urethral discharge (R36)

Other symptoms and signs involving the urinary system (R39)

Extravasation of urine (R39.0)  
Other difficulties with micturition (R39.1)  
Extrarenal uremia (R39.2)  
Other and unspecified symptoms and signs involving the urinary system (R39.8)

**Symptoms and signs involving cognition, perception, emotional state and behavior (R40-R46)**

Somnolence, stupor, and coma (R40)

Somnolence (R40.0)  
Stupor (R40.1)  
Coma, unspecified (R40.2)

Other symptoms and signs involving cognitive functions and awareness (R41)  
 Disorientation, unspecified (R41.0)  
 Anterograde amnesia (R41.1)  
 Retrograde amnesia (R41.2)  
 Other amnesia (R41.3)  
 Other and unspecified symptoms and signs involving cognitive functions and awareness (R41.8)

Dizziness and giddiness (R42)

Disturbances of smell and taste (R43)  
 Anosmia (R43.0)  
 Parosmia (R43.1)  
 Parageusia (R43.2)  
 Other and unspecified disturbances of smell and taste (R43.8)

Other symptoms and signs involving general sensations and perceptions (R44)  
 Auditory hallucinations (R44.0)  
 Visual hallucinations (R44.1)  
 Other hallucinations (R44.2)  
 Hallucinations, unspecified (R44.3)  
 Other and unspecified symptoms and signs involving general sensations and perceptions (R44.8)

Symptoms and signs involving emotional state (R45)  
 Nervousness (R45.0)  
 Restlessness and agitation (R45.1)  
 Unhappiness (R45.2)  
 Demoralization and apathy (R45.3)  
 Irritability and anger (R45.4)  
 Hostility (R45.5)  
 Physical violence (R45.6)  
 State of emotional shock and stress, unspecified (R45.7)  
 Other symptoms and signs involving emotional state (R45.8)

Symptoms and signs involving appearance and behavior (R46)  
 Very low level of personal hygiene (R46.0)  
 Bizarre personal appearance (R46.1)  
 Strange and inexplicable behavior (R46.2)  
 Overactivity (R46.3)  
 Slowness and poor responsiveness (R46.4)  
 Suspiciousness and marked evasiveness (R46.5)  
 Undue concern and preoccupation with stressful events (R46.6)  
 Verbosity and circumstantial detail obscuring reason for contact (R46.7)  
 Other symptoms and signs involving appearance and behavior (R46.8)

**Symptoms and signs involving speech and voice (R47-R49)**

Speech disturbances, not elsewhere classified (R47)  
 Dysphasia and aphasia (R47.0)  
 Dysarthria and anarthria (R47.1)  
 Other and unspecified speech disturbances (R47.8)

Dyslexia and other symbolic dysfunctions, not elsewhere classified (R48)  
 Dyslexia and alexia (R48.0)  
 Agnosia (R48.1)  
 Apraxia (R48.2)  
 Other and unspecified symbolic dysfunctions (R48.8)

Voice disturbances (R49)  
 Dysphonia (R49.0)  
 Aphonia (R49.1)  
 Hypernasality and hyponasality (R49.2)  
 Other and unspecified voice disturbances (R49.8)

**General symptoms and signs (R50-R68)**

Fever of unknown origin (R50)  
 Fever with chills (R50.0)  
 Persistent fever (R50.1)  
 Fever, unspecified (R50.9)

Headache (R51)

Pain, not elsewhere classified (R52)

Acute pain (R52.0)

Chronic intractable pain (R52.1)

Other chronic pain (R52.2)

Pain, unspecified (R52.9)

Malaise and fatigue (R53)

Senility (R54)

Syncope and collapse (R55)

Convulsions, not elsewhere classified (R56)

Febrile convulsions (R56.0)

Other and unspecified convulsions (R56.8)

Shock, not elsewhere classified (R57)

Cardiogenic shock (R57.0)

Hypovolemic shock (R57.1)

Other shock (R57.8)

Shock, unspecified (R57.9)

Hemorrhage, not elsewhere classified (R58)

Enlarged lymph nodes (R59)

Localized enlarged lymph nodes (R59.0)

Generalized enlarged lymph nodes (R59.1)

Enlarged lymph nodes, unspecified (R59.9)

Edema, not elsewhere classified (R60)

Localized edema (R60.0)

Generalized edema (R60.1)

Edema, unspecified (R60.9)

Hyperhidrosis (R61)

Localized hyperhidrosis (R61.0)

Generalized hyperhidrosis (R61.1)

Hyperhidrosis, unspecified (R61.9)

Lack of expected normal physiological development (R62)

Delayed milestone (R62.0)

Other lack of expected normal physiological development (R62.8)

Lack of expected normal physiological development, unspecified (R62.9)

Symptoms and signs concerning food and fluid intake (R63)

Anorexia (R63.0)

Polydipsia (R63.1)

Polyphagia (R63.2)

Feeding difficulties and mismanagement (R63.3)

Abnormal weight loss (R63.4)

Abnormal weight gain (R63.5)

Other symptoms and signs concerning food and fluid intake (R63.8)

Cachexia (R64)

Other general symptoms and signs (R68)

Hypothermia, not associated with low environmental temperature (R68.0)

Nonspecific symptoms peculiar to infancy (R68.1)

Dry mouth, unspecified (R68.2)

Clubbing of fingers (R68.3)

Other specified general symptoms and signs (R68.8)

**Abnormal findings on examination of blood, without diagnosis (R70-R79)**

Elevated erythrocyte sedimentation rate and abnormality of plasma viscosity (R70)

Elevated erythrocyte sedimentation rate (R70.0)

Abnormal plasma viscosity (R70.1)

Abnormality of red blood cells (R71)

Abnormality of white blood cells, not elsewhere classified (R72)

Elevated blood glucose level (R73)

Abnormal glucose tolerance test (R73.0)

Hyperglycemia, unspecified (R73.9)

Abnormal serum enzyme levels (R74)

Elevation of levels of transaminase and lactic acid dehydrogenase [LDH] (R74.0)

Abnormal levels of other serum enzymes (R74.8)

Abnormal level of unspecified serum enzyme (R74.9)

Laboratory evidence of human immunodeficiency virus [HIV] (R75)

Other abnormal immunological findings in serum (R76)

Raised antibody titer (R76.0)

Abnormal reaction to tuberculin test (R76.1)

False-positive serological test for syphilis (R76.2)

Other specified abnormal immunological findings in serum (R76.8)

Abnormal immunological finding in serum, unspecified (R76.9)

Other abnormalities of plasma proteins (R77)

Abnormality of albumin (R77.0)

Abnormality of globulin (R77.1)

Abnormality of alpha-fetoprotein (R77.2)

Other specified abnormalities of plasma proteins (R77.8)

Abnormality of plasma protein, unspecified (R77.9)

Findings of drugs and other substances, not normally found in blood (R78)

Finding of alcohol in blood (R78.0)

Finding of opiate drug in blood (R78.1)

Finding of cocaine in blood (R78.2)

Finding of hallucinogen in blood (R78.3)

Finding of other drugs of addictive potential in blood (R78.4)

Finding of psychotropic drug in blood (R78.5)

Finding of steroid agent in blood (R78.6)

Finding of abnormal level of heavy metals in blood (R78.7)

Finding of other specified substances, not normally found in blood (R78.8)

Finding of unspecified substance, not normally found in blood (R78.9)

Other abnormal findings of blood chemistry (R79)

Abnormal level of blood mineral (R79.0)

Other specified abnormal findings of blood chemistry (R79.8)

Abnormal finding of blood chemistry, unspecified (R79.9)

#### **Abnormal findings on examination of urine, without diagnosis (R80-R82)**

Isolated proteinuria (R80)

Glycosuria (R81)

Other abnormal findings in urine (R82)

Chyluria (R82.0)

Myoglobinuria (R82.1)

Biliuria (R82.2)

Hemoglobinuria (R82.3)

Acetonuria (R82.4)

Elevated urine levels of drugs, medicaments, and biological substances (R82.5)

Abnormal urine levels of substances chiefly nonmedicinal as to source (R82.6)

Abnormal findings on microbiological examination of urine (R82.7)

Abnormal findings on cytological and histological examination of urine (R82.8)

Other and unspecified abnormal finding in urine (R82.9)

#### **Abnormal findings on examination of other body fluids, substances and tissues, without diagnosis (R83-R89)**

Abnormal findings in cerebrospinal fluid (R83)

Abnormal level of enzymes (R83.0)

Abnormal level of hormones (R83.1)  
Abnormal level of other drugs, medicaments, and biological substances (R83.2)  
Abnormal level of substances chiefly nonmedicinal as to source (R83.3)  
Abnormal immunological findings (R83.4)  
Abnormal microbiological findings (R83.5)  
Abnormal cytological findings (R83.6)  
Abnormal histological findings (R83.7)  
Other abnormal findings (R83.8)  
Unspecified abnormal finding (R83.9)

Abnormal findings in specimens from respiratory organs and thorax (R84)  
Abnormal level of enzymes (R84.0)  
Abnormal level of hormones (R84.1)  
Abnormal level of other drugs, medicaments, and biological substances (R84.2)  
Abnormal level of substances chiefly nonmedicinal as to source (R84.3)  
Abnormal immunological findings (R84.4)  
Abnormal microbiological findings (R84.5)  
Abnormal cytological findings (R84.6)  
Abnormal histological findings (R84.7)  
Other abnormal findings (R84.8)  
Unspecified abnormal finding (R84.9)

Abnormal findings in specimens from digestive organs and abdominal cavity (R85)  
Abnormal level of enzymes (R85.0)  
Abnormal level of hormones (R85.1)  
Abnormal level of other drugs, medicaments, and biological substances (R85.2)  
Abnormal level of substances chiefly nonmedicinal as to source (R85.3)  
Abnormal immunological findings (R85.4)  
Abnormal microbiological findings (R85.5)  
Abnormal cytological findings (R85.6)  
Abnormal histological findings (R85.7)  
Other abnormal findings (R85.8)  
Unspecified abnormal finding (R85.9)

Abnormal findings in specimens from male genital organs (R86)  
Abnormal level of enzymes (R86.0)  
Abnormal level of hormones (R86.1)  
Abnormal level of other drugs, medicaments, and biological substances (R86.2)  
Abnormal level of substances chiefly nonmedicinal as to source (R86.3)  
Abnormal immunological findings (R86.4)  
Abnormal microbiological findings (R86.5)  
Abnormal cytological findings (R86.6)  
Abnormal histological findings (R86.7)  
Other abnormal findings (R86.8)  
Unspecified abnormal finding (R86.9)

Abnormal findings in specimens from female genital organs (R87)  
Abnormal level of enzymes (R87.0)  
Abnormal level of hormones (R87.1)  
Abnormal level of other drugs, medicaments, and biological substances (R87.2)  
Abnormal level of substances chiefly nonmedicinal as to source (R87.3)  
Abnormal immunological findings (R87.4)  
Abnormal microbiological findings (R87.5)  
Abnormal cytological findings (R87.6)  
Abnormal histological findings (R87.7)  
Other abnormal findings (R87.8)  
Unspecified abnormal finding (R87.9)

Abnormal findings in specimens from other organs, systems, and tissues (R89)  
Abnormal level of enzymes (R89.0)  
Abnormal level of hormones (R89.1)  
Abnormal level of other drugs, medicaments, and biological substances (R89.2)  
Abnormal level of substances chiefly nonmedicinal as to source (R89.3)  
Abnormal immunological findings (R89.4)  
Abnormal microbiological findings (R89.5)  
Abnormal cytological findings (R89.6)  
Abnormal histological findings (R89.7)  
Other abnormal findings (R89.8)  
Unspecified abnormal finding (R89.9)

#### Abnormal findings on diagnostic imaging and in function studies, without diagnosis (R90-R94)

Abnormal findings on diagnostic imaging of central nervous system (R90)

Intracranial space-occupying lesion (R90.0)

Other abnormal findings on diagnostic imaging of central nervous system (R90.8)

Abnormal findings on diagnostic imaging of lung (R91)

Abnormal findings on diagnostic imaging of breast (R92)

Abnormal findings on diagnostic imaging of other body structures (R93)

Abnormal findings on diagnostic imaging of skull and head, not elsewhere classified (R93.0)

Abnormal findings on diagnostic imaging of heart and coronary circulation (R93.1)

Abnormal findings on diagnostic imaging of liver and biliary tract (R93.2)

Abnormal findings on diagnostic imaging of other parts of digestive tract (R93.3)

Abnormal findings on diagnostic imaging of urinary organs (R93.4)

Abnormal findings on diagnostic imaging of other abdominal regions, including retroperitoneum (R93.5)

Abnormal findings on diagnostic imaging of limbs (R93.6)

Abnormal findings on diagnostic imaging of other parts of musculoskeletal system (R93.7)

Abnormal findings on diagnostic imaging of other specified body structures (R93.8)

Abnormal results of function studies (R94)

Abnormal results of function studies of central nervous system (R94.0)

Abnormal results of function studies of peripheral nervous system and special senses (R94.1)

Abnormal results of pulmonary function studies (R94.2)

Abnormal results of cardiovascular function studies (R94.3)

Abnormal results of kidney function studies (R94.4)

Abnormal results of liver function studies (R94.5)

Abnormal results of thyroid function studies (R94.6)

Abnormal results of other endocrine function studies (R94.7)

Abnormal results of function studies of other organs and systems (R94.8)

#### Ill-defined and unknown causes of mortality (R95-R99)

Sudden infant death syndrome (R95)

Other sudden death, cause unknown (R96)

Instantaneous death (R96.0)

Death occurring less than 24 hours from onset of symptoms, not otherwise explained (R96.1)

Unattended death (R98)

Other ill-defined and unspecified causes of mortality (R99)

#### XIX. Injury, poisoning and certain other consequences of external causes (S00-T98)

Note: Codes S00-T98 are **Nature of Injury Codes**. These codes are *never* used for the *underlying* cause of death and thus only appear in the multiple cause data fields.

#### Injuries to the head (S00-S09)

Superficial injury of head (S00)

Superficial injury of scalp (S00.0)

Contusion of eyelid and periocular area (S00.1)

Other superficial injuries of eyelid and periocular area (S00.2)

Superficial injury of nose (S00.3)

Superficial injury of ear (S00.4)

Superficial injury of lip and oral cavity (S00.5)

Multiple superficial injuries of head (S00.7)

Superficial injury of other parts of head (S00.8)

Superficial injury of head, part unspecified (S00.9)

Open wound of head (S01)

Open wound of scalp (S01.0)

Open wound of eyelid and periocular area (S01.1)

Open wound of nose (S01.2)

Open wound of ear (S01.3)

- Open wound of cheek and temporomandibular area (S01.4)
- Open wound of lip and oral cavity (S01.5)
- Multiple open wounds of head (S01.7)
- Open wound of other parts of head (S01.8)
- Open wound of head, part unspecified (S01.9)

- Fracture of skull and facial bones (S02)
  - Fracture of vault of skull (S02.0)
  - Fracture of base of skull (S02.1)
  - Fracture of nasal bones (S02.2)
  - Fracture of orbital floor (S02.3)
  - Fracture of malar and maxillary bones (S02.4)
  - Fracture of tooth (S02.5)
  - Fracture of mandible (S02.6)
  - Multiple fractures involving skull and facial bones (S02.7)
  - Fractures of other skull and facial bones (S02.8)
  - Fracture of skull and facial bones, part unspecified (S02.9)

- Dislocation, sprain, and strain of joints and ligaments of head (S03)
  - Dislocation of jaw (S03.0)
  - Dislocation of septal cartilage of nose (S03.1)
  - Dislocation of tooth (S03.2)
  - Dislocation of other and unspecified parts of head (S03.3)
  - Sprain and strain of jaw (S03.4)
  - Sprain and strain of joints and ligaments of other and unspecified parts of head (S03.5)

- Injury of cranial nerves (S04)
  - Injury of optic nerve and pathways (S04.0)
  - Injury of oculomotor nerve (S04.1)
  - Injury of trochlear nerve (S04.2)
  - Injury of trigeminal nerve (S04.3)
  - Injury of abducent nerve (S04.4)
  - Injury of facial nerve (S04.5)
  - Injury of acoustic nerve (S04.6)
  - Injury of accessory nerve (S04.7)
  - Injury of other cranial nerves (S04.8)
  - Injury of unspecified cranial nerve (S04.9)

- Injury of eye and orbit (S05)
  - Injury of conjunctiva and corneal abrasion without mention of foreign body (S05.0)
  - Contusion of eyeball and orbital tissues (S05.1)
  - Ocular laceration and rupture with prolapse or loss of intraocular tissue (S05.2)
  - Ocular laceration without prolapse or loss of intraocular tissue (S05.3)
  - Penetrating wound of orbit with or without foreign body (S05.4)
  - Penetrating wound of eyeball with foreign body (S05.5)
  - Penetrating wound of eyeball without foreign body (S05.6)
  - Avulsion of eye (S05.7)
  - Other injuries of eye and orbit (S05.8)
  - Injury of eye and orbit, part unspecified (S05.9)

- Intracranial injury (S06)
  - Concussion (S06.0)
  - Traumatic cerebral edema (S06.1)
  - Diffuse brain injury (S06.2)
  - Focal brain injury (S06.3)
  - Epidural hemorrhage (S06.4)
  - Traumatic subdural hemorrhage (S06.5)
  - Traumatic subarachnoid hemorrhage (S06.6)
  - Intracranial injury with prolonged coma (S06.7)
  - Other intracranial injuries (S06.8)
  - Intracranial injury, unspecified (S06.9)

- Crushing injury of head (S07)
  - Crushing injury of face (S07.0)
  - Crushing injury of skull (S07.1)
  - Crushing injury of other parts of head (S07.8)
  - Crushing injury of head, part unspecified (S07.9)

- Traumatic amputation of part of head (S08)
  - Avulsion of scalp (S08.0)



Traumatic amputation of ear (S08.1)  
Traumatic amputation of other parts of head (S08.8)  
Traumatic amputation of unspecified part of head (S08.9)

Other and unspecified injuries of head (S09)  
Injury of blood vessels of head, not elsewhere classified (S09.0)  
Injury of muscle and tendon of head (S09.1)  
Traumatic rupture of ear drum (S09.2)  
Multiple injuries of head (S09.7)  
Other specified injuries of head (S09.8)  
Unspecified injury of head (S09.9)

#### **Injuries to the neck (S10-S19)**

Superficial injury of neck (S10)  
Contusion of throat (S10.0)  
Other and unspecified superficial injuries of throat (S10.1)  
Multiple superficial injuries of neck (S10.7)  
Superficial injury of other parts of neck (S10.8)  
Superficial injury of neck, part unspecified (S10.9)

Open wound of neck (S11)  
Open wound involving larynx and trachea (S11.0)  
Open wound involving thyroid gland (S11.1)  
Open wound involving pharynx and cervical esophagus (S11.2)  
Multiple open wounds of neck (S11.7)  
Open wound of other parts of neck (S11.8)  
Open wound of neck, part unspecified (S11.9)

Fracture of neck (S12)  
Fracture of first cervical vertebra (S12.0)  
Fracture of second cervical vertebra (S12.1)  
Fracture of other specified cervical vertebra (S12.2)  
Multiple fractures of cervical spine (S12.7)  
Fracture of other parts of neck (S12.8)  
Fracture of neck, part unspecified (S12.9)

Dislocation, sprain, and strain of joints and ligaments at neck level (S13)  
Traumatic rupture of cervical intervertebral disc (S13.0)  
Dislocation of cervical vertebra (S13.1)  
Dislocation of other and unspecified parts of neck (S13.2)  
Multiple dislocations of neck (S13.3)  
Sprain and strain of cervical spine (S13.4)  
Sprain and strain of thyroid region (S13.5)  
Sprain and strain of joints and ligaments of other and unspecified parts of neck (S13.6)

Injury of nerves and spinal cord at neck level (S14)  
Concussion and edema of cervical spinal cord (S14.0)  
Other and unspecified injuries of cervical spinal cord (S14.1)  
Injury of nerve root of cervical spine (S14.2)  
Injury of brachial plexus (S14.3)  
Injury of peripheral nerves of neck (S14.4)  
Injury of cervical sympathetic nerves (S14.5)  
Injury of other and unspecified nerves of neck (S14.6)

Injury of blood vessels at neck level (S15)  
Injury of carotid artery (S15.0)  
Injury of vertebral artery (S15.1)  
Injury of external jugular vein (S15.2)  
Injury of internal jugular vein (S15.3)  
Injury of multiple blood vessels at neck level (S15.7)  
Injury of other blood vessels at neck level (S15.8)  
Injury of unspecified blood vessel at neck level (S15.9)

Injury of muscle and tendon at neck level (S16)

Crushing injury of neck (S17)  
Crushing injury of larynx and trachea (S17.0)  
Crushing injury of other parts of neck (S17.8)  
Crushing injury of neck, part unspecified (S17.9)

Traumatic amputation at neck level (S18)

Other and unspecified injuries of neck (S19)

Multiple injuries of neck (S19.7)

Other specified injuries of neck (S19.8)

Unspecified injury of neck (S19.9)

### **Injuries to the thorax (S20-S29)**

Superficial injury of thorax (S20)

Contusion of breast (S20.0)

Other and unspecified superficial injuries of breast (S20.1)

Contusion of thorax (S20.2)

Other superficial injuries of front wall of thorax (S20.3)

Other superficial injuries of back wall of thorax (S20.4)

Multiple superficial injuries of thorax (S20.7)

Superficial injury of other and unspecified parts of thorax (S20.8)

Open wound of thorax (S21)

Open wound of breast (S21.0)

Open wound of front wall of thorax (S21.1)

Open wound of back wall of thorax (S21.2)

Multiple open wounds of thoracic wall (S21.7)

Open wound of other parts of thorax (S21.8)

Open wound of thorax, part unspecified (S21.9)

Fracture of rib(s), sternum, and thoracic spine (S22)

Fracture of thoracic vertebra (S22.0)

Multiple fractures of thoracic spine (S22.1)

Fracture of sternum (S22.2)

Fracture of rib (S22.3)

Multiple fractures of ribs (S22.4)

Flail chest (S22.5)

Fracture of other parts of bony thorax (S22.8)

Fracture of bony thorax, part unspecified (S22.9)

Dislocation, sprain, and strain of joints and ligaments of thorax (S23)

Traumatic rupture of thoracic intervertebral disc (S23.0)

Dislocation of thoracic vertebra (S23.1)

Dislocation of other and unspecified parts of thorax (S23.2)

Sprain and strain of thoracic spine (S23.3)

Sprain and strain of ribs and sternum (S23.4)

Sprain and strain of other and unspecified parts of thorax (S23.5)

Injury of nerves and spinal cord at thorax level (S24)

Concussion and edema of thoracic spinal cord (S24.0)

Other and unspecified injuries of thoracic spinal cord (S24.1)

Injury of nerve root of thoracic spine (S24.2)

Injury of peripheral nerves of thorax (S24.3)

Injury of thoracic sympathetic nerves (S24.4)

Injury of other nerves of thorax (S24.5)

Injury of unspecified nerve of thorax (S24.6)

Injury of blood vessels of thorax (S25)

Injury of thoracic aorta (S25.0)

Injury of innominate or subclavian arteries (S25.1)

Injury of superior vena cava (S25.2)

Injury of innominate or subclavian veins (S25.3)

Injury of pulmonary blood vessels (S25.4)

Injury of intercostal blood vessels (S25.5)

Injury of multiple blood vessels of thorax (S25.7)

Injury of other blood vessels of thorax (S25.8)

Injury of unspecified blood vessel of thorax (S25.9)

Injury of heart (S26)

Injury of heart with hemopericardium (S26.0)

Other injuries of heart (S26.8)

Injury of heart, unspecified (S26.9)

Injury of other and unspecified intrathoracic organs (S27)

- Traumatic pneumothorax (S27.0)
- Traumatic hemothorax (S27.1)
- Traumatic hemopneumothorax (S27.2)
- Other injuries of lung (S27.3)
- Injury of bronchus (S27.4)
- Injury of thoracic trachea (S27.5)
- Injury of pleura (S27.6)
- Multiple injuries of intrathoracic organs (S27.7)
- Injury of other specified intrathoracic organs (S27.8)
- Injury of unspecified intrathoracic organ (S27.9)

Crushing injury of thorax and traumatic amputation of part of thorax (S28)

- Crushed chest (S28.0)
- Traumatic amputation of part of thorax (S28.1)

Other and unspecified injuries of thorax (S29)

- Injury of muscle and tendon at thorax level (S29.0)
- Multiple injuries of thorax (S29.7)
- Other specified injuries of thorax (S29.8)
- Unspecified injury of thorax (S29.9)

**Injuries to the abdomen, lower back, lumbar spine and pelvis (S30-S39)**

Superficial injury of abdomen, lower back, and pelvis (S30)

- Contusion of lower back and pelvis (S30.0)
- Contusion of abdominal wall (S30.1)
- Contusion of external genital organs (S30.2)
- Multiple superficial injuries of abdomen, lower back, and pelvis (S30.7)
- Other superficial injuries of abdomen, lower back, and pelvis (S30.8)
- Superficial injury of abdomen, lower back, and pelvis, part unspecified (S30.9)

Open wound of abdomen, lower back, and pelvis (S31)

- Open wound of lower back and pelvis (S31.0)
- Open wound of abdominal wall (S31.1)
- Open wound of penis (S31.2)
- Open wound of scrotum and testes (S31.3)
- Open wound of vagina and vulva (S31.4)
- Open wound of other and unspecified external genital organs (S31.5)
- Multiple open wounds of abdomen, lower back, and pelvis (S31.7)
- Open wound of other and unspecified parts of abdomen (S31.8)

Fracture of lumbar spine and pelvis (S32)

- Fracture of lumbar vertebra (S32.0)
- Fracture of sacrum (S32.1)
- Fracture of coccyx (S32.2)
- Fracture of ilium (S32.3)
- Fracture of acetabulum (S32.4)
- Fracture of pubis (S32.5)
- Multiple fractures of lumbar spine and pelvis (S32.7)
- Fracture of other and unspecified parts of lumbar spine and pelvis (S32.8)

Dislocation, sprain, and strain of joints and ligaments of lumbar spine and pelvis (S33)

- Traumatic rupture of lumbar intervertebral disc (S33.0)
- Dislocation of lumbar vertebra (S33.1)
- Dislocation of sacroiliac and sacrococcygeal joint (S33.2)
- Dislocation of other and unspecified parts of lumbar spine and pelvis (S33.3)
- Traumatic rupture of symphysis pubis (S33.4)
- Sprain and strain of lumbar spine (S33.5)
- Sprain and strain of sacroiliac joint (S33.6)
- Sprain and strain of other and unspecified parts of lumbar spine and pelvis (S33.7)

Injury of nerves and lumbar spinal cord at abdomen, lower back, and pelvis level (S34)

- Concussion and edema of lumbar spinal cord (S34.0)
- Other injury of lumbar spinal cord (S34.1)
- Injury of nerve root of lumbar and sacral spine (S34.2)
- Injury of cauda equina (S34.3)
- Injury of lumbosacral plexus (S34.4)
- Injury of lumbar, sacral, and pelvic sympathetic nerves (S34.5)
- Injury of peripheral nerve(s) of abdomen, lower back, and pelvis (S34.6)

Injury of other and unspecified nerves of abdomen, lower back, and pelvis level (S34.8)

Injury of blood vessels at abdomen, lower back, and pelvis level (S35)

- Injury of abdominal aorta (S35.0)
- Injury of inferior vena cava (S35.1)
- Injury of celiac or mesenteric artery (S35.2)
- Injury of portal or splenic veins (S35.3)
- Injury of renal blood vessels (S35.4)
- Injury of iliac blood vessels (S35.5)
- Injury of multiple blood vessels at abdomen, lower back, and pelvis level (S35.7)
- Injury of other blood vessels at abdomen, lower back, and pelvis level (S35.8)
- Injury of unspecified blood vessel at abdomen, lower back, and pelvis level (S35.9)

Injury of intra-abdominal organs (S36)

- Injury of spleen (S36.0)
- Injury of liver or gallbladder (S36.1)
- Injury of pancreas (S36.2)
- Injury of stomach (S36.3)
- Injury of small intestine (S36.4)
- Injury of colon (S36.5)
- Injury of rectum (S36.6)
- Injury of multiple intra-abdominal organs (S36.7)
- Injury of other intra-abdominal organs (S36.8)
- Injury of unspecified intra-abdominal organ (S36.9)

Injury of urinary and pelvic organs (S37)

- Injury of kidney (S37.0)
- Injury of ureter (S37.1)
- Injury of bladder (S37.2)
- Injury of urethra (S37.3)
- Injury of ovary (S37.4)
- Injury of fallopian tube (S37.5)
- Injury of uterus (S37.6)
- Injury of multiple pelvic organs (S37.7)
- Injury of other pelvic organs (S37.8)
- Injury of unspecified pelvic organ (S37.9)

Crushing injury and traumatic amputation of part of abdomen, lower back, and pelvis (S38)

- Crushing injury of external genital organs (S38.0)
- Crushing injury of other and unspecified parts of abdomen, lower back, and pelvis (S38.1)
- Traumatic amputation of external genital organs (S38.2)
- Traumatic amputation of other and unspecified parts of abdomen, lower back, and pelvis (S38.3)

Other and unspecified injuries of abdomen, lower back, and pelvis (S39)

- Injury of muscle and tendon of abdomen, lower back, and pelvis (S39.0)
- Injury of intra-abdominal organ(s) with pelvic organ(s) (S39.6)
- Other multiple injuries of abdomen, lower back, and pelvis (S39.7)
- Other specified injuries of abdomen, lower back, and pelvis (S39.8)
- Unspecified injury of abdomen, lower back, and pelvis (S39.9)

**Injuries to the shoulder and upper arm (S40-S49)**

Superficial injury of shoulder and upper arm (S40)

- Contusion of shoulder and upper arm (S40.0)
- Multiple superficial injuries of shoulder and upper arm (S40.7)
- Other superficial injuries of shoulder and upper arm (S40.8)
- Superficial injury of shoulder and upper arm, unspecified (S40.9)

Open wound of shoulder and upper arm (S41)

- Open wound of shoulder (S41.0)
- Open wound of upper arm (S41.1)
- Multiple open wounds of shoulder and upper arm (S41.7)
- Open wound of other and unspecified parts of shoulder girdle (S41.8)

Fracture of shoulder and upper arm (S42)

- Fracture of clavicle (S42.0)
- Fracture of scapula (S42.1)
- Fracture of upper end of humerus (S42.2)
- Fracture of shaft of humerus (S42.3)
- Fracture of lower end of humerus (S42.4)

Multiple fractures of clavicle, scapula, and humerus (S42.7)  
Fracture of other parts of shoulder and upper arm (S42.8)  
Fracture of shoulder girdle, part unspecified (S42.9)

Dislocation, sprain, and strain of joints and ligaments of shoulder girdle (S43)  
Dislocation of shoulder joint (S43.0)  
Dislocation of acromioclavicular joint (S43.1)  
Dislocation of sternoclavicular joint (S43.2)  
Dislocation of other and unspecified parts of shoulder girdle (S43.3)  
Sprain and strain of shoulder joint (S43.4)  
Sprain and strain of acromioclavicular joint (S43.5)  
Sprain and strain of sternoclavicular joint (S43.6)  
Sprain and strain of other and unspecified parts of shoulder girdle (S43.7)

Injury of nerves at shoulder and upper arm level (S44)  
Injury of ulnar nerve at upper arm level (S44.0)  
Injury of median nerve at upper arm level (S44.1)  
Injury of radial nerve at upper arm level (S44.2)  
Injury of axillary nerve (S44.3)  
Injury of musculocutaneous nerve (S44.4)  
Injury of cutaneous sensory nerve at shoulder and upper arm level (S44.5)  
Injury of multiple nerves at shoulder and upper arm level (S44.7)  
Injury of other nerves at shoulder and upper arm level (S44.8)  
Injury of unspecified nerve at shoulder and upper arm level (S44.9)

Injury of blood vessels at shoulder and upper arm level (S45)  
Injury of axillary artery (S45.0)  
Injury of brachial artery (S45.1)  
Injury of axillary or brachial vein (S45.2)  
Injury of superficial vein at shoulder and upper arm level (S45.3)  
Injury of multiple blood vessels at shoulder and upper arm level (S45.7)  
Injury of other blood vessels at shoulder and upper arm level (S45.8)  
Injury of unspecified blood vessel at shoulder and upper arm level (S45.9)

Injury of muscle and tendon at shoulder and upper arm level (S46)  
Injury of tendon of the rotator cuff of shoulder (S46.0)  
Injury of muscle and tendon of long head of biceps (S46.1)  
Injury of muscle and tendon of other parts of biceps (S46.2)  
Injury of muscle and tendon of triceps (S46.3)  
Injury of multiple muscles and tendons at shoulder and upper arm level (S46.7)  
Injury of other muscles and tendons at shoulder and upper arm level (S46.8)  
Injury of unspecified muscle and tendon at shoulder and upper arm level (S46.9)

Crushing injury of shoulder and upper arm (S47)

Traumatic amputation of shoulder and upper arm (S48)  
Traumatic amputation at shoulder joint (S48.0)  
Traumatic amputation at level between shoulder and elbow (S48.1)  
Traumatic amputation of shoulder and upper arm, level unspecified (S48.9)

Other and unspecified injuries of shoulder and upper arm (S49)  
Multiple injuries of shoulder and upper arm (S49.7)  
Other specified injuries of shoulder and upper arm (S49.8)  
Unspecified injury of shoulder and upper arm (S49.9)

#### **Injuries to the elbow and forearm (S50-S59)**

Superficial injury of forearm (S50)  
Contusion of elbow (S50.0)  
Contusion of other and unspecified parts of forearm (S50.1)  
Multiple superficial injuries of forearm (S50.7)  
Other superficial injuries of forearm (S50.8)  
Superficial injury of forearm, unspecified (S50.9)

Open wound of elbow and forearm (S51)  
Open wound of elbow (S51.0)  
Multiple open wounds of forearm (S51.7)  
Open wound of other parts of forearm (S51.8)  
Open wound of forearm, part unspecified (S51.9)

Fracture of forearm (S52)

- Fracture of upper end of ulna (S52.0)
- Fracture of upper end of radius (S52.1)
- Fracture of shaft of ulna (S52.2)
- Fracture of shaft of radius (S52.3)
- Fracture of shafts of ulna and radius (S52.4)
- Fracture of lower end of radius (S52.5)
- Fracture of lower end of ulna and radius (S52.6)
- Multiple fractures of forearm (S52.7)
- Fracture of other parts of forearm (S52.8)
- Fracture of forearm, part unspecified (S52.9)

Dislocation, sprain, and strain of joints and ligaments of elbow (S53)

- Dislocation of radial head (S53.0)
- Dislocation of elbow, unspecified (S53.1)
- Traumatic rupture of radial collateral ligament (S53.2)
- Traumatic rupture of ulnar collateral ligament (S53.3)
- Sprain and strain of elbow (S53.4)

Injury of nerves at forearm level (S54)

- Injury of ulnar nerve at forearm level (S54.0)
- Injury of median nerve at forearm level (S54.1)
- Injury of radial nerve at forearm level (S54.2)
- Injury of cutaneous sensory nerve at forearm level (S54.3)
- Injury of multiple nerves at forearm level (S54.7)
- Injury of other nerves at forearm level (S54.8)
- Injury of unspecified nerve at forearm level (S54.9)

Injury of blood vessels at forearm level (S55)

- Injury of ulnar artery at forearm level (S55.0)
- Injury of radial artery at forearm level (S55.1)
- Injury of vein at forearm level (S55.2)
- Injury of multiple blood vessels at forearm level (S55.7)
- Injury of other blood vessels at forearm level (S55.8)
- Injury of unspecified blood vessel at forearm level (S55.9)

Injury of muscle and tendon at forearm level (S56)

- Injury of flexor muscle and tendon of thumb at forearm level (S56.0)
- Injury of flexor muscle and tendon of other finger(s) at forearm level (S56.1)
- Injury of other flexor muscle and tendon at forearm level (S56.2)
- Injury of extensor or abductor muscles and tendons of thumb at forearm level (S56.3)
- Injury of extensor muscle and tendon of other finger(s) at forearm level (S56.4)
- Injury of other extensor muscle and tendon at forearm level (S56.5)
- Injury of multiple muscles and tendons at forearm level (S56.7)
- Injury of other and unspecified muscles and tendons at forearm level (S56.8)

Crushing injury of forearm (S57)

- Crushing injury of elbow (S57.0)
- Crushing injury of other parts of forearm (S57.8)
- Crushing injury of forearm, part unspecified (S57.9)

Traumatic amputation of forearm (S58)

- Traumatic amputation at elbow level (S58.0)
- Traumatic amputation at level between elbow and wrist (S58.1)
- Traumatic amputation of forearm, level unspecified (S58.9)

Other and unspecified injuries of forearm (S59)

- Multiple injuries of forearm (S59.7)
- Other specified injuries of forearm (S59.8)
- Unspecified injury of forearm (S59.9)

**Injuries to the wrist and hand (S60-S69)**

Superficial injury of wrist and hand (S60)

- Contusion of finger(s) without damage to nail (S60.0)
- Contusion of finger(s) with damage to nail (S60.1)
- Contusion of other parts of wrist and hand (S60.2)
- Multiple superficial injuries of wrist and hand (S60.7)
- Other superficial injuries of wrist and hand (S60.8)
- Superficial injury of wrist and hand, unspecified (S60.9)

Open wound of wrist and hand (S61)  
 Open wound of finger(s) without damage to nail (S61.0)  
 Open wound of finger(s) with damage to nail (S61.1)  
 Multiple open wounds of wrist and hand (S61.7)  
 Open wound of other parts of wrist and hand (S61.8)  
 Open wound of wrist and hand part, part unspecified (S61.9)

Fracture at wrist and hand level (S62)  
 Fracture of navicular [scaphoid] bone of hand (S62.0)  
 Fracture of other carpal bone(s) (S62.1)  
 Fracture of first metacarpal bone (S62.2)  
 Fracture of other metacarpal bone (S62.3)  
 Multiple fractures of metacarpal bones (S62.4)  
 Fracture of thumb (S62.5)  
 Fracture of other finger (S62.6)  
 Multiple fractures of fingers (S62.7)  
 Fracture of other and unspecified parts of wrist and hand (S62.8)

Dislocation, sprain, and strain of joints and ligaments at wrist and hand level (S63)  
 Dislocation of wrist (S63.0)  
 Dislocation of finger (S63.1)  
 Multiple dislocations of fingers (S63.2)  
 Traumatic rupture of ligament of wrist and carpus (S63.3)  
 Traumatic rupture of ligament of finger at metacarpophalangeal and interphalangeal joint(s) (S63.4)  
 Sprain and strain of wrist (S63.5)  
 Sprain and strain of finger(s) (S63.6)  
 Sprain and strain of other and unspecified parts of hand (S63.7)

Injury of nerves at wrist and hand level (S64)  
 Injury of ulnar nerve at wrist and hand level (S64.0)  
 Injury of median nerve at wrist and hand level (S64.1)  
 Injury of radial nerve at wrist and hand level (S64.2)  
 Injury of digital nerve of thumb (S64.3)  
 Injury of digital nerve of other finger (S64.4)  
 Injury of multiple nerves at wrist and hand level (S64.7)  
 Injury of other nerves at wrist and hand level (S64.8)  
 Injury of unspecified nerve at wrist and hand level (S64.9)

Injury of blood vessels at wrist and hand level (S65)  
 Injury of ulnar artery at wrist and hand level (S65.0)  
 Injury of radial artery at wrist and hand level (S65.1)  
 Injury of superficial palmar arch (S65.2)  
 Injury of deep palmar arch (S65.3)  
 Injury of blood vessel(s) of thumb (S65.4)  
 Injury of blood vessel(s) of other finger (S65.5)  
 Injury of multiple blood vessels at wrist and hand level (S65.7)  
 Injury of other blood vessels at wrist and hand level (S65.8)  
 Injury of unspecified blood vessel at wrist and hand level (S65.9)

Injury of muscle and tendon at wrist and hand level (S66)  
 Injury of long flexor muscle and tendon of thumb at wrist and hand level (S66.0)  
 Injury of flexor muscle and tendon of other finger at wrist and hand level (S66.1)  
 Injury of extensor muscle and tendon of thumb at wrist and hand level (S66.2)  
 Injury of extensor muscle and tendon of other finger at wrist and hand level (S66.3)  
 Injury of intrinsic muscle and tendon of thumb at wrist and hand level (S66.4)  
 Injury of intrinsic muscle and tendon of other finger at wrist and hand level (S66.5)  
 Injury of multiple flexor muscles and tendons at wrist and hand level (S66.6)  
 Injury of multiple extensor muscles and tendons at wrist and hand level (S66.7)  
 Injury of other muscles and tendons at wrist and hand level (S66.8)  
 Injury of unspecified muscle and tendon at wrist and hand level (S66.9)

Crushing injury of wrist and hand (S67)  
 Crushing injury of thumb and other finger(s) (S67.0)  
 Crushing injury of other and unspecified parts of wrist and hand (S67.8)

Traumatic amputation of wrist and hand (S68)  
 Traumatic amputation of thumb (complete) (partial) (S68.0)  
 Traumatic amputation of other single finger (complete) (partial) (S68.1)

Traumatic amputation of two fingers or more alone (complete) (partial) (S68.2)  
Combined traumatic amputation of (part of) finger(s) with other parts of wrist and hand (S68.3)  
Traumatic amputation of hand at wrist level (S68.4)  
Traumatic amputation of other parts of wrist and hand (S68.8)  
Traumatic amputation of wrist and hand, level unspecified (S68.9)

Other and unspecified injuries of wrist and hand (S69)  
Multiple injuries of wrist and hand (S69.7)  
Other specified injuries of wrist and hand (S69.8)  
Unspecified injury of wrist and hand (S69.9)

#### **Injuries to the hip and thigh (S70-S79)**

Superficial injury of hip and thigh (S70)  
Contusion of hip (S70.0)  
Contusion of thigh (S70.1)  
Multiple superficial injuries of hip and thigh (S70.7)  
Other superficial injuries of hip and thigh (S70.8)  
Superficial injury of hip and thigh, unspecified (S70.9)

Open wound of hip and thigh (S71)  
Open wound of hip (S71.0)  
Open wound of thigh (S71.1)  
Multiple open wounds of hip and thigh (S71.7)  
Open wound of other and unspecified parts of pelvic girdle (S71.8)

Fracture of femur (S72)  
Fracture of neck of femur (S72.0)  
Petrochanteric fracture (S72.1)  
Subtrochanteric fracture (S72.2)  
Fracture of shaft of femur (S72.3)  
Fracture of lower end of femur (S72.4)  
Multiple fractures of femur (S72.7)  
Fractures of other parts of femur (S72.8)  
Fracture of femur, part unspecified (S72.9)

Dislocation, sprain, and strain of joint and ligaments of hip (S73)  
Dislocation of hip (S73.0)  
Sprain and strain of hip (S73.1)

Injury of nerves at hip and thigh level (S74)  
Injury of sciatic nerve at hip and thigh level (S74.0)  
Injury of femoral nerve at hip and thigh level (S74.1)  
Injury of cutaneous sensory nerve at hip and thigh level (S74.2)  
Injury of multiple nerves at hip and thigh level (S74.7)  
Injury of other nerves at hip and thigh level (S74.8)  
Injury of unspecified nerve at hip and thigh level (S74.9)

Injury of blood vessels at hip and thigh level (S75)  
Injury of femoral artery (S75.0)  
Injury of femoral vein at hip and thigh level (S75.1)  
Injury of greater saphenous vein at hip and thigh level (S75.2)  
Injury of multiple blood vessels at hip and thigh level (S75.7)  
Injury of other blood vessels at hip and thigh level (S75.8)  
Injury of unspecified blood vessel at hip and thigh level (S75.9)

Injury of muscle and tendon at hip and thigh level (S76)  
Injury of muscle and tendon of hip (S76.0)  
Injury of quadriceps muscle and tendon (S76.1)  
Injury of adductor muscle and tendon of thigh (S76.2)  
Injury of muscle and tendon of the posterior muscle group at thigh level (S76.3)  
Injury of other and unspecified muscles and tendons at thigh level (S76.4)  
Injury of multiple muscles and tendons at hip and thigh level (S76.7)

Crushing injury of hip and thigh (S77)  
Crushing injury of hip (S77.0)  
Crushing injury of thigh (S77.1)  
Crushing injury of hip with thigh (S77.2)

Traumatic amputation of hip and thigh (S78)



Traumatic amputation at hip joint (S78.0)  
Traumatic amputation at level between hip and knee (S78.1)  
Traumatic amputation of hip and thigh, level unspecified (S78.9)

Other and unspecified injuries of hip and thigh (S79)  
Multiple injuries of hip and thigh (S79.7)  
Other specified injuries of hip and thigh (S79.8)  
Unspecified injury of hip and thigh (S79.9)

#### **Injuries to the knee and lower leg (S80-S89)**

Superficial injury of lower leg (S80)  
Contusion of knee (S80.0)  
Contusion of other and unspecified parts of lower leg (S80.1)  
Multiple superficial injuries of lower leg (S80.7)  
Other superficial injuries of lower leg (S80.8)  
Superficial injury of lower leg, unspecified (S80.9)

Open wound of lower leg (S81)  
Open wound of knee (S81.0)  
Multiple open wounds of lower leg (S81.7)  
Open wound of other parts of lower leg (S81.8)  
Open wound of lower leg, part unspecified (S81.9)

Fracture of lower leg, including ankle (S82)  
Fracture of patella (S82.0)  
Fracture of upper end of tibia (S82.1)  
Fracture of the shaft of tibia (S82.2)  
Fracture of lower end of tibia (S82.3)  
Fracture of fibula alone (S82.4)  
Fracture of medial malleolus (S82.5)  
Fracture of lateral malleolus (S82.6)  
Multiple fractures of lower leg (S82.7)  
Fractures of other parts of lower leg (S82.8)  
Fracture of lower leg, unspecified (S82.9)

Dislocation, sprain, and strain of joints and ligaments of knee (S83)  
Dislocation of patella (S83.0)  
Dislocation of knee (S83.1)  
Tear of meniscus, current (S83.2)  
Tear of articular cartilage of knee, current (S83.3)  
Sprain and strain involving (fibular) (tibial) collateral ligament of knee (S83.4)  
Sprain and strain involving (anterior) (posterior) cruciate ligament of knee (S83.5)  
Sprain and strain of other and unspecified parts of knee (S83.6)  
Injury to multiple structures of knee (S83.7)

Injury of nerves at lower leg level (S84)  
Injury of tibial nerve at lower leg level (S84.0)  
Injury of peroneal nerve at lower leg level (S84.1)  
Injury of cutaneous sensory nerve at lower leg level (S84.2)  
Injury of multiple nerves at lower leg level (S84.7)  
Injury of other nerves at lower leg level (S84.8)  
Injury of unspecified nerve at lower leg level (S84.9)

Injury of blood vessels at lower leg level (S85)  
Injury of popliteal artery (S85.0)  
Injury of (anterior) (posterior) tibial artery (S85.1)  
Injury of peroneal artery (S85.2)  
Injury of greater saphenous vein at lower leg level (S85.3)  
Injury of lesser saphenous vein at lower leg level (S85.4)  
Injury of popliteal vein (S85.5)  
Injury of multiple blood vessels at lower leg level (S85.7)  
Injury of other blood vessels at lower leg level (S85.8)  
Injury of unspecified blood vessel at lower leg level (S85.9)

Injury of muscle and tendon at lower leg level (S86)  
Injury of Achilles tendon (S86.0)  
Injury of other muscle(s) and tendon(s) of posterior muscle group at lower leg level (S86.1)  
Injury of muscle(s) and tendon(s) of anterior muscle group at lower leg level (S86.2)  
Injury of muscle(s) and tendon(s) of peroneal muscle group at lower leg level (S86.3)

Injury of multiple muscles and tendons at lower leg level (S86.7)  
Injury of other muscles and tendons at lower leg level (S86.8)  
Injury of unspecified muscle and tendon at lower leg level (S86.9)

Crushing injury of lower leg (S87)  
Crushing injury of knee (S87.0)  
Crushing injury of other and unspecified parts of lower leg (S87.8)

Traumatic amputation of lower leg (S88)  
Traumatic amputation at knee level (S88.0)  
Traumatic amputation at level between knee and ankle (S88.1)  
Traumatic amputation of lower leg, level unspecified (S88.9)

Other and unspecified injuries of lower leg (S89)  
Multiple injuries of lower leg (S89.7)  
Other specified injuries of lower leg (S89.8)  
Unspecified injury of lower leg (S89.9)

#### **Injuries to the ankle and foot (S90-S99)**

Superficial injury of ankle and foot (S90)  
Contusion of ankle (S90.0)  
Contusion of toe(s) without damage to nail (S90.1)  
Contusion of toe(s) with damage to nail (S90.2)  
Contusion of other and unspecified parts of foot (S90.3)  
Multiple superficial injuries of ankle and foot (S90.7)  
Other superficial injuries of ankle and foot (S90.8)  
Superficial injury of ankle and foot, unspecified (S90.9)

Open wound of ankle and foot (S91)  
Open wound of ankle (S91.0)  
Open wound of toe(s) without damage to nail (S91.1)  
Open wound of toe(s) with damage to nail (S91.2)  
Open wound of other parts of foot (S91.3)  
Multiple open wounds of ankle and foot (S91.7)

Fracture of foot except ankle (S92)  
Fracture of calcaneus (S92.0)  
Fracture of talus (S92.1)  
Fracture of other tarsal bone(s) (S92.2)  
Fracture of metatarsal bone (S92.3)  
Fracture of great toe (S92.4)  
Fracture of other toe (S92.5)  
Multiple fractures of foot (S92.7)  
Fracture of foot, unspecified (S92.9)

Dislocation, sprain, and strain of joints and ligaments at ankle and foot level (S93)  
Dislocation of ankle joint (S93.0)  
Dislocation of toe(s) (S93.1)  
Rupture of ligaments at ankle and foot level (S93.2)  
Dislocation of other and unspecified parts of foot (S93.3)  
Sprain and strain of ankle (S93.4)  
Sprain and strain of toe(s) (S93.5)  
Sprain and strain of other and unspecified parts of foot (S93.6)

Injury of nerves at ankle and foot level (S94)  
Injury of lateral plantar nerve (S94.0)  
Injury of medial plantar nerve (S94.1)  
Injury of deep peroneal nerve at ankle and foot level (S94.2)  
Injury of cutaneous sensory nerve at ankle and foot level (S94.3)  
Injury of multiple nerves at ankle and foot level (S94.7)  
Injury of other nerves at ankle and foot level (S94.8)  
Injury of unspecified nerve of ankle and foot (S94.9)

Injury of blood vessels at ankle and foot level (S95)  
Injury of dorsal artery of foot (S95.0)  
Injury of plantar artery of foot (S95.1)  
Injury of dorsal vein of foot (S95.2)  
Injury of multiple blood vessels at ankle and foot level (S95.7)  
Injury of other blood vessels at ankle and foot level (S95.8)

Injury of unspecified blood vessel of ankle and foot level (S95.9)

Injury of muscle and tendon at ankle and foot level (S96)

Injury of muscle and tendon of long flexor muscle of toe at ankle and foot level (S96.0)

Injury of muscle and tendon of long extensor muscle of toe at ankle and foot level (S96.1)

Injury of intrinsic muscle and tendon at ankle and foot level (S96.2)

Injury of multiple muscles and tendons at ankle and foot level (S96.7)

Injury of other muscles and tendons at ankle and foot level (S96.8)

Injury of unspecified muscle and tendon at ankle and foot level (S96.9)

Crushing injury of ankle and foot (S97)

Crushing injury of ankle (S97.0)

Crushing injury of toe(s) (S97.1)

Crushing injury of other parts of ankle and foot (S97.8)

Traumatic amputation of ankle and foot (S98)

Traumatic amputation of foot at ankle level (S98.0)

Traumatic amputation of one toe (S98.1)

Traumatic amputation of two toes or more (S98.2)

Traumatic amputation of other parts of foot (S98.3)

Traumatic amputation of foot, level unspecified (S98.4)

Other and unspecified injuries of ankle and foot (S99)

Multiple injuries of ankle and foot (S99.7)

Other specified injuries of ankle and foot (S99.8)

Unspecified injury of ankle and foot (S99.9)

### **Injuries involving multiple body regions (T00-T07)**

Superficial injuries involving multiple body regions (T00)

Superficial injuries involving multiple regions of upper limb(s) (T00.2)

Superficial injuries involving multiple regions of lower limb(s) (T00.3)

Superficial injuries involving other combinations of body regions (T00.8)

Multiple superficial injuries, unspecified (T00.9)

Open wounds involving multiple body regions (T01)

Open wounds involving multiple regions of upper limb(s) (T01.2)

Open wounds involving multiple regions of lower limb(s) (T01.3)

Multiple open wounds, unspecified (T01.9)

Fractures involving multiple body regions (T02)

Fractures involving thorax with lower back and pelvis (T02.1)

Fractures involving multiple regions of one upper limb (T02.2)

Fractures involving multiple regions of one lower limb (T02.3)

Fractures involving multiple regions of both upper limbs (T02.4)

Fractures involving multiple regions of both lower limbs (T02.5)

Fractures involving other combinations of body regions (T02.8)

Multiple fractures, unspecified (T02.9)

Dislocations, sprains, and strains involving multiple body regions (T03)

Dislocations, sprains, and strains involving thorax with lower back and pelvis (T03.1)

Dislocations, sprains, and strains involving multiple regions of upper limb(s) (T03.2)

Dislocations, sprains, and strains involving multiple regions of lower limb(s) (T03.3)

Dislocations, sprains, and strains involving other combinations of body regions (T03.8)

Multiple dislocations, sprains, and strains, unspecified (T03.9)

Crushing injuries involving multiple body regions (T04)

Crushing injuries involving thorax with abdomen, lower back, and pelvis (T04.1)

Crushing injuries involving multiple regions of upper limb(s) (T04.2)

Crushing injuries involving multiple regions of lower limb(s) (T04.3)

Crushing injuries involving other combinations of body regions (T04.8)

Multiple crushing injuries, unspecified (T04.9)

Traumatic amputations involving multiple body regions (T05)

Traumatic amputation of both hands (T05.0)

Traumatic amputation of both arms [any level] (T05.2)

Traumatic amputation of both feet (T05.3)

Traumatic amputation of both legs [any level] (T05.5)

Traumatic amputations involving other combinations of body regions (T05.8)

Multiple traumatic amputations, unspecified (T05.9)

Other injuries involving multiple body regions, not elsewhere classified (T06)  
Injuries of nerves involving multiple body regions (T06.2)  
Injuries of blood vessels involving multiple body regions (T06.3)  
Injuries of muscles and tendons involving multiple body regions (T06.4)  
Injuries of intrathoracic organs with intra-abdominal and pelvic organs (T06.5)

Unspecified multiple injuries (T07)

**Injuries to unspecified part of trunk, limb or body region (T08-T14)**

Fracture of spine, level unspecified (T08)

Other injuries of spine and trunk, level unspecified (T09)  
Superficial injury of trunk, level unspecified (T09.0)  
Open wound of trunk, level unspecified (T09.1)  
Dislocation, sprain, and strain of unspecified joint and ligament of trunk (T09.2)  
Injury of spinal cord, level unspecified (T09.3)  
Injury of unspecified nerve, spinal nerve root, and plexus of trunk (T09.4)  
Injury of unspecified muscle and tendon of trunk (T09.5)  
Traumatic amputation of trunk, level unspecified (T09.6)  
Other specified injuries of trunk, level unspecified (T09.8)  
Unspecified injury of trunk, level unspecified (T09.9)

Fracture of upper limb, level unspecified (T10)

Other injuries of upper limb, level unspecified (T11)  
Superficial injury of upper limb, level unspecified (T11.0)  
Open wound of upper limb, level unspecified (T11.1)  
Dislocation, sprain, and strain of unspecified joint and ligament of upper limb, level unspecified (T11.2)  
Injury of unspecified nerve of upper limb, level unspecified (T11.3)  
Injury of unspecified blood vessel of upper limb, level unspecified (T11.4)  
Injury of unspecified muscle and tendon of upper limb, level unspecified (T11.5)  
Traumatic amputation of upper limb, level unspecified (T11.6)  
Other specified injuries of upper limb, level unspecified (T11.8)  
Unspecified injury of upper limb, level unspecified (T11.9)

Fracture of lower limb, level unspecified (T12)

Other injuries of lower limb, level unspecified (T13)  
Superficial injury of lower limb, level unspecified (T13.0)  
Open wound of lower limb, level unspecified (T13.1)  
Dislocation, sprain, and strain of unspecified joint and ligament of lower limb, level unspecified (T13.2)  
Injury of unspecified nerve of lower limb, level unspecified (T13.3)  
Injury of unspecified blood vessel of lower limb, level unspecified (T13.4)  
Injury of unspecified muscle and tendon of lower limb, level unspecified (T13.5)  
Traumatic amputation of lower limb, level unspecified (T13.6)  
Other specified injuries of lower limb, level unspecified (T13.8)  
Unspecified injury of lower limb, level unspecified (T13.9)

Injury of unspecified body region (T14)

Superficial injury of unspecified body region (T14.0)  
Open wound of unspecified body region (T14.1)  
Fracture of unspecified body region (T14.2)  
Dislocation, sprain, and strain of unspecified body region (T14.3)  
Injury of nerve(s) of unspecified body region (T14.4)  
Injury of blood vessel(s) of unspecified body region (T14.5)  
Injury of tendons and muscles of unspecified body region (T14.6)  
Crushing injury and traumatic amputation of unspecified body region (T14.7)  
Other injuries of unspecified body region (T14.8)  
Injury, unspecified (T14.9)

**Effects of foreign body entering through natural orifice (T15-T19)**

Foreign body on external eye (T15)

Foreign body in cornea (T15.0)  
Foreign body in conjunctival sac (T15.1)  
Foreign body in other and multiple parts of external eye (T15.8)

Foreign body on external eye, part unspecified (T15.9)

Foreign body in ear (T16)

Foreign body in respiratory tract (T17)

Foreign body in nasal sinus (T17.0)

Foreign body in nostril (T17.1)

Foreign body in pharynx (T17.2)

Foreign body in larynx (T17.3)

Foreign body in trachea (T17.4)

Foreign body in bronchus (T17.5)

Foreign body in other and multiple parts of respiratory tract (T17.8)

Foreign body in respiratory tract, part unspecified (T17.9)

Foreign body in alimentary tract (T18)

Foreign body in mouth (T18.0)

Foreign body in esophagus (T18.1)

Foreign body in stomach (T18.2)

Foreign body in small intestine (T18.3)

Foreign body in colon (T18.4)

Foreign body in anus and rectum (T18.5)

Foreign body in other and multiple parts of alimentary tract (T18.8)

Foreign body in alimentary tract, part unspecified (T18.9)

Foreign body in genitourinary tract (T19)

Foreign body in urethra (T19.0)

Foreign body in bladder (T19.1)

Foreign body in vulva and vagina (T19.2)

Foreign body in uterus [any part] (T19.3)

Foreign body in other and multiple parts of genitourinary tract (T19.8)

Foreign body in genitourinary tract, part unspecified (T19.9)

### **Burns and corrosions (T20-T32)**

#### **Burns and corrosions of external body surface, specified by site (T20-T25)**

Burn and corrosion of head and neck (T20)

Burn of unspecified degree of head and neck (T20.0)

Burn of first degree of head and neck (T20.1)

Burn of second degree of head and neck (T20.2)

Burn of third degree of head and neck (T20.3)

Corrosion of unspecified degree of head and neck (T20.4)

Corrosion of first degree of head and neck (T20.5)

Corrosion of second degree of head and neck (T20.6)

Corrosion of third degree of head and neck (T20.7)

Burn and corrosion of trunk (T21)

Burn of unspecified degree of trunk (T21.0)

Burn of first degree of trunk (T21.1)

Burn of second degree of trunk (T21.2)

Burn of third degree of trunk (T21.3)

Corrosion of unspecified degree of trunk (T21.4)

Corrosion of first degree of trunk (T21.5)

Corrosion of second degree of trunk (T21.6)

Corrosion of third degree of trunk (T21.7)

Burn and corrosion of shoulder and upper limb except wrist and hand (T22)

Burn of unspecified degree of shoulder and upper limb except wrist and hand (T22.0)

Burn of first degree of shoulder and upper limb except wrist and hand (T22.1)

Burn of second degree of shoulder and upper limb except wrist and hand (T22.2)

Burn of third degree of shoulder and upper limb except wrist and hand (T22.3)

Corrosion of unspecified degree of shoulder and upper limb except wrist and hand (T22.4)

Corrosion of first degree of shoulder and upper limb except wrist and hand (T22.5)

Corrosion of second degree of shoulder and upper limb except wrist and hand (T22.6)

Corrosion of third degree of shoulder and upper limb except wrist and hand (T22.7)

Burn and corrosion of wrist and hand (T23)

Burn of unspecified degree of wrist and hand (T23.0)

Burn of first degree of wrist and hand (T23.1)

Burn of second degree of wrist and hand (T23.2)

Burn of third degree of wrist and hand (T23.3)  
Corrosion of unspecified degree of wrist and hand (T23.4)  
Corrosion of first degree of wrist and hand (T23.5)  
Corrosion of second degree of wrist and hand (T23.6)  
Corrosion of third degree of wrist and hand (T23.7)

Burn and corrosion of hip and lower limb except ankle and foot (T24)  
Burn of unspecified degree of hip and lower limb except ankle and foot (T24.0)  
Burn of first degree of hip and lower limb except ankle and foot (T24.1)  
Burn of second degree of hip and lower limb except ankle and foot (T24.2)  
Burn of third degree of hip and lower limb except ankle and foot (T24.3)  
Corrosion of unspecified degree of hip and lower limb except ankle and foot (T24.4)  
Corrosion of first degree of hip and lower limb except ankle and foot (T24.5)  
Corrosion of second degree of hip and lower limb except ankle and foot (T24.6)  
Corrosion of third degree of hip and lower limb except ankle and foot (T24.7)

Burn and corrosion of ankle and foot (T25)  
Burn of unspecified degree of ankle and foot (T25.0)  
Burn of first degree of ankle and foot (T25.1)  
Burn of second degree of ankle and foot (T25.2)  
Burn of third degree of ankle and foot (T25.3)  
Corrosion of unspecified degree of ankle and foot (T25.4)  
Corrosion of first degree of ankle and foot (T25.5)  
Corrosion of second degree of ankle and foot (T25.6)  
Corrosion of third degree of ankle and foot (T25.7)

#### **Burns and corrosions confined to eye and internal organs (T26-T28)**

Burn and corrosion confined to eye and adnexa (T26)  
Burn of eyelid and periocular area (T26.0)  
Burn of cornea and conjunctival sac (T26.1)  
Burn with resulting rupture and destruction of eyeball (T26.2)  
Burn of other parts of eye and adnexa (T26.3)  
Burn of eye and adnexa, part unspecified (T26.4)  
Corrosion of eyelid and periocular area (T26.5)  
Corrosion of cornea and conjunctival sac (T26.6)  
Corrosion with resulting rupture and destruction of eyeball (T26.7)  
Corrosion of other parts of eye and adnexa (T26.8)  
Corrosion of eye and adnexa, part unspecified (T26.9)

Burn and corrosion of respiratory tract (T27)  
Burn of larynx and trachea (T27.0)  
Burn involving larynx and trachea with lung (T27.1)  
Burn of other parts of respiratory tract (T27.2)  
Burn of respiratory tract, part unspecified (T27.3)  
Corrosion of larynx and trachea (T27.4)  
Corrosion involving larynx and trachea with lung (T27.5)  
Corrosion of other parts of respiratory tract (T27.6)  
Corrosion of respiratory tract, part unspecified (T27.7)

Burn and corrosion of other internal organs (T28)  
Burn of mouth and pharynx (T28.0)  
Burn of esophagus (T28.1)  
Burn of other parts of alimentary tract (T28.2)  
Burn of internal genitourinary organs (T28.3)  
Burn of other and unspecified internal organs (T28.4)  
Corrosion of mouth and pharynx (T28.5)  
Corrosion of esophagus (T28.6)  
Corrosion of other parts of alimentary tract (T28.7)  
Corrosion of internal genitourinary organs (T28.8)  
Corrosion of other and unspecified internal organs (T28.9)

#### **Burns and corrosions of multiple and unspecified body regions (T30-T32)**

Burn and corrosion, body region unspecified (T30)  
Burn of unspecified body region, unspecified degree (T30.0)  
Burn of first-degree, body region unspecified (T30.1)  
Burn of second-degree, body region unspecified (T30.2)  
Burn of third-degree, body region unspecified (T30.3)  
Corrosion of unspecified body region, unspecified degree (T30.4)

Corrosion of first-degree, body region unspecified (T30.5)  
Corrosion of second-degree, body region unspecified (T30.6)  
Corrosion of third-degree, body region unspecified (T30.7)

**Burns classified according to extent of body surface involved (T31)**

Burns involving less than 10 percent of body surface (T31.0)  
Burns involving 10 19 percent of body surface (T31.1)  
Burns involving 20 29 percent of body surface (T31.2)  
Burns involving 30 39 percent of body surface (T31.3)  
Burns involving 40 49 percent of body surface (T31.4)  
Burns involving 50 59 percent of body surface (T31.5)  
Burns involving 60 69 percent of body surface (T31.6)  
Burns involving 70 79 percent of body surface (T31.7)  
Burns involving 80 89 percent of body surface (T31.8)  
Burns involving 90 percent of body surface or more (T31.9)

**Corrosions classified according to extent of body surface involved (T32)**

Corrosions involving less than 10 percent of body surface (T32.0)  
Corrosions involving 10 19 percent of body surface (T32.1)  
Corrosions involving 20 29 percent of body surface (T32.2)  
Corrosions involving 30 39 percent of body surface (T32.3)  
Corrosions involving 40 49 percent of body surface (T32.4)  
Corrosions involving 50 59 percent of body surface (T32.5)  
Corrosions involving 60 69 percent of body surface (T32.6)  
Corrosions involving 70 79 percent of body surface (T32.7)  
Corrosions involving 80 89 percent of body surface (T32.8)  
Corrosions involving 90 percent of body surface or more (T32.9)

**Frostbite (T33-T35)**

**Superficial frostbite (T33)**

Superficial frostbite of head (T33.0)  
Superficial frostbite of neck (T33.1)  
Superficial frostbite of thorax (T33.2)  
Superficial frostbite of abdominal wall, lower back, and pelvis (T33.3)  
Superficial frostbite of arm (T33.4)  
Superficial frostbite of wrist and hand (T33.5)  
Superficial frostbite of hip and thigh (T33.6)  
Superficial frostbite of knee and lower leg (T33.7)  
Superficial frostbite of ankle and foot (T33.8)  
Superficial frostbite of other and unspecified sites (T33.9)

**Frostbite with tissue necrosis (T34)**

Frostbite with tissue necrosis of head (T34.0)  
Frostbite with tissue necrosis of neck (T34.1)  
Frostbite with tissue necrosis of thorax (T34.2)  
Frostbite with tissue necrosis of abdominal wall, lower back, and pelvis (T34.3)  
Frostbite with tissue necrosis of arm (T34.4)  
Frostbite with tissue necrosis of wrist and hand (T34.5)  
Frostbite with tissue necrosis of hip and thigh (T34.6)  
Frostbite with tissue necrosis of knee and lower leg (T34.7)  
Frostbite with tissue necrosis of ankle and foot (T34.8)  
Frostbite with tissue necrosis of other and unspecified sites (T34.9)

**Frostbite involving multiple body regions and unspecified frostbite (T35)**

Superficial frostbite involving multiple body regions (T35.0)  
Frostbite with tissue necrosis involving multiple body regions (T35.1)  
Unspecified frostbite of head and neck (T35.2)  
Unspecified frostbite of thorax, abdomen, lower back, and pelvis (T35.3)  
Unspecified frostbite of upper limb (T35.4)  
Unspecified frostbite of lower limb (T35.5)  
Unspecified frostbite involving multiple body regions (T35.6)  
Unspecified frostbite of unspecified site (T35.7)

**Poisoning by drugs, medicaments and biological substances (T36-T50)**

**Poisoning by systemic antibiotics (T36)**

Penicillins (T36.0)  
Cefalosporins and other -lactam antibiotics (T36.1)  
Chloramphenicol group (T36.2)

- Macrolides (T36.3)
- Tetracyclines (T36.4)
- Aminoglycosides (T36.5)
- Rifamycins (T36.6)
- Antifungal antibiotics systemically used (T36.7)
- Other systemic antibiotics (T36.8)
- Systemic antibiotic, unspecified (T36.9)

Poisoning by other systemic anti-infectives and antiparasitics (T37)

- Sulfonamides (T37.0)
- Antimycobacterial drugs (T37.1)
- Antimalarials and drugs acting on other blood protozoa (T37.2)
- Other antiprotozoal drugs (T37.3)
- Anthelmintics (T37.4)
- Antiviral drugs (T37.5)
- Other specified systemic anti-infectives and antiparasitics (T37.8)
- Systemic anti-infective and antiparasitic, unspecified (T37.9)

Poisoning by hormones and their synthetic substitutes and antagonists, not elsewhere classified (T38)

- Glucocorticoids and synthetic analogues (T38.0)
- Thyroid hormones and substitutes (T38.1)
- Antithyroid drugs (T38.2)
- Insulin and oral hypoglycemic [antidiabetic] drugs (T38.3)
- Oral contraceptives (T38.4)
- Other estrogens and progestogens (T38.5)
- Antigonadotrophins, antiestrogens, and antiandrogens, not elsewhere classified (T38.6)
- Androgens and anabolic congeners (T38.7)
- Other and unspecified hormones and their synthetic substitutes (T38.8)
- Other and unspecified hormone antagonists (T38.9)

Poisoning by nonopioid analgesics, antipyretics, and antirheumatics (T39)

- Salicylates (T39.0)
- 4-Aminophenol derivatives (T39.1)
- Pyrazolone derivatives (T39.2)
- Other nonsteroidal anti-inflammatory drugs [NSAID] (T39.3)
- Antirheumatics, not elsewhere classified (T39.4)
- Other nonopioid analgesics and antipyretics, not elsewhere classified (T39.8)
- Nonopioid analgesic, antipyretic, and antirheumatic, unspecified (T39.9)

Poisoning by narcotics and psychodysleptics [hallucinogens] (T40)

- Opium (T40.0)
- Heroin (T40.1)
- Other opioids (T40.2)
- Methadone (T40.3)
- Other synthetic narcotics (T40.4)
- Cocaine (T40.5)
- Other and unspecified narcotics (T40.6)
- Cannabis (derivatives) (T40.7)
- Lysergide [LSD] (T40.8)
- Other and unspecified psychodysleptics [hallucinogens] (T40.9)

Poisoning by anesthetics and therapeutic gases (T41)

- Inhaled anesthetics (T41.0)
- Intravenous anesthetics (T41.1)
- Other and unspecified general anesthetics (T41.2)
- Local anesthetics (T41.3)
- Anesthetic, unspecified (T41.4)
- Therapeutic gases (T41.5)

Poisoning by antiepileptic, sedative-hypnotic, and antiparkinsonism drugs (T42)

- Hydantoin derivatives (T42.0)
- Iminostilbenes (T42.1)
- Succinimides and oxazolinediones (T42.2)
- Barbiturates (T42.3)
- Benzodiazepines (T42.4)
- Mixed antiepileptics, not elsewhere classified (T42.5)
- Other antiepileptic and sedative-hypnotic drugs (T42.6)
- Antiepileptic and sedative-hypnotic drugs, unspecified (T42.7)
- Antiparkinsonism drugs and other central muscle-tone depressants (T42.8)



Poisoning by psychotropic drugs, not elsewhere classified (T43)  
 Tricyclic and tetracyclic antidepressants (T43.0)  
 Monoamine-oxidase-inhibitor antidepressants (T43.1)  
 Other and unspecified antidepressants (T43.2)  
 Phenothiazine antipsychotics and neuroleptics (T43.3)  
 Butyrophenone and thioxanthene neuroleptics (T43.4)  
 Other and unspecified antipsychotics and neuroleptics (T43.5)  
 Psychostimulants with abuse potential (T43.6)  
 Other psychotropic drugs, not elsewhere classified (T43.8)  
 Psychotropic drug, unspecified (T43.9)

Poisoning by drugs primarily affecting the autonomic nervous system (T44)  
 Anticholinesterase agents (T44.0)  
 Other parasympathomimetics [cholinergics] (T44.1)  
 Ganglionic blocking drugs, not elsewhere classified (T44.2)  
 Other parasympatholytics [anticholinergics and antimuscarinics] and spasmolytics, not elsewhere classified (T44.3)  
 Predominantly  $\alpha$ -adrenoreceptor agonists, not elsewhere classified (T44.4)  
 Predominantly  $\beta$ -adrenoreceptor agonists, not elsewhere classified (T44.5)  
 $\alpha$ -Adrenoreceptor agonists, not elsewhere classified (T44.6)  
 $\beta$ -Adrenoreceptor agonists, not elsewhere classified (T44.7)  
 Centrally acting and adrenergic-neuron-blocking agents, not elsewhere classified (T44.8)  
 Other and unspecified drugs primarily affecting the autonomic nervous system (T44.9)

Poisoning by primarily systemic and hematological agents, not elsewhere classified (T45)  
 Antiallergic and antiemetic drugs (T45.0)  
 Antineoplastic and immunosuppressive drugs (T45.1)  
 Vitamins, not elsewhere classified (T45.2)  
 Enzymes, not elsewhere classified (T45.3)  
 Iron and its compounds (T45.4)  
 Anticoagulants (T45.5)  
 Fibrinolysis-affecting drugs (T45.6)  
 Anticoagulant antagonists, vitamin K, and other coagulants (T45.7)  
 Other primarily systemic and hematological agents (T45.8)  
 Primarily systemic and hematological agent, unspecified (T45.9)

Poisoning by agents primarily affecting the cardiovascular system (T46)  
 Cardiac-stimulant glycosides and drugs of similar action (T46.0)  
 Calcium-channel blockers (T46.1)  
 Other antidysrhythmic drugs, not elsewhere classified (T46.2)  
 Coronary vasodilators, not elsewhere classified (T46.3)  
 Angiotensin-converting-enzyme inhibitors (T46.4)  
 Other antihypertensive drugs, not elsewhere classified (T46.5)  
 Antihyperlipidemic and antiarteriosclerotic drugs (T46.6)  
 Peripheral vasodilators (T46.7)  
 Antivaricose drugs, including sclerosing agents (T46.8)  
 Other and unspecified agents primarily affecting the cardiovascular system (T46.9)

Poisoning by agents primarily affecting the gastrointestinal system (T47)  
 Histamine H<sub>2</sub>-receptor antagonists (T47.0)  
 Other antacids and anti-gastric-secretion drugs (T47.1)  
 Stimulant laxatives (T47.2)  
 Saline and osmotic laxatives (T47.3)  
 Other laxatives (T47.4)  
 Digestants (T47.5)  
 Antidiarrheal drugs (T47.6)  
 Emetics (T47.7)  
 Other agents primarily affecting the gastrointestinal system (T47.8)  
 Agents primarily affecting the gastrointestinal system, unspecified (T47.9)

Poisoning by agents primarily acting on smooth and skeletal muscles and the respiratory system (T48)  
 Oxytocic drugs (T48.0)  
 Skeletal muscle relaxants [neuromuscular blocking agents] (T48.1)  
 Other and unspecified agents primarily acting on muscles (T48.2)  
 Antitussives (T48.3)  
 Expectorants (T48.4)  
 Anti-common-cold drugs (T48.5)  
 Antiasthmatics, not elsewhere classified (T48.6)

Other and unspecified agents primarily acting on the respiratory system (T48.7)

Poisoning by topical agents primarily affecting skin and mucous membrane and by ophthalmological, otorhinolaryngological, and dental drugs (T49)  
Local antifungal, anti-infective, and anti-inflammatory drugs, not elsewhere classified (T49.0)  
Antipruritics (T49.1)  
Local astringents and local detergents (T49.2)  
Emollients, demulcents, and protectants (T49.3)  
Keratolytics, keratoplastics, and other hair treatment drugs and preparations (T49.4)  
Ophthalmological drugs and preparations (T49.5)  
Otorhinolaryngological drugs and preparations (T49.6)  
Dental drugs, topically applied (T49.7)  
Other topical agents (T49.8)  
Topical agent, unspecified (T49.9)

Poisoning by diuretics and other and unspecified drugs, medicaments, and biological substances (T50)  
Mineralocorticoids and their antagonists (T50.0)  
Loop [high-ceiling] diuretics (T50.1)  
Carbonic-anhydrase inhibitors, benzothiadiazides, and other diuretics (T50.2)  
Electrolytic, caloric, and water-balance agents (T50.3)  
Drugs affecting uric acid metabolism (T50.4)  
Appetite depressants (T50.5)  
Antidotes and chelating agents, not elsewhere classified (T50.6)  
Analeptics and opioid receptor antagonists (T50.7)  
Diagnostic agents (T50.8)  
Other and unspecified drugs, medicaments, and biological substances (T50.9)

**Toxic effects of substances chiefly nonmedicinal as to source (T51-T65)**

Toxic effect of alcohol (T51)  
Ethanol (T51.0)  
Methanol (T51.1)  
2-Propanol (T51.2)  
Fusel oil (T51.3)  
Other alcohols (T51.8)  
Alcohol, unspecified (T51.9)

Toxic effect of organic solvents (T52)  
Petroleum products (T52.0)  
Benzene (T52.1)  
Homologues of benzene (T52.2)  
Glycols (T52.3)  
Ketones (T52.4)  
Other organic solvents (T52.8)  
Organic solvent, unspecified (T52.9)

Toxic effect of halogen derivatives of aliphatic and aromatic hydrocarbons (T53)  
Carbon tetrachloride (T53.0)  
Chloroform (T53.1)  
Trichloroethylene (T53.2)  
Tetrachloroethylene (T53.3)  
Dichloromethane (T53.4)  
Chlorofluorocarbons (T53.5)  
Other halogen derivatives of aliphatic hydrocarbons (T53.6)  
Other halogen derivatives of aromatic hydrocarbons (T53.7)  
Halogen derivative of aliphatic and aromatic hydrocarbons, unspecified (T53.9)

Toxic effect of corrosive substances (T54)  
Phenol and phenol homologues (T54.0)  
Other corrosive organic compounds (T54.1)  
Corrosive acids and acidlike substances (T54.2)  
Corrosive alkalis and alkalilike substances (T54.3)  
Corrosive substance, unspecified (T54.9)

Toxic effect of soaps and detergents (T55)

Toxic effect of metals (T56)  
Lead and its compounds (T56.0)  
Mercury and its compounds (T56.1)

- Chromium and its compounds (T56.2)
- Cadmium and its compounds (T56.3)
- Copper and its compounds (T56.4)
- Zinc and its compounds (T56.5)
- Tin and its compounds (T56.6)
- Beryllium and its compounds (T56.7)
- Other metals (T56.8)
- Metal, unspecified (T56.9)

Toxic effect of other inorganic substances (T57)

- Arsenic and its compounds (T57.0)
- Phosphorus and its compounds (T57.1)
- Manganese and its compounds (T57.2)
- Hydrogen cyanide (T57.3)
- Other specified inorganic substances (T57.8)
- Inorganic substance, unspecified (T57.9)

Toxic effect of carbon monoxide (T58)

Toxic effect of other gases, fumes, and vapors (T59)

- Nitrogen oxides (T59.0)
- Sulphur dioxide (T59.1)
- Formaldehyde (T59.2)
- Lacrimogenic gas (T59.3)
- Chlorine gas (T59.4)
- Fluorine gas and hydrogen fluoride (T59.5)
- Hydrogen sulphide (T59.6)
- Carbon dioxide (T59.7)
- Other specified gases, fumes, and vapors (T59.8)
- Gases, fumes, and vapors, unspecified (T59.9)

Toxic effect of pesticides (T60)

- Organophosphate and carbamate insecticides (T60.0)
- Halogenated insecticides (T60.1)
- Other insecticides (T60.2)
- Herbicides and fungicides (T60.3)
- Rodenticides (T60.4)
- Other pesticides (T60.8)
- Pesticide, unspecified (T60.9)

Toxic effect of noxious substances eaten as seafood (T61)

- Ciguatera fish poisoning (T61.0)
- Scombroid fish poisoning (T61.1)
- Other fish and shellfish poisoning (T61.2)
- Toxic effect of other seafoods (T61.8)
- Toxic effect of unspecified seafood (T61.9)

Toxic effect of other noxious substances eaten as food (T62)

- Ingested mushrooms (T62.0)
- Ingested berries (T62.1)
- Other ingested (parts of) plant(s) (T62.2)
- Other specified noxious substances eaten as food (T62.8)
- Noxious substance eaten as food, unspecified (T62.9)

Toxic effect of contact with venomous animals (T63)

- Snake venom (T63.0)
- Venom of other reptiles (T63.1)
- Venom of scorpion (T63.2)
- Venom of spider (T63.3)
- Venom of other arthropods (T63.4)
- Toxic effect of contact with fish (T63.5)
- Toxic effect of contact with other marine animals (T63.6)
- Toxic effect of contact with other venomous animals (T63.8)
- Toxic effect of contact with unspecified venomous animal (T63.9)

Toxic effect of aflatoxin and other mycotoxin food contaminants (T64)

Toxic effect of other and unspecified substances (T65)

- Cyanides (T65.0)
- Strychnine and its salts (T65.1)

- Tobacco and nicotine (T65.2)
- Nitroderivatives and aminoderivatives of benzene and its homologues (T65.3)
- Carbon disulphide (T65.4)
- Nitroglycerin and other nitric acids and esters (T65.5)
- Paints and dyes, not elsewhere classified (T65.6)
- Toxic effect of other specified substances (T65.8)
- Toxic effect of unspecified substance (T65.9)

**Other and unspecified effects of external causes (T66-T78)**

Unspecified effects of radiation (T66)

Effects of heat and light (T67)

- Heatstroke and sunstroke (T67.0)
- Heat syncope (T67.1)
- Heat cramp (T67.2)
- Heat exhaustion, anhydrotic (T67.3)
- Heat exhaustion due to salt depletion (T67.4)
- Heat exhaustion, unspecified (T67.5)
- Heat fatigue, transient (T67.6)
- Heat edema (T67.7)
- Other effects of heat and light (T67.8)
- Effect of heat and light, unspecified (T67.9)

Hypothermia (T68)

Other effects of reduced temperature (T69)

- Immersion hand and foot (T69.0)
- Chilblains (T69.1)
- Other specified effects of reduced temperature (T69.8)
- Effect of reduced temperature, unspecified (T69.9)

Effects of air pressure and water pressure (T70)

- Otitic barotrauma (T70.0)
- Sinus barotrauma (T70.1)
- Other and unspecified effects of high altitude (T70.2)
- Caisson disease [decompression sickness] (T70.3)
- Effects of high-pressure fluids (T70.4)
- Other effects of air pressure and water pressure (T70.8)
- Effect of air pressure and water pressure, unspecified (T70.9)

Asphyxiation (T71)

Effects of other deprivation (T73)

- Effects of hunger (T73.0)
- Effects of thirst (T73.1)
- Exhaustion due to exposure (T73.2)
- Exhaustion due to excessive exertion (T73.3)
- Other effects of deprivation (T73.8)
- Effect of deprivation, unspecified (T73.9)

Maltreatment syndrome (T74)

- Neglect or abandonment (T74.0)
- Physical abuse (T74.1)
- Sexual abuse (T74.2)
- Psychological abuse (T74.3)
- Other maltreatment syndromes (T74.8)
- Maltreatment syndrome, unspecified (T74.9)

Effects of other external causes (T75)

- Effects of lightning (T75.0)
- Drowning and nonfatal submersion (T75.1)
- Effects of vibration (T75.2)
- Motion sickness (T75.3)
- Effects of electric current (T75.4)
- Other specified effects of external causes (T75.8)

Adverse effects, not elsewhere classified (T78)

- Anaphylactic shock due to adverse food reaction (T78.0)
- Other adverse food reactions, not elsewhere classified (T78.1)

Anaphylactic shock, unspecified (T78.2)  
Angioneurotic edema (T78.3)  
Allergy, unspecified (T78.4)  
Other adverse effects, not elsewhere classified (T78.8)  
Adverse effect, unspecified (T78.9)

Certain early complications of trauma, not elsewhere classified (T79)

Air embolism (traumatic) (T79.0)  
Fat embolism (traumatic) (T79.1)  
Traumatic secondary and recurrent hemorrhage (T79.2)  
Posttraumatic wound infection, not elsewhere classified (T79.3)  
Traumatic shock (T79.4)  
Traumatic anuria (T79.5)  
Traumatic ischemia of muscle (T79.6)  
Traumatic subcutaneous emphysema (T79.7)  
Other early complications of trauma (T79.8)  
Unspecified early complication of trauma (T79.9)

**Complications of surgical and medical care, not elsewhere classified (T80-T88)**

Complications following infusion, transfusion, and therapeutic injection (T80)

Air embolism following infusion, transfusion, and therapeutic injection (T80.0)  
Vascular complications following infusion, transfusion, and therapeutic injection (T80.1)  
Infections following infusion, transfusion, and therapeutic injection (T80.2)  
ABO incompatibility reaction (T80.3)  
Rh incompatibility reaction (T80.4)  
Anaphylactic shock due to serum (T80.5)  
Other serum reactions (T80.6)  
Other complications following infusion, transfusion, and therapeutic injection (T80.8)  
Unspecified complication following infusion, transfusion, and therapeutic injection (T80.9)

Complications of procedures, not elsewhere classified (T81)

Hemorrhage and hematoma complicating a procedure, not elsewhere classified (T81.0)  
Shock during or resulting from a procedure, not elsewhere classified (T81.1)  
Accidental puncture and laceration during a procedure, not elsewhere classified (T81.2)  
Disruption of operation wound, not elsewhere classified (T81.3)  
Infection following a procedure, not elsewhere classified (T81.4)  
Foreign body accidentally left in body cavity or operation wound following a procedure (T81.5)  
Acute reaction to foreign substance accidentally left during a procedure (T81.6)  
Vascular complications following a procedure, not elsewhere classified (T81.7)  
Other complications of procedures, not elsewhere classified (T81.8)  
Unspecified complication of procedure (T81.9)

Complications of cardiac and vascular prosthetic devices, implants, and grafts (T82)

Mechanical complication of heart valve prosthesis (T82.0)  
Mechanical complication of cardiac electronic device (T82.1)  
Mechanical complication of coronary artery bypass and valve grafts (T82.2)  
Mechanical complication of other vascular grafts (T82.3)  
Mechanical complication of vascular dialysis catheter (T82.4)  
Mechanical complication of other cardiac and vascular devices and implants (T82.5)  
Infection and inflammatory reaction due to cardiac valve prosthesis (T82.6)  
Infection and inflammatory reaction due to other cardiac and vascular devices, implants, and grafts (T82.7)  
Other complications of cardiac and vascular prosthetic devices, implants, and grafts (T82.8)  
Unspecified complication of cardiac and vascular prosthetic device, implant, and graft (T82.9)

Complications of genitourinary prosthetic devices, implants, and grafts (T83)

Mechanical complication of urinary (indwelling) catheter (T83.0)  
Mechanical complication of other urinary devices and implants (T83.1)  
Mechanical complication of graft of urinary organ (T83.2)  
Mechanical complication of intrauterine contraceptive device (T83.3)  
Mechanical complication of other prosthetic devices, implants, and grafts in genital tract (T83.4)  
Infection and inflammatory reaction due to prosthetic device, implant, and graft in urinary system (T83.5)  
Infection and inflammatory reaction due to prosthetic device, implant, and graft in genital tract (T83.6)  
Other complications of genitourinary prosthetic devices, implants, and grafts (T83.8)  
Unspecified complication of genitourinary prosthetic device, implant, and graft (T83.9)

Complications of internal orthopedic prosthetic devices, implants, and grafts (T84)  
Mechanical complication of internal joint prosthesis (T84.0)  
Mechanical complication of internal fixation device of bones of limb (T84.1)  
Mechanical complication of internal fixation device of other bones (T84.2)  
Mechanical complication of other bone devices, implants, and grafts (T84.3)  
Mechanical complication of other internal orthopedic devices, implants, and grafts (T84.4)  
Infection and inflammatory reaction due to internal joint prosthesis (T84.5)  
Infection and inflammatory reaction due to internal fixation device [any site] (T84.6)  
Infection and inflammatory reaction due to other internal orthopedic prosthetic devices, implants, and grafts (T84.7)  
Other complications of internal orthopedic prosthetic devices, implants, and grafts (T84.8)  
Unspecified complication of internal orthopedic prosthetic device, implant, and graft (T84.9)

Complications of other internal prosthetic devices, implants, and grafts (T85)  
Mechanical complication of ventricular intracranial (communicating) shunt (T85.0)  
Mechanical complication of implanted electronic stimulator of nervous system (T85.1)  
Mechanical complication of intraocular lens (T85.2)  
Mechanical complication of other ocular prosthetic devices, implants, and grafts (T85.3)  
Mechanical complication of breast prosthesis and implant (T85.4)  
Mechanical complication of gastrointestinal prosthetic devices, implants, and grafts (T85.5)  
Mechanical complication of other specified internal prosthetic devices, implants, and grafts (T85.6)  
Infection and inflammatory reaction due to other internal prosthetic devices, implants, and grafts (T85.7)  
Other complications of internal prosthetic devices, implants, and grafts, not elsewhere classified (T85.8)  
Unspecified complication of internal prosthetic device, implant, and graft (T85.9)

Failure and rejection of transplanted organs and tissues (T86)  
Bone-marrow transplant rejection (T86.0)  
Kidney transplant failure and rejection (T86.1)  
Heart transplant failure and rejection (T86.2)  
Heart-lung transplant failure and rejection (T86.3)  
Liver transplant failure and rejection (T86.4)  
Failure and rejection of other transplanted organs and tissues (T86.8)  
Failure and rejection of unspecified transplanted organ and tissue (T86.9)

Complications peculiar to reattachment and amputation (T87)  
Complications of reattached (part of) upper extremity (T87.0)  
Complications of reattached (part of) lower extremity (T87.1)  
Complications of other reattached body part (T87.2)  
Neuroma of amputation stump (T87.3)  
Infection of amputation stump (T87.4)  
Necrosis of amputation stump (T87.5)  
Other and unspecified complications of amputation stump (T87.6)

Other complications of surgical and medical care, not elsewhere classified (T88)  
Infection following immunization (T88.0)  
Other complications following immunization, not elsewhere classified (T88.1)  
Shock due to anesthesia (T88.2)  
Malignant hyperthermia due to anesthesia (T88.3)  
Failed or difficult intubation (T88.4)  
Other complications of anesthesia (T88.5)  
Anaphylactic shock due to adverse effect of correct drug or medicament properly administered (T88.6)  
Unspecified adverse effect of drug or medicament (T88.7)  
Other specified complications of surgical and medical care, not elsewhere classified (T88.8)  
Complication of surgical and medical care, unspecified (T88.9)

#### **Sequelae of injuries, of poisoning and of other consequences of external causes (T90-T98)**

Sequelae of injuries of head (T90)  
Sequelae of superficial injury of head (T90.0)  
Sequelae of open wound of head (T90.1)  
Sequelae of fracture of skull and facial bones (T90.2)  
Sequelae of injury of cranial nerves (T90.3)  
Sequelae of injury of eye and orbit (T90.4)  
Sequelae of intracranial injury (T90.5)  
Sequelae of other specified injuries of head (T90.8)  
Sequelae of unspecified injury of head (T90.9)

Sequelae of injuries of neck and trunk (T91)  
 Sequelae of superficial injury and open wound of neck and trunk (T91.0)  
 Sequelae of fracture of spine (T91.1)  
 Sequelae of other fracture of thorax and pelvis (T91.2)  
 Sequelae of injury of spinal cord (T91.3)  
 Sequelae of injury of intrathoracic organs (T91.4)  
 Sequelae of injury of intra-abdominal and pelvic organs (T91.5)  
 Sequelae of other specified injuries of neck and trunk (T91.8)  
 Sequelae of unspecified injury of neck and trunk (T91.9)

Sequelae of injuries of upper limb (T92)  
 Sequelae of open wound of upper limb (T92.0)  
 Sequelae of fracture of arm (T92.1)  
 Sequelae of fracture at wrist and hand level (T92.2)  
 Sequelae of dislocation, sprain, and strain of upper limb (T92.3)  
 Sequelae of injury of nerve of upper limb (T92.4)  
 Sequelae of injury of muscle and tendon of upper limb (T92.5)  
 Sequelae of crushing injury and traumatic amputation of upper limb (T92.6)  
 Sequelae of other specified injuries of upper limb (T92.8)  
 Sequelae of unspecified injury of upper limb (T92.9)

Sequelae of injuries of lower limb (T93)  
 Sequelae of open wound of lower limb (T93.0)  
 Sequelae of fracture of femur (T93.1)  
 Sequelae of other fractures of lower limb (T93.2)  
 Sequelae of dislocation, sprain, and strain of lower limb (T93.3)  
 Sequelae of injury to nerve of lower limb (T93.4)  
 Sequelae of injury of muscle and tendon of lower limb (T93.5)  
 Sequelae of crushing injury and traumatic amputation of lower limb (T93.6)  
 Sequelae of other specified injuries of lower limb (T93.8)  
 Sequelae of unspecified injury of lower limb (T93.9)

Sequelae of injuries involving multiple and unspecified body regions (T94)  
 Sequelae of injuries involving multiple body regions (T94.0)  
 Sequelae of injuries, not specified by body regions (T94.1)

Sequelae of burns, corrosions, and frostbite (T95)  
 Sequelae of burn, corrosion, and frostbite of head and neck (T95.0)  
 Sequelae of burn, corrosion, and frostbite of trunk (T95.1)  
 Sequelae of burn, corrosion, and frostbite of upper limb (T95.2)  
 Sequelae of burn, corrosion, and frostbite of lower limb (T95.3)  
 Sequelae of burn and corrosion classifiable only according to extent of body surface involved (T95.4)  
 Sequelae of other specified burn, corrosion, and frostbite (T95.8)  
 Sequelae of unspecified burn, corrosion, and frostbite (T95.9)

Sequelae of poisoning by drugs, medicaments, and biological substances (T96)

Sequelae of toxic effects of substances chiefly nonmedicinal as to source (T97)

Sequelae of other and unspecified effects of external causes (T98)  
 Sequelae of effects of foreign body entering through natural orifice (T98.0)  
 Sequelae of other and unspecified effects of external causes (T98.1)  
 Sequelae of certain early complications of trauma (T98.2)  
 Sequelae of complications of surgical and medical care, not elsewhere classified (T98.3)

## **XX. External causes of morbidity and mortality (\*U01-\*U03,V01-Y89)**

Terrorism (homicide) (\*U01) (Added in 2001)  
 Terrorism involving explosion of marine weapons (homicide) (\*U01.0)  
 Terrorism involving destruction of aircraft (homicide) (\*U01.1)  
 Terrorism involving other explosions and fragments (homicide) (\*U01.2)  
 Terrorism involving fires, conflagration, and hot substances (homicide) (\*U01.3)  
 Terrorism involving firearms (homicide) (\*U01.4)  
 Terrorism involving nuclear weapons (homicide) (\*U01.5)  
 Terrorism involving biological weapons (homicide) (\*U01.6)  
 Terrorism involving chemical weapons (homicide) (\*U01.7)  
 Terrorism, other specified (homicide) (\*U01.8)  
 Terrorism, unspecified (homicide) (\*U01.9)

Sequelae of terrorism (homicide) (\*U02) (Added in 2001)

Terrorism (suicide) (\*U03) (Added in 2001)

Terrorism involving explosions and fragments (suicide) (\*U03.0)

Terrorism by other and unspecified means (suicide) (\*U03.9)

**Pedestrian injured in transport accident (V01-V09)**

Pedestrian injured in collision with pedal cycle (V01)

Nontraffic accident (V01.0)

Traffic accident (V01.1)

Unspecified whether traffic or nontraffic accident (V01.9)

Pedestrian injured in collision with two- or three-wheeled motor vehicle (V02)

Nontraffic accident (V02.0)

Traffic accident (V02.1)

Unspecified whether traffic or nontraffic accident (V02.9)

Pedestrian injured in collision with car, pickup truck, or van (V03)

Nontraffic accident (V03.0)

Traffic accident (V03.1)

Unspecified whether traffic or nontraffic accident (V03.9)

Pedestrian injured in collision with heavy transport vehicle or bus (V04)

Nontraffic accident (V04.0)

Traffic accident (V04.1)

Unspecified whether traffic or nontraffic accident (V04.9)

Pedestrian injured in collision with railway train or railway vehicle (V05)

Nontraffic accident (V05.0)

Traffic accident (V05.1)

Unspecified whether traffic or nontraffic accident (V05.9)

Pedestrian injured in collision with other nonmotor vehicle (V06)

Nontraffic accident (V06.0)

Traffic accident (V06.1)

Unspecified whether traffic or nontraffic accident (V06.9)

Pedestrian injured in other and unspecified transport accidents (V09)

Pedestrian injured in nontraffic accident involving other and unspecified motor vehicles (V09.0)

Pedestrian injured in unspecified nontraffic accident (V09.1)

Pedestrian injured in traffic accident involving other and unspecified motor vehicles (V09.2)

Pedestrian injured in unspecified traffic accident (V09.3)

Pedestrian injured in unspecified transport accident (V09.9)

**Pedal cyclist injured in transport accident (V10-V19)**

Pedal cyclist injured in collision with pedestrian or animal (V10)

Driver injured in nontraffic accident (V10.0)

Passenger injured in nontraffic accident (V10.1)

Unspecified pedal cyclist injured in nontraffic accident (V10.2)

Person injured while boarding or alighting (V10.3)

Driver injured in traffic accident (V10.4)

Passenger injured in traffic accident (V10.5)

Unspecified pedal cyclist injured in traffic accident (V10.9)

Pedal cyclist injured in collision with other pedal cycle (V11)

Driver injured in nontraffic accident (V11.0)

Passenger injured in nontraffic accident (V11.1)

Unspecified pedal cyclist injured in nontraffic accident (V11.2)

Person injured while boarding or alighting (V11.3)

Driver injured in traffic accident (V11.4)

Passenger injured in traffic accident (V11.5)

Unspecified pedal cyclist injured in traffic accident (V11.9)

Pedal cyclist injured in collision with two- or three-wheeled motor vehicle (V12)

Driver injured in nontraffic accident (V12.0)

Passenger injured in nontraffic accident (V12.1)



Unspecified pedal cyclist injured in nontraffic accident (V12.2)  
 Person injured while boarding or alighting (V12.3)  
 Driver injured in traffic accident (V12.4)  
 Passenger injured in traffic accident (V12.5)  
 Unspecified pedal cyclist injured in traffic accident (V12.9)

Pedal cyclist injured in collision with car, pickup truck, or van (V13)  
 Driver injured in nontraffic accident (V13.0)  
 Passenger injured in nontraffic accident (V13.1)  
 Unspecified pedal cyclist injured in nontraffic accident (V13.2)  
 Person injured while boarding or alighting (V13.3)  
 Driver injured in traffic accident (V13.4)  
 Passenger injured in traffic accident (V13.5)  
 Unspecified pedal cyclist injured in traffic accident (V13.9)

Pedal cyclist injured in collision with heavy transport vehicle or bus (V14)  
 Driver injured in nontraffic accident (V14.0)  
 Passenger injured in nontraffic accident (V14.1)  
 Unspecified pedal cyclist injured in nontraffic accident (V14.2)  
 Person injured while boarding or alighting (V14.3)  
 Driver injured in traffic accident (V14.4)  
 Passenger injured in traffic accident (V14.5)  
 Unspecified pedal cyclist injured in traffic accident (V14.9)

Pedal cyclist injured in collision with railway train or railway vehicle (V15)  
 Driver injured in nontraffic accident (V15.0)  
 Passenger injured in nontraffic accident (V15.1)  
 Unspecified pedal cyclist injured in nontraffic accident (V15.2)  
 Person injured while boarding or alighting (V15.3)  
 Driver injured in traffic accident (V15.4)  
 Passenger injured in traffic accident (V15.5)  
 Unspecified pedal cyclist injured in traffic accident (V15.9)

Pedal cyclist injured in collision with other nonmotor vehicle (V16)  
 Driver injured in nontraffic accident (V16.0)  
 Passenger injured in nontraffic accident (V16.1)  
 Unspecified pedal cyclist injured in nontraffic accident (V16.2)  
 Person injured while boarding or alighting (V16.3)  
 Driver injured in traffic accident (V16.4)  
 Passenger injured in traffic accident (V16.5)  
 Unspecified pedal cyclist injured in traffic accident (V16.9)

Pedal cyclist injured in collision with fixed or stationary object (V17)  
 Driver injured in nontraffic accident (V17.0)  
 Passenger injured in nontraffic accident (V17.1)  
 Unspecified pedal cyclist injured in nontraffic accident (V17.2)  
 Person injured while boarding or alighting (V17.3)  
 Driver injured in traffic accident (V17.4)  
 Passenger injured in traffic accident (V17.5)  
 Unspecified pedal cyclist injured in traffic accident (V17.9)

Pedal cyclist injured in noncollision transport accident (V18)  
 Driver injured in nontraffic accident (V18.0)  
 Passenger injured in nontraffic accident (V18.1)  
 Unspecified pedal cyclist injured in nontraffic accident (V18.2)  
 Person injured while boarding or alighting (V18.3)  
 Driver injured in traffic accident (V18.4)  
 Passenger injured in traffic accident (V18.5)  
 Unspecified pedal cyclist injured in traffic accident (V18.9)

Pedal cyclist injured in other and unspecified transport accidents (V19)  
 Driver injured in collision with other and unspecified motor vehicles in nontraffic accident (V19.0)  
 Passenger injured in collision with other and unspecified motor vehicles in nontraffic accident (V19.1)  
 Unspecified pedal cyclist injured in collision with other and unspecified motor vehicles in nontraffic accident (V19.2)  
 Pedal cyclist [any] injured in an unspecified nontraffic accident (V19.3)  
 Driver injured in collision with other and unspecified motor vehicles in traffic accident (V19.4)

Passenger injured in collision with other and unspecified motor vehicles in traffic accident (V19.5)  
Unspecified pedal cyclist injured in collision with other and unspecified motor vehicles in traffic accident (V19.6)  
Pedal cyclist [any] injured in other specified transport accidents (V19.8)  
Pedal cyclist [any] injured in unspecified traffic accident (V19.9)

**Motorcycle rider injured in transport accident (V20-V29)**

Motorcycle rider injured in collision with pedestrian or animal (V20)  
Driver injured in nontraffic accident (V20.0)  
Passenger injured in nontraffic accident (V20.1)  
Unspecified motorcycle rider injured in nontraffic accident (V20.2)  
Person injured while boarding or alighting (V20.3)  
Driver injured in traffic accident (V20.4)  
Passenger injured in traffic accident (V20.5)  
Unspecified motorcycle rider injured in traffic accident (V20.9)

Motorcycle rider injured in collision with pedal cycle (V21)  
Driver injured in nontraffic accident (V21.0)  
Passenger injured in nontraffic accident (V21.1)  
Unspecified motorcycle rider injured in nontraffic accident (V21.2)  
Person injured while boarding or alighting (V21.3)  
Driver injured in traffic accident (V21.4)  
Passenger injured in traffic accident (V21.5)  
Unspecified motorcycle rider injured in traffic accident (V21.9)

Motorcycle rider injured in collision with two- or three-wheeled motor vehicle (V22)  
Driver injured in nontraffic accident (V22.0)  
Passenger injured in nontraffic accident (V22.1)  
Unspecified motorcycle rider injured in nontraffic accident (V22.2)  
Person injured while boarding or alighting (V22.3)  
Driver injured in traffic accident (V22.4)  
Passenger injured in traffic accident (V22.5)  
Unspecified motorcycle rider injured in traffic accident (V22.9)

Motorcycle rider injured in collision with car, pickup truck, or van (V23)  
Driver injured in nontraffic accident (V23.0)  
Passenger injured in nontraffic accident (V23.1)  
Unspecified motorcycle rider injured in nontraffic accident (V23.2)  
Person injured while boarding or alighting (V23.3)  
Driver injured in traffic accident (V23.4)  
Passenger injured in traffic accident (V23.5)  
Unspecified motorcycle rider injured in traffic accident (V23.9)

Motorcycle rider injured in collision with heavy transport vehicle or bus (V24)  
Driver injured in nontraffic accident (V24.0)  
Passenger injured in nontraffic accident (V24.1)  
Unspecified motorcycle rider injured in nontraffic accident (V24.2)  
Person injured while boarding or alighting (V24.3)  
Driver injured in traffic accident (V24.4)  
Passenger injured in traffic accident (V24.5)  
Unspecified motorcycle rider injured in traffic accident (V24.9)

Motorcycle rider injured in collision with railway train or railway vehicle (V25)  
Driver injured in nontraffic accident (V25.0)  
Passenger injured in nontraffic accident (V25.1)  
Unspecified motorcycle rider injured in nontraffic accident (V25.2)  
Person injured while boarding or alighting (V25.3)  
Driver injured in traffic accident (V25.4)  
Passenger injured in traffic accident (V25.5)  
Unspecified motorcycle rider injured in traffic accident (V25.9)

Motorcycle rider injured in collision with other nonmotor vehicle (V26)  
Driver injured in nontraffic accident (V26.0)  
Passenger injured in nontraffic accident (V26.1)  
Unspecified motorcycle rider injured in nontraffic accident (V26.2)  
Person injured while boarding or alighting (V26.3)  
Driver injured in traffic accident (V26.4)  
Passenger injured in traffic accident (V26.5)

Unspecified motorcycle rider injured in traffic accident (V26.9)

Motorcycle rider injured in collision with fixed or stationary object (V27)

Driver injured in nontraffic accident (V27.0)

Passenger injured in nontraffic accident (V27.1)

Unspecified motorcycle rider injured in nontraffic accident (V27.2)

Person injured while boarding or alighting (V27.3)

Driver injured in traffic accident (V27.4)

Passenger injured in traffic accident (V27.5)

Unspecified motorcycle rider injured in traffic accident (V27.9)

Motorcycle rider injured in noncollision transport accident (V28)

Driver injured in nontraffic accident (V28.0)

Passenger injured in nontraffic accident (V28.1)

Unspecified motorcycle rider injured in nontraffic accident (V28.2)

Person injured while boarding or alighting (V28.3)

Driver injured in traffic accident (V28.4)

Passenger injured in traffic accident (V28.5)

Unspecified motorcycle rider injured in traffic accident (V28.9)

Motorcycle rider injured in other and unspecified transport accidents (V29)

Driver injured in collision with other and unspecified motor vehicles in nontraffic accident (V29.0)

Passenger injured in collision with other and unspecified motor vehicles in nontraffic accident (V29.1)

Unspecified motorcycle rider injured in collision with other and unspecified motor vehicles in nontraffic accident (V29.2)

Motorcycle rider [any] injured in unspecified nontraffic accident (V29.3)

Driver injured in collision with other and unspecified motor vehicles in traffic accident (V29.4)

Passenger injured in collision with other and unspecified motor vehicles in traffic accident (V29.5)

Unspecified motorcycle rider injured in collision with other and unspecified motor vehicles in traffic accident (V29.6)

Motorcycle rider [any] injured in other specified transport accidents (V29.8)

Motorcycle rider [any] injured in unspecified traffic accident (V29.9)

#### **Occupant of three-wheeled motor vehicle injured in transport accident (V30-V39)**

Occupant of three-wheeled motor vehicle injured in collision with pedestrian or animal (V30)

Driver injured in nontraffic accident (V30.0)

Passenger injured in nontraffic accident (V30.1)

Person on outside of vehicle injured in nontraffic accident (V30.2)

Unspecified occupant of three-wheeled motor vehicle injured in nontraffic accident (V30.3)

Person injured while boarding or alighting (V30.4)

Driver injured in traffic accident (V30.5)

Passenger injured in traffic accident (V30.6)

Person on outside of vehicle injured in traffic accident (V30.7)

Unspecified occupant of three-wheeled motor vehicle injured in traffic accident (V30.9)

Occupant of three-wheeled motor vehicle injured in collision with pedal cycle (V31)

Driver injured in nontraffic accident (V31.0)

Passenger injured in nontraffic accident (V31.1)

Person on outside of vehicle injured in nontraffic accident (V31.2)

Unspecified occupant of three-wheeled motor vehicle injured in nontraffic accident (V31.3)

Person injured while boarding or alighting (V31.4)

Driver injured in traffic accident (V31.5)

Passenger injured in traffic accident (V31.6)

Person on outside of vehicle injured in traffic accident (V31.7)

Unspecified occupant of three-wheeled motor vehicle injured in traffic accident (V31.9)

Occupant of three-wheeled motor vehicle injured in collision with two- or three-wheeled motor vehicle (V32)

Driver injured in nontraffic accident (V32.0)

Passenger injured in nontraffic accident (V32.1)

Person on outside of vehicle injured in nontraffic accident (V32.2)

Unspecified occupant of three-wheeled motor vehicle injured in nontraffic accident (V32.3)

Person injured while boarding or alighting (V32.4)

Driver injured in traffic accident (V32.5)

Passenger injured in traffic accident (V32.6)

Person on outside of vehicle injured in traffic accident (V32.7)  
 Unspecified occupant of three-wheeled motor vehicle injured in traffic accident (V32.9)

Occupant of three-wheeled motor vehicle injured in collision with car, pickup truck, or van (V33)  
 Driver injured in nontraffic accident (V33.0)  
 Passenger injured in nontraffic accident (V33.1)  
 Person on outside of vehicle injured in nontraffic accident (V33.2)  
 Unspecified occupant of three-wheeled motor vehicle injured in nontraffic accident (V33.3)  
 Person injured while boarding or alighting (V33.4)  
 Driver injured in traffic accident (V33.5)  
 Passenger injured in traffic accident (V33.6)  
 Person on outside of vehicle injured in traffic accident (V33.7)  
 Unspecified occupant of three-wheeled motor vehicle injured in traffic accident (V33.9)

Occupant of three-wheeled motor vehicle injured in collision with heavy transport vehicle or bus (V34)  
 Driver injured in nontraffic accident (V34.0)  
 Passenger injured in nontraffic accident (V34.1)  
 Person on outside of vehicle injured in nontraffic accident (V34.2)  
 Unspecified occupant of three-wheeled motor vehicle injured in nontraffic accident (V34.3)  
 Person injured while boarding or alighting (V34.4)  
 Driver injured in traffic accident (V34.5)  
 Passenger injured in traffic accident (V34.6)  
 Person on outside of vehicle injured in traffic accident (V34.7)  
 Unspecified occupant of three-wheeled motor vehicle injured in traffic accident (V34.9)

Occupant of three-wheeled motor vehicle injured in collision with railway train or railway vehicle (V35)  
 Driver injured in nontraffic accident (V35.0)  
 Passenger injured in nontraffic accident (V35.1)  
 Person on outside of vehicle injured in nontraffic accident (V35.2)  
 Unspecified occupant of three-wheeled motor vehicle injured in nontraffic accident (V35.3)  
 Person injured while boarding or alighting (V35.4)  
 Driver injured in traffic accident (V35.5)  
 Passenger injured in traffic accident (V35.6)  
 Person on outside of vehicle injured in traffic accident (V35.7)  
 Unspecified occupant of three-wheeled motor vehicle injured in traffic accident (V35.9)

Occupant of three-wheeled motor vehicle injured in collision with other nonmotor vehicle (V36)  
 Driver injured in nontraffic accident (V36.0)  
 Passenger injured in nontraffic accident (V36.1)  
 Person on outside of vehicle injured in nontraffic accident (V36.2)  
 Unspecified occupant of three-wheeled motor vehicle injured in nontraffic accident (V36.3)  
 Person injured while boarding or alighting (V36.4)  
 Driver injured in traffic accident (V36.5)  
 Passenger injured in traffic accident (V36.6)  
 Person on outside of vehicle injured in traffic accident (V36.7)  
 Unspecified occupant of three-wheeled motor vehicle injured in traffic accident (V36.9)

Occupant of three-wheeled motor vehicle injured in collision with fixed or stationary object (V37)  
 Driver injured in nontraffic accident (V37.0)  
 Passenger injured in nontraffic accident (V37.1)  
 Person on outside of vehicle injured in nontraffic accident (V37.2)  
 Unspecified occupant of three-wheeled motor vehicle injured in nontraffic accident (V37.3)  
 Person injured while boarding or alighting (V37.4)  
 Driver injured in traffic accident (V37.5)  
 Passenger injured in traffic accident (V37.6)  
 Person on outside of vehicle injured in traffic accident (V37.7)  
 Unspecified occupant of three-wheeled motor vehicle injured in traffic accident (V37.9)

Occupant of three-wheeled motor vehicle injured in noncollision transport accident (V38)  
 Driver injured in nontraffic accident (V38.0)  
 Passenger injured in nontraffic accident (V38.1)  
 Person on outside of vehicle injured in nontraffic accident (V38.2)  
 Unspecified occupant of three-wheeled motor vehicle injured in nontraffic accident (V38.3)  
 Person injured while boarding or alighting (V38.4)  
 Driver injured in traffic accident (V38.5)  
 Passenger injured in traffic accident (V38.6)

Person on outside of vehicle injured in traffic accident (V38.7)  
Unspecified occupant of three-wheeled motor vehicle injured in traffic accident (V38.9)

Occupant of three-wheeled motor vehicle injured in other and unspecified transport accidents (V39)  
Driver injured in collision with other and unspecified motor vehicles in nontraffic accident (V39.0)  
Passenger injured in collision with other and unspecified motor vehicles in nontraffic accident (V39.1)  
Unspecified occupant of three-wheeled motor vehicle injured in collision with other and unspecified motor vehicles in nontraffic accident (V39.2)  
Occupant [any] of three-wheeled motor vehicle injured in unspecified nontraffic accident (V39.3)  
Driver injured in collision with other and unspecified motor vehicles in traffic accident (V39.4)  
Passenger injured in collision with other and unspecified motor vehicles in traffic accident (V39.5)  
Unspecified occupant of three-wheeled motor vehicle injured in collision with other and unspecified motor vehicles in traffic accident (V39.6)  
Occupant [any] of three-wheeled motor vehicle injured in other specified transport accidents (V39.8)  
Occupant [any] of three-wheeled motor vehicle injured in unspecified traffic accident (V39.9)

**Car occupant injured in transport accident (V40-V49)**

Car occupant injured in collision with pedestrian or animal (V40)  
Driver injured in nontraffic accident (V40.0)  
Passenger injured in nontraffic accident (V40.1)  
Person on outside of vehicle injured in nontraffic accident (V40.2)  
Unspecified car occupant injured in nontraffic accident (V40.3)  
Person injured while boarding or alighting (V40.4)  
Driver injured in traffic accident (V40.5)  
Passenger injured in traffic accident (V40.6)  
Person on outside of vehicle injured in traffic accident (V40.7)  
Unspecified car occupant injured in traffic accident (V40.9)

Car occupant injured in collision with pedal cycle (V41)  
Driver injured in nontraffic accident (V41.0)  
Passenger injured in nontraffic accident (V41.1)  
Person on outside of vehicle injured in nontraffic accident (V41.2)  
Unspecified car occupant injured in nontraffic accident (V41.3)  
Person injured while boarding or alighting (V41.4)  
Driver injured in traffic accident (V41.5)  
Passenger injured in traffic accident (V41.6)  
Person on outside of vehicle injured in traffic accident (V41.7)  
Unspecified car occupant injured in traffic accident (V41.9)

Car occupant injured in collision with two- or three-wheeled motor vehicle (V42)  
Driver injured in nontraffic accident (V42.0)  
Passenger injured in nontraffic accident (V42.1)  
Person on outside of vehicle injured in nontraffic accident (V42.2)  
Unspecified car occupant injured in nontraffic accident (V42.3)  
Person injured while boarding or alighting (V42.4)  
Driver injured in traffic accident (V42.5)  
Passenger injured in traffic accident (V42.6)  
Person on outside of vehicle injured in traffic accident (V42.7)  
Unspecified car occupant injured in traffic accident (V42.9)

Car occupant injured in collision with car, pickup truck, or van (V43)  
Driver injured in nontraffic accident (V43.0)  
Passenger injured in nontraffic accident (V43.1)  
Person on outside of vehicle injured in nontraffic accident (V43.2)  
Unspecified car occupant injured in nontraffic accident (V43.3)  
Person injured while boarding or alighting (V43.4)  
Driver injured in traffic accident (V43.5)  
Passenger injured in traffic accident (V43.6)  
Person on outside of vehicle injured in traffic accident (V43.7)  
Unspecified car occupant injured in traffic accident (V43.9)

Car occupant injured in collision with heavy transport vehicle or bus (V44)

Driver injured in nontraffic accident (V44.0)  
 Passenger injured in nontraffic accident (V44.1)  
 Person on outside of vehicle injured in nontraffic accident (V44.2)  
 Unspecified car occupant injured in nontraffic accident (V44.3)  
 Person injured while boarding or alighting (V44.4)  
 Driver injured in traffic accident (V44.5)  
 Passenger injured in traffic accident (V44.6)  
 Person on outside of vehicle injured in traffic accident (V44.7)  
 Unspecified car occupant injured in traffic accident (V44.9)

Car occupant injured in collision with railway train or railway vehicle (V45)  
 Driver injured in nontraffic accident (V45.0)  
 Passenger injured in nontraffic accident (V45.1)  
 Person on outside of vehicle injured in nontraffic accident (V45.2)  
 Unspecified car occupant injured in nontraffic accident (V45.3)  
 Person injured while boarding or alighting (V45.4)  
 Driver injured in traffic accident (V45.5)  
 Passenger injured in traffic accident (V45.6)  
 Person on outside of vehicle injured in traffic accident (V45.7)  
 Unspecified car occupant injured in traffic accident (V45.9)

Car occupant injured in collision with other nonmotor vehicle (V46)  
 Driver injured in nontraffic accident (V46.0)  
 Passenger injured in nontraffic accident (V46.1)  
 Person on outside of vehicle injured in nontraffic accident (V46.2)  
 Unspecified car occupant injured in nontraffic accident (V46.3)  
 Person injured while boarding or alighting (V46.4)  
 Driver injured in traffic accident (V46.5)  
 Passenger injured in traffic accident (V46.6)  
 Person on outside of vehicle injured in traffic accident (V46.7)  
 Unspecified car occupant injured in traffic accident (V46.9)

Car occupant injured in collision with fixed or stationary object (V47)  
 Driver injured in nontraffic accident (V47.0)  
 Passenger injured in nontraffic accident (V47.1)  
 Person on outside of vehicle injured in nontraffic accident (V47.2)  
 Unspecified car occupant injured in nontraffic accident (V47.3)  
 Person injured while boarding or alighting (V47.4)  
 Driver injured in traffic accident (V47.5)  
 Passenger injured in traffic accident (V47.6)  
 Person on outside of vehicle injured in traffic accident (V47.7)  
 Unspecified car occupant injured in traffic accident (V47.9)

Car occupant injured in noncollision transport accident (V48)  
 Driver injured in nontraffic accident (V48.0)  
 Passenger injured in nontraffic accident (V48.1)  
 Person on outside of vehicle injured in nontraffic accident (V48.2)  
 Unspecified car occupant injured in nontraffic accident (V48.3)  
 Person injured while boarding or alighting (V48.4)  
 Driver injured in traffic accident (V48.5)  
 Passenger injured in traffic accident (V48.6)  
 Person on outside of vehicle injured in traffic accident (V48.7)  
 Unspecified car occupant injured in traffic accident (V48.9)

Car occupant injured in other and unspecified transport accidents (V49)  
 Driver injured in collision with other and unspecified motor vehicles in nontraffic accident (V49.0)  
 Passenger injured in collision with other and unspecified motor vehicles in nontraffic accident (V49.1)  
 Unspecified car occupant injured in collision with other and unspecified motor vehicles in nontraffic accident (V49.2)  
 Car occupant [any] injured in unspecified nontraffic accident (V49.3)  
 Driver injured in collision with other and unspecified motor vehicles in traffic accident (V49.4)  
 Passenger injured in collision with other and unspecified motor vehicles in traffic accident (V49.5)  
 Unspecified car occupant injured in collision with other and unspecified motor vehicles in traffic accident (V49.6)  
 Car occupant [any] injured in other specified transport accidents (V49.8)  
 Car occupant [any] injured in unspecified traffic accident (V49.9)

## Occupant of pickup truck or van injured in transport accident (V50-V59)

Occupant of pickup truck or van injured in collision with pedestrian or animal (V50)

- Driver injured in nontraffic accident (V50.0)
- Passenger injured in nontraffic accident (V50.1)
- Person on outside of vehicle injured in nontraffic accident (V50.2)
- Unspecified occupant of pickup truck or van injured in nontraffic accident (V50.3)
- Person injured while boarding or alighting (V50.4)
- Driver injured in traffic accident (V50.5)
- Passenger injured in traffic accident (V50.6)
- Person on outside of vehicle injured in traffic accident (V50.7)
- Unspecified occupant of pickup truck or van injured in traffic accident (V50.9)

Occupant of pickup truck or van injured in collision with pedal cycle (V51)

- Driver injured in nontraffic accident (V51.0)
- Passenger injured in nontraffic accident (V51.1)
- Person on outside of vehicle injured in nontraffic accident (V51.2)
- Unspecified occupant of pickup truck or van injured in nontraffic accident (V51.3)
- Person injured while boarding or alighting (V51.4)
- Driver injured in traffic accident (V51.5)
- Passenger injured in traffic accident (V51.6)
- Person on outside of vehicle injured in traffic accident (V51.7)
- Unspecified occupant of pickup truck or van injured in traffic accident (V51.9)

Occupant of pickup truck or van injured in collision with two- or three-wheeled motor vehicle (V52)

- Driver injured in nontraffic accident (V52.0)
- Passenger injured in nontraffic accident (V52.1)
- Person on outside of vehicle injured in nontraffic accident (V52.2)
- Unspecified occupant of pickup truck or van injured in nontraffic accident (V52.3)
- Person injured while boarding or alighting (V52.4)
- Driver injured in traffic accident (V52.5)
- Passenger injured in traffic accident (V52.6)
- Person on outside of vehicle injured in traffic accident (V52.7)
- Unspecified occupant of pickup truck or van injured in traffic accident (V52.9)

Occupant of pickup truck or van injured in collision with car, pickup truck, or van (V53)

- Driver injured in nontraffic accident (V53.0)
- Passenger injured in nontraffic accident (V53.1)
- Person on outside of vehicle injured in nontraffic accident (V53.2)
- Unspecified occupant of pickup truck or van injured in nontraffic accident (V53.3)
- Person injured while boarding or alighting (V53.4)
- Driver injured in traffic accident (V53.5)
- Passenger injured in traffic accident (V53.6)
- Person on outside of vehicle injured in traffic accident (V53.7)
- Unspecified occupant of pickup truck or van injured in traffic accident (V53.9)

Occupant of pickup truck or van injured in collision with heavy transport vehicle or bus (V54)

- Driver injured in nontraffic accident (V54.0)
- Passenger injured in nontraffic accident (V54.1)
- Person on outside of vehicle injured in nontraffic accident (V54.2)
- Unspecified occupant of pickup truck or van injured in nontraffic accident (V54.3)
- Person injured while boarding or alighting (V54.4)
- Driver injured in traffic accident (V54.5)
- Passenger injured in traffic accident (V54.6)
- Person on outside of vehicle injured in traffic accident (V54.7)
- Unspecified occupant of pickup truck or van injured in traffic accident (V54.9)

Occupant of pickup truck or van injured in collision with railway train or railway vehicle (V55)

- Driver injured in nontraffic accident (V55.0)
- Passenger injured in nontraffic accident (V55.1)
- Person on outside of vehicle injured in nontraffic accident (V55.2)
- Unspecified occupant of pickup truck or van injured in nontraffic accident (V55.3)
- Person injured while boarding or alighting (V55.4)
- Driver injured in traffic accident (V55.5)
- Passenger injured in traffic accident (V55.6)
- Person on outside of vehicle injured in traffic accident (V55.7)
- Unspecified occupant of pickup truck or van injured in traffic accident (V55.9)

Occupant of pickup truck or van injured in collision with other nonmotor vehicle (V56)

Driver injured in nontraffic accident (V56.0)

Passenger injured in nontraffic accident (V56.1)

Person on outside of vehicle injured in nontraffic accident (V56.2)

Unspecified occupant of pickup truck or van injured in nontraffic accident (V56.3)

Person injured while boarding or alighting (V56.4)

Driver injured in traffic accident (V56.5)

Passenger injured in traffic accident (V56.6)

Person on outside of vehicle injured in traffic accident (V56.7)

Unspecified occupant of pickup truck or van injured in traffic accident (V56.9)

Occupant of pickup truck or van injured in collision with fixed or stationary object (V57)

Driver injured in nontraffic accident (V57.0)

Passenger injured in nontraffic accident (V57.1)

Person on outside of vehicle injured in nontraffic accident (V57.2)

Unspecified occupant of pickup truck or van injured in nontraffic accident (V57.3)

Person injured while boarding or alighting (V57.4)

Driver injured in traffic accident (V57.5)

Passenger injured in traffic accident (V57.6)

Person on outside of vehicle injured in traffic accident (V57.7)

Unspecified occupant of pickup truck or van injured in traffic accident (V57.9)

Occupant of pickup truck or van injured in noncollision transport accident (V58)

Driver injured in nontraffic accident (V58.0)

Passenger injured in nontraffic accident (V58.1)

Person on outside of vehicle injured in nontraffic accident (V58.2)

Unspecified occupant of pickup truck or van injured in nontraffic accident (V58.3)

Person injured while boarding or alighting (V58.4)

Driver injured in traffic accident (V58.5)

Passenger injured in traffic accident (V58.6)

Person on outside of vehicle injured in traffic accident (V58.7)

Unspecified occupant of pickup truck or van injured in traffic accident (V58.9)

Occupant of pickup truck or van injured in other and unspecified transport accidents (V59)

Driver injured in collision with other and unspecified motor vehicles in nontraffic accident (V59.0)

Passenger injured in collision with other and unspecified motor vehicles in nontraffic accident (V59.1)

Unspecified occupant of pickup truck or van injured in collision with other and unspecified motor vehicles in nontraffic accident (V59.2)

Occupant [any] of pickup truck or van injured in unspecified nontraffic accident (V59.3)

Driver injured in collision with other and unspecified motor vehicles in traffic accident (V59.4)

Passenger injured in collision with other and unspecified motor vehicles in traffic accident (V59.5)

Unspecified occupant of pickup truck or van injured in collision with other and unspecified motor vehicles in traffic accident (V59.6)

Occupant [any] of pickup truck or van injured in other specified transport accidents (V59.8)

Occupant [any] of pickup truck or van injured in unspecified traffic accident (V59.9)

#### **Occupant of heavy transport vehicle injured in transport accident (V60-V69)**

Occupant of heavy transport vehicle injured in collision with pedestrian or animal (V60)

Driver injured in nontraffic accident (V60.0)

Passenger injured in nontraffic accident (V60.1)

Person on outside of vehicle injured in nontraffic accident (V60.2)

Unspecified occupant of heavy transport vehicle injured in nontraffic accident (V60.3)

Person injured while boarding or alighting (V60.4)

Driver injured in traffic accident (V60.5)

Passenger injured in traffic accident (V60.6)

Person on outside of vehicle injured in traffic accident (V60.7)

Unspecified occupant of heavy transport vehicle injured in traffic accident (V60.9)

Occupant of heavy transport vehicle injured in collision with pedal cycle (V61)

Driver injured in nontraffic accident (V61.0)

Passenger injured in nontraffic accident (V61.1)

Person on outside of vehicle injured in nontraffic accident (V61.2)

Unspecified occupant of heavy transport vehicle injured in nontraffic accident (V61.3)

Person injured while boarding or alighting (V61.4)

Driver injured in traffic accident (V61.5)



Passenger injured in traffic accident (V61.6)  
 Person on outside of vehicle injured in traffic accident (V61.7)  
 Unspecified occupant of heavy transport vehicle injured in traffic accident (V61.9)

Occupant of heavy transport vehicle injured in collision with two- or three-wheeled motor vehicle (V62)  
 Driver injured in nontraffic accident (V62.0)  
 Passenger injured in nontraffic accident (V62.1)  
 Person on outside of vehicle injured in nontraffic accident (V62.2)  
 Unspecified occupant of heavy transport vehicle injured in nontraffic accident (V62.3)  
 Person injured while boarding or alighting (V62.4)  
 Driver injured in traffic accident (V62.5)  
 Passenger injured in traffic accident (V62.6)  
 Person on outside of vehicle injured in traffic accident (V62.7)  
 Unspecified occupant of heavy transport vehicle injured in traffic accident (V62.9)

Occupant of heavy transport vehicle injured in collision with car, pickup truck, or van (V63)  
 Driver injured in nontraffic accident (V63.0)  
 Passenger injured in nontraffic accident (V63.1)  
 Person on outside of vehicle injured in nontraffic accident (V63.2)  
 Unspecified occupant of heavy transport vehicle injured in nontraffic accident (V63.3)  
 Person injured while boarding or alighting (V63.4)  
 Driver injured in traffic accident (V63.5)  
 Passenger injured in traffic accident (V63.6)  
 Person on outside of vehicle injured in traffic accident (V63.7)  
 Unspecified occupant of heavy transport vehicle injured in traffic accident (V63.9)

Occupant of heavy transport vehicle injured in collision with heavy transport vehicle or bus (V64)  
 Driver injured in nontraffic accident (V64.0)  
 Passenger injured in nontraffic accident (V64.1)  
 Person on outside of vehicle injured in nontraffic accident (V64.2)  
 Unspecified occupant of heavy transport vehicle injured in nontraffic accident (V64.3)  
 Person injured while boarding or alighting (V64.4)  
 Driver injured in traffic accident (V64.5)  
 Passenger injured in traffic accident (V64.6)  
 Person on outside of vehicle injured in traffic accident (V64.7)  
 Unspecified occupant of heavy transport vehicle injured in traffic accident (V64.9)

Occupant of heavy transport vehicle injured in collision with railway train or railway vehicle (V65)  
 Driver injured in nontraffic accident (V65.0)  
 Passenger injured in nontraffic accident (V65.1)  
 Person on outside of vehicle injured in nontraffic accident (V65.2)  
 Unspecified occupant of heavy transport vehicle injured in nontraffic accident (V65.3)  
 Person injured while boarding or alighting (V65.4)  
 Driver injured in traffic accident (V65.5)  
 Passenger injured in traffic accident (V65.6)  
 Person on outside of vehicle injured in traffic accident (V65.7)  
 Unspecified occupant of heavy transport vehicle injured in traffic accident (V65.9)

Occupant of heavy transport vehicle injured in collision with other nonmotor vehicle (V66)  
 Driver injured in nontraffic accident (V66.0)  
 Passenger injured in nontraffic accident (V66.1)  
 Person on outside of vehicle injured in nontraffic accident (V66.2)  
 Unspecified occupant of heavy transport vehicle injured in nontraffic accident (V66.3)  
 Person injured while boarding or alighting (V66.4)  
 Driver injured in traffic accident (V66.5)  
 Passenger injured in traffic accident (V66.6)  
 Person on outside of vehicle injured in traffic accident (V66.7)  
 Unspecified occupant of heavy transport vehicle injured in traffic accident (V66.9)

Occupant of heavy transport vehicle injured in collision with fixed or stationary object (V67)  
 Driver injured in nontraffic accident (V67.0)  
 Passenger injured in nontraffic accident (V67.1)  
 Person on outside of vehicle injured in nontraffic accident (V67.2)  
 Unspecified occupant of heavy transport vehicle injured in nontraffic accident (V67.3)  
 Person injured while boarding or alighting (V67.4)  
 Driver injured in traffic accident (V67.5)  
 Passenger injured in traffic accident (V67.6)

Person on outside of vehicle injured in traffic accident (V67.7)  
Unspecified occupant of heavy transport vehicle injured in traffic accident (V67.9)

Occupant of heavy transport vehicle injured in noncollision transport accident (V68)  
Driver injured in nontraffic accident (V68.0)  
Passenger injured in nontraffic accident (V68.1)  
Person on outside of vehicle injured in nontraffic accident (V68.2)  
Unspecified occupant of heavy transport vehicle injured in nontraffic accident (V68.3)  
Person injured while boarding or alighting (V68.4)  
Driver injured in traffic accident (V68.5)  
Passenger injured in traffic accident (V68.6)  
Person on outside of vehicle injured in traffic accident (V68.7)  
Unspecified occupant of heavy transport vehicle injured in traffic accident (V68.9)

Occupant of heavy transport vehicle injured in other and unspecified transport accidents (V69)  
Driver injured in collision with other and unspecified motor vehicles in nontraffic accident (V69.0)  
Passenger injured in collision with other and unspecified motor vehicles in nontraffic accident (V69.1)  
Unspecified occupant of heavy transport vehicle injured in collision with other and unspecified motor vehicles in nontraffic accident (V69.2)  
Occupant [any] of heavy transport vehicle injured in unspecified nontraffic accident (V69.3)  
Driver injured in collision with other and unspecified motor vehicles in traffic accident (V69.4)  
Passenger injured in collision with other and unspecified motor vehicles in traffic accident (V69.5)  
Unspecified occupant of heavy transport vehicle injured in collision with other and unspecified motor vehicles in traffic accident (V69.6)  
Occupant [any] of heavy transport vehicle injured in other specified transport accidents (V69.8)  
Occupant [any] of heavy transport vehicle injured in unspecified traffic accident (V69.9)

**Bus occupant injured in transport accident (V70-V79)**

Bus occupant injured in collision with pedestrian or animal (V70)  
Driver injured in nontraffic accident (V70.0)  
Passenger injured in nontraffic accident (V70.1)  
Person on outside of vehicle injured in nontraffic accident (V70.2)  
Unspecified bus occupant injured in nontraffic accident (V70.3)  
Person injured while boarding or alighting (V70.4)  
Driver injured in traffic accident (V70.5)  
Passenger injured in traffic accident (V70.6)  
Person on outside of vehicle injured in traffic accident (V70.7)  
Unspecified bus occupant injured in traffic accident (V70.9)

Bus occupant injured in collision with pedal cycle (V71)  
Driver injured in nontraffic accident (V71.0)  
Passenger injured in nontraffic accident (V71.1)  
Person on outside of vehicle injured in nontraffic accident (V71.2)  
Unspecified bus occupant injured in nontraffic accident (V71.3)  
Person injured while boarding or alighting (V71.4)  
Driver injured in traffic accident (V71.5)  
Passenger injured in traffic accident (V71.6)  
Person on outside of vehicle injured in traffic accident (V71.7)  
Unspecified bus occupant injured in traffic accident (V71.9)

Bus occupant injured in collision with two- or three-wheeled motor vehicle (V72)  
Driver injured in nontraffic accident (V72.0)  
Passenger injured in nontraffic accident (V72.1)  
Person on outside of vehicle injured in nontraffic accident (V72.2)  
Unspecified bus occupant injured in nontraffic accident (V72.3)  
Person injured while boarding or alighting (V72.4)  
Driver injured in traffic accident (V72.5)  
Passenger injured in traffic accident (V72.6)  
Person on outside of vehicle injured in traffic accident (V72.7)  
Unspecified bus occupant injured in traffic accident (V72.9)

Bus occupant injured in collision with car, pickup truck, or van (V73)  
Driver injured in nontraffic accident (V73.0)  
Passenger injured in nontraffic accident (V73.1)

Person on outside of vehicle injured in nontraffic accident (V73.2)  
 Unspecified bus occupant injured in nontraffic accident (V73.3)  
 Person injured while boarding or alighting (V73.4)  
 Driver injured in traffic accident (V73.5)  
 Passenger injured in traffic accident (V73.6)  
 Person on outside of vehicle injured in traffic accident (V73.7)  
 Unspecified bus occupant injured in traffic accident (V73.9)

Bus occupant injured in collision with heavy transport vehicle or bus (V74)  
 Driver injured in nontraffic accident (V74.0)  
 Passenger injured in nontraffic accident (V74.1)  
 Person on outside of vehicle injured in nontraffic accident (V74.2)  
 Unspecified bus occupant injured in nontraffic accident (V74.3)  
 Person injured while boarding or alighting (V74.4)  
 Driver injured in traffic accident (V74.5)  
 Passenger injured in traffic accident (V74.6)  
 Person on outside of vehicle injured in traffic accident (V74.7)  
 Unspecified bus occupant injured in traffic accident (V74.9)

Bus occupant injured in collision with railway train or railway vehicle (V75)  
 Driver injured in nontraffic accident (V75.0)  
 Passenger injured in nontraffic accident (V75.1)  
 Person on outside of vehicle injured in nontraffic accident (V75.2)  
 Unspecified bus occupant injured in nontraffic accident (V75.3)  
 Person injured while boarding or alighting (V75.4)  
 Driver injured in traffic accident (V75.5)  
 Passenger injured in traffic accident (V75.6)  
 Person on outside of vehicle injured in traffic accident (V75.7)  
 Unspecified bus occupant injured in traffic accident (V75.9)

Bus occupant injured in collision with other nonmotor vehicle (V76)  
 Driver injured in nontraffic accident (V76.0)  
 Passenger injured in nontraffic accident (V76.1)  
 Person on outside of vehicle injured in nontraffic accident (V76.2)  
 Unspecified bus occupant injured in nontraffic accident (V76.3)  
 Person injured while boarding or alighting (V76.4)  
 Driver injured in traffic accident (V76.5)  
 Passenger injured in traffic accident (V76.6)  
 Person on outside of vehicle injured in traffic accident (V76.7)  
 Unspecified bus occupant injured in traffic accident (V76.9)

Bus occupant injured in collision with fixed or stationary object (V77)  
 Driver injured in nontraffic accident (V77.0)  
 Passenger injured in nontraffic accident (V77.1)  
 Person on outside of vehicle injured in nontraffic accident (V77.2)  
 Unspecified bus occupant injured in nontraffic accident (V77.3)  
 Person injured while boarding or alighting (V77.4)  
 Driver injured in traffic accident (V77.5)  
 Passenger injured in traffic accident (V77.6)  
 Person on outside of vehicle injured in traffic accident (V77.7)  
 Unspecified bus occupant injured in traffic accident (V77.9)

Bus occupant injured in noncollision transport accident (V78)  
 Driver injured in nontraffic accident (V78.0)  
 Passenger injured in nontraffic accident (V78.1)  
 Person on outside of vehicle injured in nontraffic accident (V78.2)  
 Unspecified bus occupant injured in nontraffic accident (V78.3)  
 Person injured while boarding or alighting (V78.4)  
 Driver injured in traffic accident (V78.5)  
 Passenger injured in traffic accident (V78.6)  
 Person on outside of vehicle injured in traffic accident (V78.7)  
 Unspecified bus occupant injured in traffic accident (V78.9)

Bus occupant injured in other and unspecified transport accidents (V79)  
 Driver injured in collision with other and unspecified motor vehicles in nontraffic accident (V79.0)  
 Passenger injured in collision with other and unspecified motor vehicles in nontraffic accident (V79.1)  
 Unspecified bus occupant injured in collision with other and unspecified motor vehicles in nontraffic accident (V79.2)

Bus occupant [any] injured in unspecified nontraffic accident (V79.3)  
Driver injured in collision with other and unspecified motor vehicles in traffic accident (V79.4)  
Passenger injured in collision with other and unspecified motor vehicles in traffic accident (V79.5)  
Unspecified bus occupant injured in collision with other and unspecified motor vehicles in traffic accident (V79.6)  
Bus occupant [any] injured in other specified transport accidents (V79.8)  
Bus occupant [any] injured in unspecified traffic accident (V79.9)

**Other land transport accidents (V80-V89)**

Animal-rider or occupant of animal-drawn vehicle injured in transport accident (V80)  
Rider or occupant injured by fall from or being thrown from animal or animal-drawn vehicle in noncollision accident (V80.0)  
Rider or occupant injured in collision with pedestrian or animal (V80.1)  
Rider or occupant injured in collision with pedal cycle (V80.2)  
Rider or occupant injured in collision with two- or three-wheeled motor vehicle (V80.3)  
Rider or occupant injured in collision with car, pickup truck, van, heavy transport vehicle, or bus (V80.4)  
Rider or occupant injured in collision with other specified motor vehicle (V80.5)  
Rider or occupant injured in collision with railway train or railway vehicle (V80.6)  
Rider or occupant injured in collision with other nonmotor vehicle (V80.7)  
Rider or occupant injured in collision with fixed or stationary object (V80.8)  
Rider or occupant injured in other and unspecified transport accidents (V80.9)

Occupant of railway train or railway vehicle injured in transport accident (V81)  
Occupant of railway train or railway vehicle injured in collision with motor vehicle in nontraffic accident (V81.0)  
Occupant of railway train or railway vehicle injured in collision with motor vehicle in traffic accident (V81.1)  
Occupant of railway train or railway vehicle injured in collision with or hit by rolling stock (V81.2)  
Occupant of railway train or railway vehicle injured in collision with other object (V81.3)  
Person injured while boarding or alighting from railway train or railway vehicle (V81.4)  
Occupant of railway train or railway vehicle injured by fall in railway train or railway vehicle (V81.5)  
Occupant of railway train or railway vehicle injured by fall from railway train or railway vehicle (V81.6)  
Occupant of railway train or railway vehicle injured in derailment without antecedent collision (V81.7)  
Occupant of railway train or railway vehicle injured in other specified railway accidents (V81.8)  
Occupant of railway train or railway vehicle injured in unspecified railway accident (V81.9)

Occupant of streetcar injured in transport accident (V82)  
Occupant of streetcar injured in collision with motor vehicle in nontraffic accident (V82.0)  
Occupant of streetcar injured in collision with motor vehicle in traffic accident (V82.1)  
Occupant of streetcar injured in collision with or hit by rolling stock (V82.2)  
Occupant of streetcar injured in collision with other object (V82.3)  
Person injured while boarding or alighting from streetcar (V82.4)  
Occupant of streetcar injured by fall in streetcar (V82.5)  
Occupant of streetcar injured by fall from streetcar (V82.6)  
Occupant of streetcar injured in derailment without antecedent collision (V82.7)  
Occupant of streetcar injured in other specified transport accidents (V82.8)  
Occupant of streetcar injured in unspecified traffic accident (V82.9)

Occupant of special vehicle mainly used on industrial premises injured in transport accident (V83)  
Driver of special industrial vehicle injured in traffic accident (V83.0)  
Passenger of special industrial vehicle injured in traffic accident (V83.1)  
Person on outside of special industrial vehicle injured in traffic accident (V83.2)  
Unspecified occupant of special industrial vehicle injured in traffic accident (V83.3)  
Person injured while boarding or alighting from special industrial vehicle (V83.4)  
Driver of special industrial vehicle injured in nontraffic accident (V83.5)  
Passenger of special industrial vehicle injured in nontraffic accident (V83.6)  
Person on outside of special industrial vehicle injured in nontraffic accident (V83.7)  
Unspecified occupant of special industrial vehicle injured in nontraffic accident (V83.9)

Occupant of special vehicle mainly used in agriculture injured in transport accident (V84)

Driver of special agricultural vehicle injured in traffic accident (V84.0)  
 Passenger of special agricultural vehicle injured in traffic accident (V84.1)  
 Person on outside of special agricultural vehicle injured in traffic accident (V84.2)  
 Unspecified occupant of special agricultural vehicle injured in traffic accident (V84.3)  
 Person injured while boarding or alighting from special agricultural vehicle (V84.4)  
 Driver of special agricultural vehicle injured in nontraffic accident (V84.5)  
 Passenger of special agricultural vehicle injured in nontraffic accident (V84.6)  
 Person on outside of special agricultural vehicle injured in nontraffic accident (V84.7)  
 Unspecified occupant of special agricultural vehicle injured in nontraffic accident (V84.9)

Occupant of special construction vehicle injured in transport accident (V85)  
 Driver of special construction vehicle injured in traffic accident (V85.0)  
 Passenger of special construction vehicle injured in traffic accident (V85.1)  
 Person on outside of special construction vehicle injured in traffic accident (V85.2)  
 Unspecified occupant of special construction vehicle injured in traffic accident (V85.3)  
 Person injured while boarding or alighting from special construction vehicle (V85.4)  
 Driver of special construction vehicle injured in nontraffic accident (V85.5)  
 Passenger of special construction vehicle injured in nontraffic accident (V85.6)  
 Person on outside of special construction vehicle injured in nontraffic accident (V85.7)  
 Unspecified occupant of special construction vehicle injured in nontraffic accident (V85.9)

Occupant of special all-terrain or other motor vehicle designed primarily for off-road use, injured in transport accident (V86)  
 Driver of all-terrain or other off-road motor vehicle injured in traffic accident (V86.0)  
 Passenger of all-terrain or other off-road motor vehicle injured in traffic accident (V86.1)  
 Person on outside of all-terrain or other off-road motor vehicle injured in traffic accident (V86.2)  
 Unspecified occupant of all-terrain or other off-road motor vehicles injured in traffic accident (V86.3)  
 Person injured while boarding or alighting from all-terrain or other off-road motor vehicle (V86.4)  
 Driver of all-terrain or other off-road motor vehicle injured in nontraffic accident (V86.5)  
 Passenger of all-terrain or other off-road motor vehicle injured in nontraffic accident (V86.6)  
 Person on outside of all-terrain or other off-road motor vehicle injured in nontraffic accident (V86.7)  
 Unspecified occupant of all-terrain or other off-road motor vehicle injured in nontraffic accident (V86.9)

Traffic accident of specified type but victim's mode of transport unknown (V87)  
 Person injured in collision between car and two- or three-wheeled motor vehicle (traffic) (V87.0)  
 Person injured in collision between other motor vehicle and two- or three-wheeled motor vehicle (traffic) (V87.1)  
 Person injured in collision between car and pickup truck or van (traffic) (V87.2)  
 Person injured in collision between car and bus (traffic) (V87.3)  
 Person injured in collision between car and heavy transport vehicle (traffic) (V87.4)  
 Person injured in collision between heavy transport vehicle and bus (traffic) (V87.5)  
 Person injured in collision between railway train or railway vehicle and car (traffic) (V87.6)  
 Person injured in collision between other specified motor vehicles (traffic) (V87.7)  
 Person injured in other specified noncollision transport accidents involving motor vehicle (traffic) (V87.8)  
 Person injured in other specified (collision) (noncollision) transport accidents involving nonmotorvehicle (traffic) (V87.9)

Nontraffic accident of specified type but victim's mode of transport unknown (V88)  
 Person injured in collision between car and two- or three-wheeled motor vehicle, nontraffic (V88.0)  
 Person injured in collision between other motor vehicle and two- or three-wheeled motor vehicle, nontraffic (V88.1)  
 Person injured in collision between car and pickup truck or van, nontraffic (V88.2)  
 Person injured in collision between car and bus, nontraffic (V88.3)  
 Person injured in collision between car and heavy transport vehicle, nontraffic (V88.4)  
 Person injured in collision between heavy transport vehicle and bus, nontraffic (V88.5)  
 Person injured in collision between railway train or railway vehicle and car, nontraffic (V88.6)  
 Person injured in collision between other specified motor vehicles, nontraffic (V88.7)  
 Person injured in other specified noncollision transport accidents involving motor vehicle, nontraffic (V88.8)  
 Person injured in other specified (collision) (noncollision) transport accidents involving nonmotorvehicle, nontraffic (V88.9)

Motor- or nonmotor-vehicle accident, type of vehicle unspecified (V89)  
Person injured in unspecified motor-vehicle accident, nontraffic (V89.0)  
Person injured in unspecified nonmotor-vehicle accident, nontraffic (V89.1)  
Person injured in unspecified motor-vehicle accident, traffic (V89.2)  
Person injured in unspecified nonmotor-vehicle accident, traffic (V89.3)  
Person injured in unspecified vehicle accident (V89.9)

**Water transport accidents (V90-V94)**

Accident to watercraft causing drowning and submersion (V90)

Merchant ship (V90.0)  
Passenger ship (V90.1)  
Fishing boat (V90.2)  
Other powered watercraft (V90.3)  
Sailboat (V90.4)  
Canoe or kayak (V90.5)  
Inflatable craft (nonpowered) (V90.6)  
Water-skis (V90.7)  
Other unpowered watercraft (V90.8)  
Unspecified watercraft (V90.9)

Accident to watercraft causing other injury (V91)

Merchant ship (V91.0)  
Passenger ship (V91.1)  
Fishing boat (V91.2)  
Other powered watercraft (V91.3)  
Sailboat (V91.4)  
Canoe or kayak (V91.5)  
Inflatable craft (nonpowered) (V91.6)  
Water-skis (V91.7)  
Other unpowered watercraft (V91.8)  
Unspecified watercraft (V91.9)

Water-transport-related drowning and submersion without accident to watercraft (V92)

Merchant ship (V92.0)  
Passenger ship (V92.1)  
Fishing boat (V92.2)  
Other powered watercraft (V92.3)  
Sailboat (V92.4)  
Canoe or kayak (V92.5)  
Inflatable craft (nonpowered) (V92.6)  
Water-skis (V92.7)  
Other unpowered watercraft (V92.8)  
Unspecified watercraft (V92.9)

Accident onboard watercraft without accident to watercraft, not causing drowning and submersion (V93)

Merchant ship (V93.0)  
Passenger ship (V93.1)  
Fishing boat (V93.2)  
Other powered watercraft (V93.3)  
Sailboat (V93.4)  
Canoe or kayak (V93.5)  
Inflatable craft (nonpowered) (V93.6)  
Water-skis (V93.7)  
Other unpowered watercraft (V93.8)  
Unspecified watercraft (V93.9)

Other and unspecified water transport accidents (V94)

Merchant ship (V94.0)  
Passenger ship (V94.1)  
Fishing boat (V94.2)  
Other powered watercraft (V94.3)  
Sailboat (V94.4)  
Canoe or kayak (V94.5)  
Inflatable craft (nonpowered) (V94.6)  
Water-skis (V94.7)  
Other unpowered watercraft (V94.8)  
Unspecified watercraft (V94.9)

### **Air and space transport accidents (V95-V97)**

Accident to powered aircraft causing injury to occupant (V95)  
Helicopter accident injuring occupant (V95.0)  
Ultralight, microlight, or powered-glider accident injuring occupant (V95.1)  
Accident to other private fixed-wing aircraft, injuring occupant (V95.2)  
Accident to commercial fixed-wing aircraft, injuring occupant (V95.3)  
Spacecraft accident injuring occupant (V95.4)  
Other aircraft accidents injuring occupant (V95.8)  
Unspecified aircraft accident injuring occupant (V95.9)

Accident to nonpowered aircraft causing injury to occupant (V96)  
Balloon accident injuring occupant (V96.0)  
Hang-glider accident injuring occupant (V96.1)  
Glider (nonpowered) accident injuring occupant (V96.2)  
Other nonpowered-aircraft accidents injuring occupant (V96.8)  
Unspecified nonpowered-aircraft accident injuring occupant (V96.9)

Other specified air transport accidents (V97)  
Occupant of aircraft injured in other specified air transport accidents (V97.0)  
Person injured while boarding or alighting from aircraft (V97.1)  
Parachutist injured in air transport accident (V97.2)  
Person on ground injured in air transport accident (V97.3)  
Other air transport accidents, not elsewhere classified (V97.8)

### **Other and unspecified transport accidents (V98-V99)**

Other specified transport accidents (V98)

Unspecified transport accident (V99)

### **Other external causes of accidental injury (W00-X59)**

#### **Falls (W00-W19)**

Fall on same level involving ice and snow (W00)  
Fall on same level from slipping, tripping, and stumbling (W01)  
Fall involving ice skates, skis, roller skates, or skateboards (W02)  
Other fall on same level due to collision with, or pushing by, another person (W03)  
Fall while being carried or supported by other persons (W04)  
Fall involving wheelchair (W05)  
Fall involving bed (W06)  
Fall involving chair (W07)  
Fall involving other furniture (W08)  
Fall involving playground equipment (W09)  
Fall on and from stairs and steps (W10)  
Fall on and from ladder (W11)  
Fall on and from scaffolding (W12)  
Fall from, out of, or through building or structure (W13)  
Fall from tree (W14)  
Fall from cliff (W15)  
Diving or jumping into water causing injury other than drowning or submersion (W16)

Other fall from one level to another (W17)

Other fall on same level (W18)

Unspecified fall (W19)

**Exposure to inanimate mechanical forces (W20-W49)**

Struck by thrown, projected, or falling object (W20)

Striking against or struck by sports equipment (W21)

Striking against or struck by other objects (W22)

Caught, crushed, jammed, or pinched in or between objects (W23)

Contact with lifting and transmission devices, not elsewhere classified (W24)

Contact with sharp glass (W25)

Contact with knife, sword, or dagger (W26)

Contact with nonpowered hand tool (W27)

Contact with powered lawn mower (W28)

Contact with other powered hand tools and household machinery (W29)

Contact with agricultural machinery (W30)

Contact with other and unspecified machinery (W31)

Handgun discharge (W32)

Rifle, shotgun, and larger firearm discharge (W33)

Discharge from other and unspecified firearms (W34)

Explosion and rupture of boiler (W35)

Explosion and rupture of gas cylinder (W36)

Explosion and rupture of pressurized tire, pipe, or hose (W37)

Explosion and rupture of other specified pressurized devices (W38)

Discharge of firework (W39)

Explosion of other materials (W40)

Exposure to high pressure jet (W41)

Exposure to noise (W42)

Exposure to vibration (W43)

Foreign body entering into or through eye or natural orifice (W44)

Foreign body or object entering through skin (W45)

Exposure to other and unspecified inanimate mechanical forces (W49)

**Exposure to animate mechanical forces (W50-W64)**

Hit, struck, kicked, twisted, bitten, or scratched by another person (W50)

Striking against or bumped into by another person (W51)

Crushed, pushed, or stepped on by crowd or human stampede (W52)



Bitten by rat (W53)

Bitten or struck by dog (W54)

Bitten or struck by other mammals (W55)

Contact with marine animal (W56)

Bitten or stung by nonvenomous insect and other nonvenomous arthropods (W57)

Bitten or struck by crocodile or alligator (W58)

Bitten or crushed by other reptiles (W59)

Contact with plant thorns, spines, and sharp leaves (W60)

Exposure to other and unspecified animate mechanical forces (W64)

**Accidental drowning and submersion (W65-W74)**

Drowning and submersion while in bathtub (W65)

Drowning and submersion following fall into bathtub (W66)

Drowning and submersion while in swimming pool (W67)

Drowning and submersion following fall into swimming pool (W68)

Drowning and submersion while in natural water (W69)

Drowning and submersion following fall into natural water (W70)

Other specified drowning and submersion (W73)

Unspecified drowning and submersion (W74)

**Other accidental threats to breathing (W75-W84)**

Accidental suffocation and strangulation in bed (W75)

Other accidental hanging and strangulation (W76)

Threat to breathing due to cave-in, falling earth, and other substances (W77)

Inhalation of gastric contents (W78)

Inhalation and ingestion of food causing obstruction of respiratory tract (W79)

Inhalation and ingestion of other objects causing obstruction of respiratory tract (W80)

Confined to or trapped in a low-oxygen environment (W81)

Other specified threats to breathing (W83)

Unspecified threat to breathing (W84)

**Exposure to electric current, radiation and extreme ambient air temperature and pressure (W85-W99)**

Exposure to electric transmission lines (W85)

Exposure to other specified electric current (W86)

Exposure to unspecified electric current (W87)

Exposure to ionizing radiation (W88)

Exposure to man-made visible and ultraviolet light (W89)

Exposure to other nonionizing radiation (W90)

Exposure to unspecified type of radiation (W91)  
Exposure to excessive heat of man-made origin (W92)  
Exposure to excessive cold of man-made origin (W93)  
Exposure to high and low air pressure and changes in air pressure (W94)  
Exposure to other and unspecified man-made environmental factors (W99)

**Exposure to smoke, fire and flames (X00-X09)**

Exposure to uncontrolled fire in building or structure (X00)  
Exposure to uncontrolled fire, not in building or structure (X01)  
Exposure to controlled fire in building or structure (X02)  
Exposure to controlled fire, not in building or structure (X03)  
Exposure to ignition of highly flammable material (X04)  
Exposure to ignition or melting of nightwear (X05)  
Exposure to ignition or melting of other clothing and apparel (X06)  
Exposure to other specified smoke, fire, and flames (X08)  
Exposure to unspecified smoke, fire, and flames (X09)

**Contact with heat and hot substances (X10-X19)**

Contact with hot drinks, food, fats, and cooking oils (X10)  
Contact with hot tap water (X11)  
Contact with other hot fluids (X12)  
Contact with steam and hot vapors (X13)  
Contact with hot air and gases (X14)  
Contact with hot household appliances (X15)  
Contact with hot heating appliances, radiators, and pipes (X16)  
Contact with hot engines, machinery, and tools (X17)  
Contact with other hot metals (X18)  
Contact with other and unspecified heat and hot substances (X19)

**Contact with venomous animals and plants (X20-X29)**

Contact with venomous snakes and lizards (X20)  
Contact with venomous spiders (X21)  
Contact with scorpions (X22)  
Contact with hornets, wasps, and bees (X23)  
Contact with centipedes and venomous millipedes (tropical) (X24)  
Contact with other specified venomous arthropods (X25)  
Contact with venomous marine animals and plants (X26)  
Contact with other specified venomous animals (X27)

Contact with other specified venomous plants (X28)

Contact with unspecified venomous animal or plant (X29)

**Exposure to forces of nature (X30-X39)**

Exposure to excessive natural heat (X30)

Exposure to excessive natural cold (X31)

Exposure to sunlight (X32)

Victim of lightning (X33)

Victim of earthquake (X34)

Victim of volcanic eruption (X35)

Victim of avalanche, landslide, and other earth movements (X36)

Victim of cataclysmic storm (X37)

Victim of flood (X38)

Exposure to other and unspecified forces of nature (X39)

**Accidental poisoning by and exposure to noxious substances (X40-X49)**

Accidental poisoning by and exposure to nonopioid analgesics, antipyretics, and antirheumatics (X40)

Accidental poisoning by and exposure to antiepileptic, sedative-hypnotic, antiparkinsonism, and psychotropic drugs, not elsewhere classified (X41)

Accidental poisoning by and exposure to narcotics and psychodysleptics [hallucinogens], not elsewhere classified (X42)

Accidental poisoning by and exposure to other drugs acting on the autonomic nervous system (X43)

Accidental poisoning by and exposure to other and unspecified drugs, medicaments, and biological substances (X44)

Accidental poisoning by and exposure to alcohol (X45)

Accidental poisoning by and exposure to organic solvents and halogenated hydrocarbons and their vapors (X46)

Accidental poisoning by and exposure to other gases and vapors (X47)

Accidental poisoning by and exposure to pesticides (X48)

Accidental poisoning by and exposure to other and unspecified chemicals and noxious substances (X49)

**Overexertion, travel and privation (X50-X57)**

Overexertion and strenuous or repetitive movements (X50)

Travel and motion (X51)

Prolonged stay in weightless environment (X52)

Lack of food (X53)

Lack of water (X54)

Unspecified privation (X57)

**Accidental exposure to other and unspecified factors (X58-X59)**

Exposure to other specified factors (X58)

Exposure to unspecified factor (X59)

**Intentional self-harm (suicide) (X60-X84)**

Intentional self-poisoning (suicide) by and exposure to nonopioid analgesics, antipyretics, and antirheumatics (X60)

Intentional self-poisoning (suicide) by and exposure to antiepileptic, sedative-hypnotic, antiparkinsonism, and psychotropic drugs, not elsewhere classified (X61)

Intentional self-poisoning (suicide) by and exposure to narcotics and psychodysleptics [hallucinogens], not elsewhere classified (X62)

Intentional self-poisoning (suicide) by and exposure to other drugs acting on the autonomic nervous system (X63)

Intentional self-poisoning (suicide) by and exposure to other and unspecified drugs, medicaments, and biological substances (X64)

Intentional self-poisoning (suicide) by and exposure to alcohol (X65)

Intentional self-poisoning (suicide) by and exposure to organic solvents and halogenated hydrocarbons and their vapors (X66)

Intentional self-poisoning (suicide) by and exposure to other gases and vapors (X67)

Intentional self-poisoning (suicide) by and exposure to pesticides (X68)

Intentional self-poisoning (suicide) by and exposure to other and unspecified chemicals and noxious substances (X69)

Intentional self harm (suicide) by hanging, strangulation, and suffocation (X70)

Intentional self harm (suicide) by drowning and submersion (X71)

Intentional self harm (suicide) by handgun discharge (X72)

Intentional self harm (suicide) by rifle, shotgun, and larger firearm discharge (X73)

Intentional self harm (suicide) by other and unspecified firearm discharge (X74)

Intentional self harm (suicide) by explosive material (X75)

Intentional self harm (suicide) by smoke, fire, and flames (X76)

Intentional self harm (suicide) by steam, hot vapors, and hot objects (X77)

Intentional self harm (suicide) by sharp object (X78)

Intentional self harm (suicide) by blunt object (X79)

Intentional self harm (suicide) by jumping from a high place (X80)

Intentional self harm (suicide) by jumping or lying before moving object (X81)

Intentional self harm (suicide) by crashing of motor vehicle (X82)

Intentional self harm (suicide) by other specified means (X83)

Intentional self harm (suicide) by unspecified means (X84)

**Assault (homicide)(X85-Y09)**

Assault (homicide) by drugs, medicaments, and biological substances (X85)

Assault (homicide) by corrosive substance (X86)

Assault (homicide) by pesticides (X87)  
Assault (homicide) by gases and vapors (X88)  
Assault (homicide) by other specified chemicals and noxious substances (X89)  
Assault (homicide) by unspecified chemical or noxious substance (X90)  
Assault (homicide) by hanging, strangulation, and suffocation (X91)  
Assault (homicide) by drowning and submersion (X92)  
Assault (homicide) by handgun discharge (X93)  
Assault (homicide) by rifle, shotgun, and larger firearm discharge (X94)  
Assault (homicide) by other and unspecified firearm discharge (X95)  
Assault (homicide) by explosive material (X96)  
Assault (homicide) by smoke, fire, and flames (X97)  
Assault (homicide) by steam, hot vapors, and hot objects (X98)  
Assault (homicide) by sharp object (X99)  
Assault (homicide) by blunt object (Y00)  
Assault (homicide) by pushing from high place (Y01)  
Assault (homicide) by pushing or placing victim before moving object (Y02)  
Assault (homicide) by crashing of motor vehicle (Y03)  
Assault (homicide) by bodily force (Y04)  
Sexual assault (homicide) by bodily force (Y05)

Neglect and abandonment (Y06)  
By spouse or partner (Y06.0)  
By parent (Y06.1)  
By acquaintance or friend (Y06.2)  
By other specified persons (Y06.8)  
By unspecified person (Y06.9)

Other maltreatment syndromes (Y07)  
By spouse or partner (Y07.0)  
By parent (Y07.1)  
By acquaintance or friend (Y07.2)  
By official authorities (Y07.3)  
By other specified persons (Y07.8)  
By unspecified person (Y07.9)

Assault (homicide) by other specified means (Y08)

Assault (homicide) by unspecified means (Y09)

**Event of undetermined intent (Y10-Y34)**

Poisoning by and exposure to nonopioid analgesics, antipyretics, and antirheumatics, undetermined intent (Y10)

Poisoning by and exposure to antiepileptic, sedative-hypnotic, antiparkinsonism, and psychotropic drugs, not elsewhere classified, undetermined intent (Y11)

Poisoning by and exposure to narcotics and psychodysleptics [hallucinogens], not elsewhere classified, undetermined intent (Y12)

Poisoning by and exposure to other drugs acting on the autonomic nervous system, undetermined intent (Y13)

Poisoning by and exposure to other and unspecified drugs, medicaments, and biological substances, undetermined intent (Y14)

Poisoning by and exposure to alcohol, undetermined intent (Y15)

Poisoning by and exposure to organic solvents and halogenated hydrocarbons and their vapors, undetermined intent (Y16)

Poisoning by and exposure to other gases and vapors, undetermined intent (Y17)

Poisoning by and exposure to pesticides, undetermined intent (Y18)

Poisoning by and exposure to other and unspecified chemicals and noxious substances, undetermined intent (Y19)

Hanging, strangulation, and suffocation, undetermined intent (Y20)

Drowning and submersion, undetermined intent (Y21)

Handgun discharge, undetermined intent (Y22)

Rifle, shotgun, and larger firearm discharge, undetermined intent (Y23)

Other and unspecified firearm discharge, undetermined intent (Y24)

Contact with explosive material, undetermined intent (Y25)

Exposure to smoke, fire, and flames, undetermined intent (Y26)

Contact with steam, hot vapors, and hot objects, undetermined intent (Y27)

Contact with sharp object, undetermined intent (Y28)

Contact with blunt object, undetermined intent (Y29)

Falling, jumping, or pushed from a high place, undetermined intent (Y30)

Falling, lying, or running before or into moving object, undetermined intent (Y31)

Crashing of motor vehicle, undetermined intent (Y32)

Other specified events, undetermined intent (Y33)

Unspecified event, undetermined intent (Y34)

#### **Legal intervention and operations of war (Y35-Y36)**

##### Legal intervention (Y35)

Legal intervention involving firearm discharge (Y35.0)

Legal intervention involving explosives (Y35.1)

Legal intervention involving gas (Y35.2)

Legal intervention involving blunt objects (Y35.3)

Legal intervention involving sharp objects (Y35.4)

Legal execution (Y35.5)

Legal intervention involving other specified means (Y35.6)

Legal intervention, means unspecified (Y35.7)

##### Operations of war (Y36)

War operations involving explosion of marine weapons (Y36.0)

War operations involving destruction of aircraft (Y36.1)

War operations involving other explosions and fragments (Y36.2)

War operations involving fires, conflagrations, and hot substances (Y36.3)

War operations involving firearm discharge and other forms of conventional warfare (Y36.4)

War operations involving nuclear weapons (Y36.5)

War operations involving biological weapons (Y36.6)

War operations involving chemical weapons and other forms of unconventional warfare (Y36.7)

War operations occurring after cessation of hostilities (Y36.8)

War operations, unspecified (Y36.9)

## Complications of medical and surgical care (Y40-Y84)

### Drugs, medicaments and biological substances causing adverse effects in therapeutic use (Y40-Y59)

#### Systemic antibiotics (Y40)

- Penicillins (Y40.0)
- Cefalosporins and other  $\beta$ -lactam antibiotics (Y40.1)
- Chloramphenicol group (Y40.2)
- Macrolides (Y40.3)
- Tetracyclines (Y40.4)
- Aminoglycosides (Y40.5)
- Rifamycins (Y40.6)
- Antifungal antibiotics, systemically used (Y40.7)
- Other systemic antibiotics (Y40.8)
- Systemic antibiotic, unspecified (Y40.9)

#### Other systemic anti-infectives and antiparasitics (Y41)

- Sulfonamides (Y41.0)
- Antimycobacterial drugs (Y41.1)
- Antimalarials and drugs acting on other blood protozoa (Y41.2)
- Other antiprotozoal drugs (Y41.3)
- Anthelmintics (Y41.4)
- Antiviral drugs (Y41.5)
- Other specified systemic anti-infectives and antiparasitics (Y41.8)
- Systemic anti-infective and antiparasitic, unspecified (Y41.9)

#### Hormones and their synthetic substitutes and antagonists, not elsewhere classified (Y42)

- Glucocorticoids and synthetic analogs (Y42.0)
- Thyroid hormones and substitutes (Y42.1)
- Antithyroid drugs (Y42.2)
- Insulin and oral hypoglycemic [antidiabetic] drugs (Y42.3)
- Oral contraceptives (Y42.4)
- Other estrogens and progestogens (Y42.5)
- Antigonadotrophins, antiestrogens, antiandrogens, not elsewhere classified (Y42.6)
- Androgens and anabolic congeners (Y42.7)
- Other and unspecified hormones and their synthetic substitutes (Y42.8)
- Other and unspecified hormone antagonists (Y42.9)

#### Primarily systemic agents (Y43)

- Antiallergic and antiemetic drugs (Y43.0)
- Antineoplastic antimetabolites (Y43.1)
- Antineoplastic natural products (Y43.2)
- Other antineoplastic drugs (Y43.3)
- Immunosuppressive agents (Y43.4)
- Acidifying and alkalizing agents (Y43.5)
- Enzymes, not elsewhere classified (Y43.6)
- Other primarily systemic agents, not elsewhere classified (Y43.8)
- Primarily systemic agent, unspecified (Y43.9)

#### Agents primarily affecting blood constituents (Y44)

- Iron preparations and other anti-hypochromic-anemia preparations (Y44.0)
- Vitamin B12, folic acid, and other anti-megaloblastic-anemia preparations (Y44.1)
- Anticoagulants (Y44.2)
- Anticoagulant antagonists, vitamin K, and other coagulants (Y44.3)
- Antithrombotic drugs [platelet-aggregation inhibitors] (Y44.4)
- Thrombolytic drugs (Y44.5)
- Natural blood and blood products (Y44.6)
- Plasma substitutes (Y44.7)
- Other and unspecified agents affecting blood constituents (Y44.9)

#### Analgesics, antipyretics, and anti-inflammatory drugs (Y45)

- Opioids and related analgesics (Y45.0)
- Salicylates (Y45.1)
- Propionic acid derivatives (Y45.2)
- Other nonsteroidal anti-inflammatory drugs [NSAID] (Y45.3)
- Antirheumatics (Y45.4)
- 4-Aminophenol derivatives (Y45.5)
- Other analgesics, antipyretics, and anti-inflammatory drugs (Y45.8)
- Analgesic, antipyretic, and anti-inflammatory drug, unspecified (Y45.9)

Antiepileptics and antiparkinsonism drugs (Y46)

- Succinimides (Y46.0)
- Oxazolidinediones (Y46.1)
- Hydantoin derivatives (Y46.2)
- Deoxybarbiturates (Y46.3)
- Iminostilbenes (Y46.4)
- Valproic acid (Y46.5)
- Other and unspecified antiepileptics (Y46.6)
- Antiparkinsonism drugs (Y46.7)
- Antispasticity drugs (Y46.8)

Sedatives, hypnotics, and antianxiety drugs (Y47)

- Barbiturates, not elsewhere classified (Y47.0)
- Benzodiazepines (Y47.1)
- Chloral derivatives (Y47.2)
- Paraldehyde (Y47.3)
- Bromine compounds (Y47.4)
- Mixed sedatives and hypnotics, not elsewhere classified (Y47.5)
- Other sedatives, hypnotics, and antianxiety drugs (Y47.8)
- Sedative, hypnotic, and antianxiety drug, unspecified (Y47.9)

Anesthetics and therapeutic gases (Y48)

- Inhaled anesthetics (Y48.0)
- Parenteral anesthetics (Y48.1)
- Other and unspecified general anesthetics (Y48.2)
- Local anesthetics (Y48.3)
- Anesthetic, unspecified (Y48.4)
- Therapeutic gases (Y48.5)

Psychotropic drugs, not elsewhere classified (Y49)

- Tricyclic and tetracyclic antidepressants (Y49.0)
- Monoamine-oxidase-inhibitor antidepressants (Y49.1)
- Other and unspecified antidepressants (Y49.2)
- Phenothiazine antipsychotics and neuroleptics (Y49.3)
- Butyrophenone and thioxanthene neuroleptics (Y49.4)
- Other antipsychotics and neuroleptics (Y49.5)
- Psychodysleptics [hallucinogens] (Y49.6)
- Psychostimulants with abuse potential (Y49.7)
- Other psychotropic drugs, not elsewhere classified (Y49.8)
- Psychotropic drug, unspecified (Y49.9)

Central nervous system stimulants, not elsewhere classified (Y50)

- Analeptics (Y50.0)
- Opioid receptor antagonists (Y50.1)
- Methylxanthines, not elsewhere classified (Y50.2)
- Other central nervous system stimulants (Y50.8)
- Central nervous system stimulant, unspecified (Y50.9)

Drugs primarily affecting the autonomic nervous system (Y51)

- Anticholinesterase agents (Y51.0)
- Other parasympathomimetics [cholinergics] (Y51.1)
- Ganglionic blocking drugs, not elsewhere classified (Y51.2)
- Other parasympatholytics [anticholinergics and antimuscarinics] and spasmolytics, not elsewhere classified (Y51.3)
- Predominantly  $\alpha$ -adrenoreceptor agonists, not elsewhere classified (Y51.4)
- Predominantly  $\beta$ -adrenoreceptor agonists, not elsewhere classified (Y51.5)
- $\alpha$ -Adrenoreceptor antagonists, not elsewhere classified (Y51.6)
- $\beta$ -Adrenoreceptor antagonists, not elsewhere classified (Y51.7)
- Centrally acting and adrenergic-neuron-blocking agents, not elsewhere classified (Y51.8)
- Other and unspecified drugs primarily affecting the autonomic nervous system (Y51.9)

Agents primarily affecting the cardiovascular system (Y52)

- Cardiac-stimulant glycosides and drugs of similar action (Y52.0)
- Calcium-channel blockers (Y52.1)
- Other antidysrhythmic drugs, not elsewhere classified (Y52.2)
- Coronary vasodilators, not elsewhere classified (Y52.3)
- Angiotensin-converting-enzyme inhibitors (Y52.4)
- Other antihypertensive drugs, not elsewhere classified (Y52.5)
- Antihyperlipidemic and antiarteriosclerotic drugs (Y52.6)



- Peripheral vasodilators (Y52.7)
- Antivaricose drugs, including sclerosing agents (Y52.8)
- Other and unspecified agents primarily affecting the cardiovascular system (Y52.9)

Agents primarily affecting the gastrointestinal system (Y53)

- Histamine H2-receptor antagonists (Y53.0)
- Other antacids and anti-gastric-secretion drugs (Y53.1)
- Stimulant laxatives (Y53.2)
- Saline and osmotic laxatives (Y53.3)
- Other laxatives (Y53.4)
- Digestants (Y53.5)
- Antidiarrheal drugs (Y53.6)
- Emetics (Y53.7)
- Other agents primarily affecting the gastrointestinal system (Y53.8)
- Agent primarily affecting the gastrointestinal system, unspecified (Y53.9)

Agents primarily affecting water balance and mineral and uric acid metabolism (Y54)

- Mineralocorticoids (Y54.0)
- Mineralocorticoid antagonists [aldosterone antagonists] (Y54.1)
- Carbonic-anhydrase inhibitors (Y54.2)
- Benzothiadiazine derivatives (Y54.3)
- Loop [high-ceiling] diuretics (Y54.4)
- Other diuretics (Y54.5)
- Electrolytic, caloric, and water balance agents (Y54.6)
- Agents affecting calcification (Y54.7)
- Agents affecting uric acid metabolism (Y54.8)
- Mineral salts, not elsewhere classified (Y54.9)

Agents primarily acting on smooth and skeletal muscles and the respiratory system (Y55)

- Oxytocic drugs (Y55.0)
- Skeletal muscle relaxants [neuromuscular blocking agents] (Y55.1)
- Other and unspecified agents primarily acting on muscles (Y55.2)
- Antitussives (Y55.3)
- Expectorants (Y55.4)
- Anticommmon cold drugs (Y55.5)
- Antiasthmatics, not elsewhere classified (Y55.6)
- Other and unspecified agents primarily acting on the respiratory system (Y55.7)

Topical agents primarily affecting skin and mucous membrane and ophthalmological, otorhinolaryngological, and dental drugs (Y56)

- Local antifungal, anti-infective, and anti-inflammatory drugs, not elsewhere classified (Y56.0)
- Antipruritics (Y56.1)
- Local astringents and local detergents (Y56.2)
- Emollients, demulcents, and protectants (Y56.3)
- Keratolytics, keratoplastics, and other hair treatment drugs and preparations (Y56.4)
- Ophthalmological drugs and preparations (Y56.5)
- Otorhinolaryngological drugs and preparations (Y56.6)
- Dental drugs, topically applied (Y56.7)
- Other topical agents (Y56.8)
- Topical agent, unspecified (Y56.9)

Other and unspecified drugs and medicaments (Y57)

- Appetite depressants [anorectics] (Y57.0)
- Lipotropic drugs (Y57.1)
- Antidotes and chelating agents, not elsewhere classified (Y57.2)
- Alcohol deterrents (Y57.3)
- Pharmaceutical excipients (Y57.4)
- X-ray contrast media (Y57.5)
- Other diagnostic agents (Y57.6)
- Vitamins, not elsewhere classified (Y57.7)
- Other drugs and medicaments (Y57.8)
- Drug or medicament, unspecified (Y57.9)

Bacterial vaccines (Y58)

- BCG vaccine (Y58.0)
- Typhoid and paratyphoid vaccine (Y58.1)
- Cholera vaccine (Y58.2)
- Plague vaccine (Y58.3)
- Tetanus vaccine (Y58.4)
- Diphtheria vaccine (Y58.5)

Pertussis vaccine, including combinations with a pertussis component (Y58.6)  
Mixed bacterial vaccines, except combinations with a pertussis component (Y58.8)  
Other and unspecified bacterial vaccines (Y58.9)

Other and unspecified vaccines and biological substances (Y59)

Viral vaccines (Y59.0)  
Rickettsial vaccines (Y59.1)  
Protozoal vaccines (Y59.2)  
Immunoglobulin (Y59.3)  
Other specified vaccines and biological substances (Y59.8)  
Vaccine or biological substance, unspecified (Y59.9)

#### **Misadventures to patients during surgical and medical care (Y60-Y69)**

Unintentional cut, puncture, perforation, or hemorrhage during surgical and medical care (Y60)

During surgical operation (Y60.0)  
During infusion or transfusion (Y60.1)  
During kidney dialysis or other perfusion (Y60.2)  
During injection or immunization (Y60.3)  
During endoscopic examination (Y60.4)  
During heart catheterization (Y60.5)  
During aspiration, puncture, and other catheterization (Y60.6)  
During administration of enema (Y60.7)  
During other surgical and medical care (Y60.8)  
During unspecified surgical and medical care (Y60.9)

Foreign object accidentally left in body during surgical and medical care (Y61)

During surgical operation (Y61.0)  
During infusion or transfusion (Y61.1)  
During kidney dialysis or other perfusion (Y61.2)  
During injection or immunization (Y61.3)  
During endoscopic examination (Y61.4)  
During heart catheterization (Y61.5)  
During aspiration, puncture, and other catheterization (Y61.6)  
During removal of catheter or packing (Y61.7)  
During other surgical and medical care (Y61.8)  
During unspecified surgical and medical care (Y61.9)

Failure of sterile precautions during surgical and medical care (Y62)

During surgical operation (Y62.0)  
During infusion or transfusion (Y62.1)  
During kidney dialysis or other perfusion (Y62.2)  
During injection or immunization (Y62.3)  
During endoscopic examination (Y62.4)  
During heart catheterization (Y62.5)  
During aspiration, puncture, and other catheterization (Y62.6)  
During other surgical and medical care (Y62.8)  
During unspecified surgical and medical care (Y62.9)

Failure in dosage during surgical and medical care (Y63)

Excessive amount of blood or other fluid given during transfusion or infusion (Y63.0)  
Incorrect dilution of fluid used during infusion (Y63.1)  
Overdose of radiation given during therapy (Y63.2)  
Inadvertent exposure of patient to radiation during medical care (Y63.3)  
Failure in dosage in electroshock or insulin-shock therapy (Y63.4)  
Inappropriate temperature in local application and packing (Y63.5)  
Nonadministration of necessary drug, medicament, or biological substance (Y63.6)  
Failure in dosage during other surgical and medical care (Y63.8)  
Failure in dosage during unspecified surgical and medical care (Y63.9)

Contaminated medical or biological substances (Y64)

Contaminated medical or biological substance, transfused or infused (Y64.0)  
Contaminated medical or biological substance, injected or used for immunization (Y64.1)  
Contaminated medical or biological substance administered by other means (Y64.8)  
Contaminated medical or biological substance administered by unspecified means (Y64.9)

Other misadventures during surgical and medical care (Y65)

Mismatched blood used in transfusion (Y65.0)  
Wrong fluid used in infusion (Y65.1)  
Failure in suture or ligature during surgical operation (Y65.2)

Endotracheal tube wrongly placed during anesthetic procedure (Y65.3)  
Failure to introduce or to remove other tube or instrument (Y65.4)  
Performance of inappropriate operation (Y65.5)  
Other specified misadventures during surgical and medical care (Y65.8)

Nonadministration of surgical and medical care (Y66)

Unspecified misadventure during surgical and medical care (Y69)

**Medical devices associated with adverse incidents in diagnostic and therapeutic use (Y70-Y82)**

Anesthesiology devices associated with adverse incidents (Y70)

Diagnostic and monitoring devices (Y70.0)  
Therapeutic (nonsurgical) and rehabilitative devices (Y70.1)  
Prosthetic and other implants, materials, and accessory devices (Y70.2)  
Surgical instruments, materials, and devices (including sutures) (Y70.3)  
Miscellaneous devices, not elsewhere classified (Y70.8)

Cardiovascular devices associated with adverse incidents (Y71)

Diagnostic and monitoring devices (Y71.0)  
Therapeutic (nonsurgical) and rehabilitative devices (Y71.1)  
Prosthetic and other implants, materials, and accessory devices (Y71.2)  
Surgical instruments, materials, and devices (including sutures) (Y71.3)  
Miscellaneous devices, not elsewhere classified (Y71.8)

Otorhinolaryngological devices associated with adverse incidents (Y72)

Diagnostic and monitoring devices (Y72.0)  
Therapeutic (nonsurgical) and rehabilitative devices (Y72.1)  
Prosthetic and other implants, materials, and accessory devices (Y72.2)  
Surgical instruments, materials, and devices (including sutures) (Y72.3)  
Miscellaneous devices, not elsewhere classified (Y72.8)

Gastroenterology and urology devices associated with adverse incidents (Y73)

Diagnostic and monitoring devices (Y73.0)  
Therapeutic (nonsurgical) and rehabilitative devices (Y73.1)  
Prosthetic and other implants, materials, and accessory devices (Y73.2)  
Surgical instruments, materials, and devices (including sutures) (Y73.3)  
Miscellaneous devices, not elsewhere classified (Y73.8)

General hospital and personal-use devices associated with adverse incidents (Y74)

Diagnostic and monitoring devices (Y74.0)  
Therapeutic (nonsurgical) and rehabilitative devices (Y74.1)  
Prosthetic and other implants, materials, and accessory devices (Y74.2)  
Surgical instruments, materials, and devices (including sutures) (Y74.3)  
Miscellaneous devices, not elsewhere classified (Y74.8)

Neurological devices associated with adverse incidents (Y75)

Diagnostic and monitoring devices (Y75.0)  
Therapeutic (nonsurgical) and rehabilitative devices (Y75.1)  
Prosthetic and other implants, materials, and accessory devices (Y75.2)  
Surgical instruments, materials, and devices (including sutures) (Y75.3)  
Miscellaneous devices, not elsewhere classified (Y75.8)

Obstetric and gynecological devices associated with adverse incidents (Y76)

Diagnostic and monitoring devices (Y76.0)  
Therapeutic (nonsurgical) and rehabilitative devices (Y76.1)  
Prosthetic and other implants, materials, and accessory devices (Y76.2)  
Surgical instruments, materials, and devices (including sutures) (Y76.3)  
Miscellaneous devices, not elsewhere classified (Y76.8)

Ophthalmic devices associated with adverse incidents (Y77)

Diagnostic and monitoring devices (Y77.0)  
Therapeutic (nonsurgical) and rehabilitative devices (Y77.1)  
Prosthetic and other implants, materials, and accessory devices (Y77.2)  
Surgical instruments, materials, and devices (including sutures) (Y77.3)  
Miscellaneous devices, not elsewhere classified (Y77.8)

Radiological devices associated with adverse incidents (Y78)

Diagnostic and monitoring devices (Y78.0)  
Therapeutic (nonsurgical) and rehabilitative devices (Y78.1)

Prosthetic and other implants, materials, and accessory devices (Y78.2)  
Surgical instruments, materials, and devices (including sutures) (Y78.3)  
Miscellaneous devices, not elsewhere classified (Y78.8)

Orthopedic devices associated with adverse incidents (Y79)  
Diagnostic and monitoring devices (Y79.0)  
Therapeutic (nonsurgical) and rehabilitative devices (Y79.1)  
Prosthetic and other implants, materials, and accessory devices (Y79.2)  
Surgical instruments, materials, and devices (including sutures) (Y79.3)  
Miscellaneous devices, not elsewhere classified (Y79.8)

Physical medicine devices associated with adverse incidents (Y80)  
Diagnostic and monitoring devices (Y80.0)  
Therapeutic (nonsurgical) and rehabilitative devices (Y80.1)  
Prosthetic and other implants, materials, and accessory devices (Y80.2)  
Surgical instruments, materials, and devices (including sutures) (Y80.3)  
Miscellaneous devices, not elsewhere classified (Y80.8)

General- and plastic-surgery devices associated with adverse incidents (Y81)  
Diagnostic and monitoring devices (Y81.0)  
Therapeutic (nonsurgical) and rehabilitative devices (Y81.1)  
Prosthetic and other implants, materials, and accessory devices (Y81.2)  
Surgical instruments, materials, and devices (including sutures) (Y81.3)  
Miscellaneous devices, not elsewhere classified (Y81.8)

Other and unspecified medical devices associated with adverse incidents (Y82)  
Diagnostic and monitoring devices (Y82.0)  
Therapeutic (nonsurgical) and rehabilitative devices (Y82.1)  
Prosthetic and other implants, materials, and accessory devices (Y82.2)  
Surgical instruments, materials, and devices (including sutures) (Y82.3)  
Miscellaneous devices, not elsewhere classified (Y82.8)

**Surgical and other medical procedures as the cause of abnormal reaction of the patient, or of later complication, without mention of misadventure at the time of the procedure (Y83-Y84)**

Surgical operation and other surgical procedures as the cause of abnormal reaction of the patient, or of later complication, without mention of misadventure at the time of the procedure (Y83)  
Surgical operation with transplant of whole organ (Y83.0)  
Surgical operation with implant of artificial internal device (Y83.1)  
Surgical operation with anastomosis, bypass, or graft (Y83.2)  
Surgical operation with formation of external stoma (Y83.3)  
Other reconstructive surgery (Y83.4)  
Amputation of limb(s) (Y83.5)  
Removal of other organ (partial) (total) (Y83.6)  
Other surgical procedures (Y83.8)  
Surgical procedure, unspecified (Y83.9)

Other medical procedures as the cause of abnormal reaction of the patient, or of later complication, without mention of misadventure at the time of the procedure (Y84)  
Cardiac catheterization (Y84.0)  
Kidney dialysis (Y84.1)  
Radiological procedure and radiotherapy (Y84.2)  
Shock therapy (Y84.3)  
Aspiration of fluid (Y84.4)  
Insertion of gastric or duodenal sound (Y84.5)  
Urinary catheterization (Y84.6)  
Blood-sampling (Y84.7)  
Other medical procedures (Y84.8)  
Medical procedure, unspecified (Y84.9)

**Sequelae of external causes of morbidity and mortality (Y85-Y89)**

Sequelae of transport accidents (Y85)  
Sequelae of motor-vehicle accident (Y85.0)  
Sequelae of other and unspecified transport accidents (Y85.9)

Sequelae of other accidents (Y86)

Sequelae of intentional self harm, assault, and events of undetermined intent (Y87)  
Sequelae of intentional self harm (Y87.0)

Sequelae of assault (Y87.1)

Sequelae of events of undetermined intent (Y87.2)

Sequelae with surgical and medical care as external cause (Y88)

Sequelae of adverse effects caused by drugs, medicaments, and biological substances in therapeutic use (Y88.0)

Sequelae of misadventures to patients during surgical and medical procedures (Y88.1)

Sequelae of adverse incidents associated with medical devices in diagnostic and therapeutic use (Y88.2)

Sequelae of surgical and medical procedures as the cause of abnormal reaction of the patient, or of later complication, without mention of misadventure at the time of the procedure (Y88.3)

Sequelae of other external causes (Y89)

Sequelae of legal intervention (Y89.0)

Sequelae of war operations (Y89.1)

Sequelae of unspecified external cause (Y89.9)

# ICD-10\* RECODES

*Of Selected Causes of Death  
For Deaths Occurring in 1999 and Beyond*

- For purposes of publishing data on causes of death for 1999 and beyond, NCHS groups the data for selected ICD-10\* cause of death codes. Consequently each ICD-10 cause of death code is provided with a “recode” to indicate which group or data category a particular cause of death is associated with.
- This document presents the following 3 sets of recodes. These recodes are included along with the ICD-10 cause of death codes provided to NDI users.

**358 recodes** of selected causes of death

**113 recodes** of selected causes of death

**130 recodes** of selected causes of infant deaths

- **IMPORTANT:** ICD-9 recodes are used for deaths occurring from **1979 - 1998** and appear in a separate document entitled **ICD-9 Recodes**. The ICD-10 recodes are positioned in the same data fields used for the ICD 9 recodes; however, the ICD-9 recodes change as follows:
  - ◆ The **282** (ICD-9) recodes become the **358** (ICD-10) recodes.
  - ◆ The **72** (ICD-9) recodes become the **113** (ICD-10) recodes.
  - ◆ The **61** (ICD-9) recodes become the **130** (CD-10) recodes.

\* World Health Organization, International Statistical Classification of Diseases and Related Health Problems, Tenth Revision. Geneva: World Health Organization, 1992.

## ICD-10 RECODES OF 358 SELECTED CAUSES OF DEATH

Recode	ICD-10 Title and Code
00100	I. Certain infectious and parasitic diseases (A00-B99)
00200	Intestinal infectious diseases (A00-A09)
00300	Cholera (A00)
00400	Other intestinal infectious diseases (A01-A08)
00500	Typhoid fever (A01.0)
00600	Paratyphoid fevers and other salmonella infections (A01.1-A01.4,A02)
00700	Shigellosis (A03)
00800	Other bacterial food-borne intoxications (A05)
00900	Amebiasis (A06)
01000	Intestinal infections due to other specified organisms (A04,A07-A08)
01100	Diarrhea and gastroenteritis of infectious origin (A09)
01200	Tuberculosis (A16-A19)
01300	Respiratory tuberculosis (A16)
01400	Other tuberculosis (A17-A19)
01500	Zoonotic and other bacterial diseases (A20-A49)
01600	Plague (A20)
01700	Brucellosis (A23)
01800	Tetanus (A33-A35)
01900	Diphtheria (A36)
02000	Whooping cough (A37)
02100	Scarlet fever and erysipelas (A38,A46)
02200	Meningococcal infection (A39)
02300	Septicemia (A40-A41)
02400	Other zoonotic and bacterial diseases (A21-A22,A24-A32,A42-A44,A48-A49)
02500	Infections with a predominately sexual mode of transmission (A50-A64)
02600	Syphilis (A50-A53)
02700	Cardiovascular syphilis (A52.0)
02800	Neurosyphilis (A52.1-A52.3)
02900	Other and unspecified syphilis (A50-A51,A52.7-A52.9,A53)
03000	Gonococcal infection (A54)
03100	Other infections with a predominately sexual mode of transmission (A55-A64)
03200	Other infections caused by spirochetes, chlamydia or rickettsia (A65-A79)
03300	Lyme disease (A69.2)
03400	Typhus fever (A75)
03500	All other infections caused by spirochetes, chlamydia or rickettsia (A65-A68,A69.0-A69.1,A69.8-A69.9,A70-A74,A77-A79)
03600	Viral diseases (A80-B34)
03700	Acute poliomyelitis (A80)
03800	Rabies (A82)
03900	Arthropod-borne viral encephalitis (A83-A84,A85.2)
04000	Yellow fever (A95)
04100	Other and unspecified arthropod-borne viral and hemorrhagic fevers (A90-A94,A96-A99)
04200	Herpesviral (herpes simplex) infections (B00)
04300	Zoster (herpes zoster) (B02)
04400	Smallpox (B03)
04500	Measles (B05)
04600	Rubella (German measles) (B06)
04700	Viral hepatitis (B15-B19)
04800	Human immunodeficiency virus (HIV) disease (B20-B24)
04900	Human immunodeficiency virus (HIV) disease resulting in infectious and parasitic diseases (B20)
05000	Human immunodeficiency virus (HIV) disease resulting in malignant

## ICD-10 RECODES OF **358** SELECTED CAUSES OF DEATH

Recode	ICD-10 Title and Code
	neoplasms (B21)
05100	Human immunodeficiency virus (HIV) disease resulting in other specified diseases (B22)
05200	Human immunodeficiency virus (HIV) disease resulting in other conditions (B23)
05300	Unspecified human immunodeficiency virus (HIV) disease (B24)
05400	All other and unspecified viral diseases (A81,A85.0-A85.1,A85.8,A86-A89,B01,B04,B07-B09,B25-B34)
05500	Other and unspecified infectious and parasitic diseases and their sequelae (B35-B99)
05600	Mycoses (B35-B49)
05700	Protozoal diseases (B50-B64)
05800	Malaria (B50-B54)
05900	Leishmaniasis (B55)
06000	Trypanosomiasis (B56-B57)
06100	Pneumocystosis (B59)
06200	Other and unspecified protozoal diseases (B58,B60-B64)
06300	Helminthiasis (B65-B83)
06400	Schistosomiasis (bilharziasis) (B65)
06500	Other and unspecified helminthiasis (B66-B83)
06600	Sequelae of tuberculosis (B90)
06700	Sequelae of poliomyelitis (B91)
06800	All other and unspecified infectious and parasitic diseases and their sequelae (B85-B89,B92-B99)
06900	II. Neoplasms (C00-D48)
07000	Malignant neoplasms (C00-C97)
07100	Malignant neoplasms of lip, oral cavity and pharynx (C00-C14)
07200	Of lip (C00)
07300	Of tongue (C01-C02)
07400	Of pharynx (C10-C13,C14.0)
07500	Of other and unspecified sites within the lip, oral cavity and pharynx (C03-C09,C14.2-C14.8)
07600	Malignant neoplasms of digestive organs (C15-C26)
07700	Of esophagus (C15)
07800	Of stomach (C16)
07900	Of small intestine (C17)
08000	Of colon, rectum and anus (C18-C21)
08100	Colon (C18)
08200	Rectosigmoid junction and rectum (C19-C20)
08300	Anus and anus canal (C21)
08400	Of liver and intrahepatic bile ducts (C22)
08500	Liver (C22.0,C22.2-C22.9)
08600	Intrahepatic bile duct carcinoma (C22.1)
08700	Of gallbladder and extrahepatic bile ducts (C23-C24)
08800	Of pancreas (C25)
08900	Of other and ill-defined digestive organs (C26)
09000	Malignant neoplasms of respiratory and intrathoracic organs (C30-C39)
09100	Of nasal cavity, middle ear and accessory sinuses (C30-C31)
09200	Of larynx (C32)
09300	Of trachea, bronchus and lung (C33-C34)
09400	Of thymus, heart, mediastinum and pleura (C37-C38)
09500	Of other and ill-defined sites in respiratory system and intrathoracic organs (C39)



## ICD-10 RECODES OF **358** SELECTED CAUSES OF DEATH

Recode	ICD-10 Title and Code
09600	Malignant neoplasms of bone and articular cartilage (C40-C41)
09700	Melanoma and other malignant neoplasms of skin (C43-C44)
09800	Malignant melanoma of skin (C43)
09900	Other malignant neoplasms of skin (C44)
10000	Malignant neoplasms of mesothelial and soft tissue (C45-C49)
10100	Mesothelioma (C45)
10200	Kaposi's sarcoma (C46)
10300	Of other mesothelial and soft tissue (C47-C49)
10400	Malignant neoplasm of breast (C50)
10500	Malignant neoplasms of female genital organs (C51-C58)
10600	Of vulva and vagina (C51-C52)
10700	Of cervix uteri (C53)
10800	Of corpus uteri and uterus, part unspecified (C54-C55)
10900	Of ovary (C56)
11000	Of other and unspecified female genital organs (C57)
11100	Of placenta (C58)
11200	Malignant neoplasms of male genital organs (C60-C63)
11300	Of prostate (C61)
11400	Of testis (C62)
11500	Of penis and other and unspecified male genital organs (C60,C63)
11600	Malignant neoplasms of urinary tract (C64-C68)
11700	Of kidney and renal pelvis (C64-C65)
11800	Of bladder (C67)
11900	Of other and unspecified sites within the urinary tract (C66,C68)
12000	Malignant neoplasm of eye and adnexa (C69)
12100	Malignant neoplasms of meninges, brain and other parts of central nervous system (C70-C72)
12200	Of brain (C71)
12300	Of other parts of central nervous system (C70,C72)
12400	Malignant neoplasms of thyroid and other endocrine glands (C73-C75)
12500	Other malignant neoplasms of other and unspecified sites (C76-C80,C97)
12600	Malignant neoplasms of lymphoid, hematopoietic and related tissue (C81-C96)
12700	Hodgkin's disease (C81)
12800	Of other lymphoid, hematopoietic and related tissue (C82-C85,C96)
12900	Non-Hodgkin's lymphoma (C82-C85)
13000	Of other and unspecified lymphoid, hematopoietic and related tissue (C96)
13100	Malignant immunoproliferative diseases (C88)
13200	Multiple myeloma and malignant plasma cell neoplasms (C90)
13300	Leukemia (C91-C95)
13400	Lymphoid leukemia (C91)
13500	Myeloid leukemia (C92)
13600	Monocytic leukemia (C93)
13700	Other and unspecified leukemia (C94-C95)
13800	In situ neoplasms (D00-D09)
13900	Carcinoma in situ of breast and genitourinary system (D05-D07)
14000	Carcinoma in situ of other and unspecified sites (D00-D04,D09)
14100	Benign neoplasms (D10-D36)
14200	Of female genital organs (D25-D28)
14300	Of eye, brain and other parts of central nervous system (D31-D33)
14400	Of other and unspecified sites (D10-D24,D29-D30,D34-D36)
14500	Neoplasms of uncertain or unknown behavior of specified sites (D37-D47)
14600	Neoplasms of uncertain or unknown behavior of unspecified sites (D48)

## ICD-10 RECODES OF 358 SELECTED CAUSES OF DEATH

Recode	ICD-10 Title and Code
14700	III. Diseases of the blood and blood-forming organs and certain disorders involving the immune mechanism (D50-D89)
14800	Anemias (D50-D64)
14900	Nutritional anemias (D50-D53)
15000	Hemolytic anemias (D55-D59)
15100	Aplastic anemias (D60-D61)
15200	Acute posthemorrhagic and other anemias (D62,D64)
15300	Coagulation defects, purpura and other hemorrhagic conditions (D65-D69)
15400	Other diseases of blood and blood-forming organs (D70-D76)
15500	Certain disorders involving the immune mechanism (D80-D89)
15600	IV. Endocrine, nutritional and metabolic diseases (E00-E88)
15700	Endocrine diseases (E00-E34)
15800	Disorders of thyroid gland (E00-E07)
15900	Diabetes mellitus (E10-E14)
16000	Disorders of pituitary gland (E22-E23)
16100	Disorders of adrenal glands (E24-E27)
16200	Diseases of thymus (E32)
16300	Other endocrine diseases (E15-E21,E28-E31,E34)
16400	Nutritional diseases (E40-E68)
16500	Malnutrition (E40-E46)
16600	Nutritional marasmus (E41)
16700	Other and unspecified malnutrition (E40,E42-E46)
16800	Other nutritional deficiencies (E50-E64)
16900	Obesity and other hyperalimentation (E65-E68)
17000	Metabolic disorders (E70-E88)
17100	Cystic fibrosis (E84)
17200	Volume depletion, disorders of fluid, electrolyte and acid-base balance (E86-E87)
17300	Other metabolic disorders (E70-E83,E85,E88)
17400	V. Mental and behavioral disorders (F01-F99)
17500	Organic dementia (F01,F03)
17600	Other and unspecified organic mental disorders (F04-F09)
17700	Mental and behavioral disorders due to psychoactive substance use (F10-F19)
17800	Mental and behavioral disorders due to use of alcohol (F10)
17900	Mental and behavioral disorders due to other psychoactive substance use (F11-F19)
18000	Schizophrenia, schizotypal and delusional disorders (F20-F29)
18100	Mood (affective) disorders (F30-F39)
18200	Neurotic, stress-related and somatoform disorders (F40-F48)
18300	Mental retardation (F70-F79)
18400	Other and unspecified mental and behavioral disorders (F50-F69,F80-F99)
18500	VI. Diseases of the nervous system (G00-G98)
18600	Meningitis (G00,G03)
18700	Other inflammatory diseases of central nervous system (G04-G09)
18800	Parkinson's disease (G20-G21)
18900	Alzheimer's disease (G30)
190	Multiple sclerosis (G35)

## ICD-10 RECODES OF 358 SELECTED CAUSES OF DEATH

Recode	ICD-10 Title and Code
19100	Epilepsy (G40-G41)
19200	Transient cerebral ischemic attacks and related syndromes (G45)
19300	Infantile cerebral palsy (G80)
19400	All other diseases of nervous system (G10-G12,G23-G25,G31,G36-G37, G43-G44,G47-G72,G81-G98)
19500	VII. Diseases of the eye and adnexa (H00-H57)
19600	VIII. Diseases of the ear and mastoid process (H60-H93)
19700	IX. Diseases of the circulatory system (I00-I99)
19800	Acute rheumatic fever and chronic rheumatic heart diseases (I00-I09)
19900	Acute rheumatic fever (I00-I02)
20000	Chronic rheumatic heart diseases (I05-I09)
20100	Rheumatic mitral valve diseases (I05)
20200	Rheumatic aortic valve diseases (I06)
20300	Disorders of both mitral and aortic valves (I08.0)
20400	Other chronic rheumatic heart diseases (I07,I08.1-I08.9,I09)
20500	Hypertensive diseases (I10-I13)
20600	Essential (primary) hypertension (I10)
20700	Hypertensive heart disease (I11)
20800	Hypertensive renal disease (I12)
20900	Hypertensive heart and renal disease (I13)
21000	Ischemic heart diseases (I20-I25)
21100	Acute myocardial infarction (I21-I22)
21200	Other acute ischemic heart diseases (I24)
21300	Other forms of chronic ischemic heart disease (I20,I25)
21400	Atherosclerotic cardiovascular disease, so described (I25.0)
21500	All other forms of chronic ischemic heart disease (I20,I25.1-I25.9)
21600	Other heart diseases (I26-I51)
21700	Pulmonary heart disease and diseases of pulmonary circulation (I26-I28)
21800	Pulmonary embolism (I26)
21900	Other pulmonary heart disease and diseases of pulmonary circulation (I27-I28)
22000	Other non-pulmonary forms of heart disease (I30-I51)
22100	Acute and subacute endocarditis (I33)
22200	Diseases of pericardium and acute myocarditis (I30-I31,I40)
22300	Other diseases of endocardium (I34-I38)
22400	Nonrheumatic mitral valve disorders (I34)
22500	Nonrheumatic aortic valve disorders (I35)
22600	All other diseases of endocardium (I36-I38)
22700	Cardiomyopathy (I42)
22800	Conduction disorders and cardiac dysrhythmias (I44-I49)
22900	Heart failure (I50)
23000	Congestive heart failure (I50.0)
23100	Other and unspecified heart failure (I50.1-I50.9)
23200	Myocarditis, unspecified and myocardial degeneration (I51.4-I51.5)
23300	All other and ill-defined forms of heart disease (I50.0-I51.3,I51.6-I51.9)
23400	Cerebrovascular diseases (I60-I69)
23500	Subarachnoid hemorrhage (I60)
23600	Intracerebral and other intracranial hemorrhage (I61-I62)
23700	Cerebral infarction (I63)
23800	Stroke, not specified as hemorrhage or infarction (I64)

## ICD-10 RECODES OF 358 SELECTED CAUSES OF DEATH

Recode	ICD-10 Title and Code
23900	Other cerebrovascular diseases and their sequelae (I67,I69)
24000	Diseases of arteries, arterioles and capillaries (I70-I78)
24100	Atherosclerosis (I70)
24200	Aortic aneurysm and dissection (I71)
24300	Other diseases of arteries, arterioles and capillaries (I72-I78)
24400	Other disorders of circulatory system (I80-I99)
24500	Phlebitis, thrombophlebitis, venous embolism and thrombosis (I80-I82)
24600	All other and unspecified disorders of circulatory system (I83-I99)
24700	X. Diseases of the respiratory system (J00-J98)
24800	Acute upper respiratory infections (J00-J06)
24900	Acute pharyngitis and tonsillitis (J02-J03)
25000	Acute laryngitis and tracheitis (J04)
25100	Other and unspecified acute upper respiratory infections (J00-J01,J05-J06)
25200	Other diseases of the respiratory system (J10-J98)
25300	Influenza (J10-J11)
25400	Pneumonia (J12-J18)
25500	Viral pneumonia, not elsewhere classified (J12)
25600	Bacterial pneumonia (J13-J15)
25700	Pneumonia due to other or unspecified organisms (J16,J18)
25800	Other acute lower respiratory infections (J20-J22)
25900	Acute bronchitis and bronchiolitis (J20-J21)
26000	Unspecified acute lower respiratory infection (J22)
26100	Other diseases of upper respiratory tract (J30-J39)
26200	Chronic lower respiratory diseases (J40-J47)
26300	Bronchitis, chronic and unspecified, emphysema and asthma (J40-J46)
26400	Bronchitis, not specified as acute or chronic (J40)
26500	Chronic bronchitis (J41-J42)
26600	Emphysema (J43)
26700	Other chronic obstructive pulmonary disease (J44)
26800	Asthma (J45-J46)
26900	Bronchiectasis (J47)
27000	Lung diseases due to external agents (J60-J70)
27100	Pneumoconioses and chemical effects (J60-J66,J68)
27200	Pneumonitis due to solids and liquids (J69)
27300	Pneumonitis due to food and vomit (J69.0)
27400	Other pneumonitis due to solids and liquids (J69.1-J69.8)
27500	Other lung diseases due to external agents (J67,J70)
27600	Suppurative and necrotic conditions of lower respiratory tract (J85-J86)
27700	Pleural effusion and plaque (J90, J92)
27800	All other diseases of respiratory system (J80-J84,J93-J98)
27900	XI. Diseases of the digestive system (K00-K92)
28000	Diseases of oral cavity, salivary glands and jaws (K00-K14)
28100	Diseases of other parts of digestive system (K20-K92)
28200	Diseases of esophagus (K20-K22)
28300	Peptic ulcer (K25-K28)
28400	Gastric ulcer (K25)
28500	Duodenal ulcer (K26)
28600	Peptic ulcer, site unspecified (K27)

## ICD-10 RECODES OF 358 SELECTED CAUSES OF DEATH

Recode	ICD-10 Title and Code
28700	Gastrojejunal ulcer (K28)
28800	Gastritis and duodenitis (K29)
28900	Dyspepsia and other diseases of stomach and duodenum (K30-K31)
29000	Diseases of appendix (K35-K38)
29100	Hernia (K40-K46)
29200	Crohn's disease and ulcerative colitis (K50-K51)
29300	Vascular disorders and obstruction of intestine without hernia (K55-K56)
29400	Diverticular disease of intestine (K57)
29500	Other diseases of intestines and peritoneum (K52,K58-K63)
29600	Diseases of peritoneum (K65-K66)
29700	Diseases of liver (K70-K76)
29800	Alcoholic liver disease (K70)
29900	Chronic hepatitis, not elsewhere classified (K73)
30000	Fibrosis and cirrhosis of liver (K74)
30100	Other diseases of liver (K71-K72,K75-K76)
30200	Cholelithiasis and other disorders of gallbladder (K80-K82)
30300	Disorders of biliary tract and pancreas (K83-K86)
30400	Pancreatitis (K85,K86.0-K86.1)
30500	Other disorders of biliary tract and pancreas (K83,K86.2-K86.9)
30600	All other diseases of digestive system (K90,K92)
30700	XII. Diseases of the skin and subcutaneous tissue (L00-L98)
30800	Infections of skin and subcutaneous tissue (L00-L08)
30900	Other and unspecified diseases of skin and subcutaneous tissue (L10-L98)
31000	XIII. Diseases of the musculoskeletal system and connective tissue (M00-M99)
31100	Rheumatoid arthritis and related inflammatory polyarthropathies (M05-M08)
31200	Systemic lupus erythematosus (M32)
31300	Other arthropathies and related disorders (M00,M02,M10-M31,M33-M35)
31400	Dorsopathies (M40-M54)
31500	Soft tissue disorders (M60-M79)
31600	Osteopathies, chondropathies and other disorders of musculoskeletal system and connective tissue (M80-M99)
31700	Osteoporosis (M80-M81)
31800	Other osteopathies, chondropathies and disorders of musculoskeletal system and connective tissue (M83-M99)
31900	XIV. Diseases of the genitourinary system (N00-N98)
32000	Diseases of urinary system (N00-N39)
32100	Glomerular and renal tubulo-interstitial diseases (N00-N15)
32200	Glomerular diseases (N00-N07)
32300	Acute and rapidly progressive nephritic syndrome (N00-N01)
32400	Nephrotic syndrome (N04)
32500	Other and unspecified glomerular diseases (N02-N03,N05-N07)
32600	Renal tubulo-interstitial diseases (N10-N15)
32700	Renal failure (N17-N19)
32800	Urolithiasis (N20-N23)
32900	Other and unspecified disorders of kidney (N25-N27)

33000 Urinary tract infection, site not specified (N39.0)  
33100 Other diseases of urinary system (N28-N36,N39.1-N39.9)  
33200 Diseases of male genital organs (N40-N50)  
33300 Hyperplasia of prostate (N40)  
33400 Other diseases of male genital organs (N41-N50)  
33500 Disorders of breast (N60-N64)  
33600 Disorders of female genital organs (N70-N98)  
33700 Inflammatory diseases of female pelvic organs (N70-N76)  
33800 Noninflammatory disorders of female genital tract (N80-N98)  
  
33900 XV. Pregnancy, childbirth and the puerperium (000-099)  
  
34000 Pregnancy with abortive outcome (000-007)  
34100 Ectopic pregnancy (000)  
34200 Spontaneous abortion (003)  
34300 Medical abortion (004)  
34400 Other abortion (005)  
34500 Other and unspecified pregnancy with abortive outcome (001-002,006-007)  
34600 Other direct obstetric deaths (010-092)  
34700 Eclampsia and pre-eclampsia (011,013-016)  
34800 Hemorrhage of pregnancy and childbirth and placenta previa  
(020,044-046,067,072)  
34900 Complications predominately related to the puerperium (085-092)  
35000 Obstetric embolism (088)  
35100 Other complications predominately related to the puerperium  
(085-087,089-092)  
35200 All other direct obstetric causes  
(010,012,021-043,047-066,068-071,073-075)  
35300 Obstetric death of unspecified cause (095)  
35400 Other deaths related to pregnancy, childbirth and the puerperium  
(096-097)  
35500 Indirect obstetric deaths (098-099)  
  
35600 XVI. Certain conditions originating in the perinatal period  
(P00-P96)  
  
35700 Newborn affected by maternal factors and by complications of pregnancy,  
labor and delivery (P00-P04)  
35800 Disorders related to short gestation and low birth weight, not elsewhere  
classified (P07)  
35900 Birth trauma (P10-P15)  
36000 Intrauterine hypoxia and birth asphyxia (P20-P21)  
36100 Respiratory distress of newborn (P22)  
36200 Other respiratory conditions originating in the perinatal period  
(P23-P28)  
36300 Infections specific to the perinatal period (P35-P39)  
36400 Other and unspecified conditions originating in the perinatal period  
(P05,P08,P29,P50-P96)  
  
36500 XVII. Congenital malformations, deformations and chromosomal  
abnormalities (Q00-Q99)  
  
36600 Anencephaly and similar malformations (Q00)  
36700 Spina bifida (Q05)

## ICD-10 RECODES OF **358** SELECTED CAUSES OF DEATH

Recode	ICD-10 Title and Code
36800	All other congenital malformations of nervous system (Q01-Q04,Q06-Q07)
36900	Congenital malformations of heart (Q20-Q24)
37000	Other congenital malformations of circulatory system (Q25-Q28)
37100	Congenital malformations of respiratory system (Q30-Q34)
37200	Other congenital malformations and deformations (Q10-Q18,Q35-Q89)
37300	Down's syndrome (Q90)
37400	All other chromosomal abnormalities, not elsewhere classified (Q91-Q99)
37500	XVIII.    Symptoms, signs and abnormal clinical and laboratory findings, not elsewhere classified (R00-R99)
37600	Senility (R54)
37700	Ill-defined and unknown causes of mortality (R95-R99)
37800	Sudden infant death syndrome (R95)
37900	Other ill-defined and unknown causes of mortality (R96-R99)
38000	All other symptoms, signs and abnormal clinical and laboratory findings, not elsewhere classified (R00-R53,R55-R94)
38100	XX.    External causes of mortality (*U01-*U03,V01-Y89)
38200	Accidents (unintentional injuries) (V01-X59,Y85-Y86)
38300	Transport accidents (V01-V99,Y85)
38400	Railway accidents (V05,V15,V80.6,V81.2-V81.9)
38500	Motor vehicle accidents (V02-V04,V09.0,V09.2,V12-V14,V19.0-V19.2, V19.4-V19.6,V20-V79,V80.3-V80.5,V81.0-V81.1,V82.0-V82.1,V83-V86, V87.0-V87.8,V88.0-V88.8,V89.0,V89.2)
38600	Pedestrian involved in collision with motor vehicle (V02-V04)
38700	Pedalcyclist involved in collision with motor vehicle (V12-V14,V19.0-V19.2,V19.4-V19.6)
38800	Motorcyclist involved in any accident except collision with railway train (V20-V24,V26-V34,V36-V39)
38900	Motor vehicle accident involving collision with railway train (V25,V35,V45,V55,V65,V75,V81.0-V81.1,V87.6,V88.6)
39000	Motorcyclist involved in collision with railway train (V25,V35)
39100	Other motor vehicle accident involving collision with railway train (V45,V55,V65,V75,V81.0-V81.1,V87.6,V88.6)
39200	Occupant of motor vehicle involved in collision with other (non-motorized) road vehicle, streetcar, animal or pedestrian (V40-V41,V46-V47,V50-V51,V56-V57,V60-V61,V66-V67,V70-V71,V76-V77)
39300	Occupant of car, pickup truck or van involved in collision with other motor vehicle (V42-V44,V49,V52-V54,V59)
39400	Occupant of heavy transport vehicle or bus involved in collision with other motor vehicle (V62-V64,V69,V72-V74,V79)
39500	Occupant of motor vehicle involved in noncollision accident (V48,V58,V68,V78)
39600	Occupant of special-use motor vehicle involved in any accident (V83-V86)
39700	Other and unspecified motor vehicle accidents (V09.0,V09.2,V80.3-V80.5,V82.0-V82.1,V87.0-V87.5,V87.7-V87.8, V88.0-V88.5,V88.7-V88.8,V89.0,V89.2)
39800	Streetcar accidents (V82.2-V82.9)

## ICD-10 RECODES OF **358** SELECTED CAUSES OF DEATH

Recode	ICD-10 Title and Code
39900	Other and unspecified land transport accidents (V01,V06,V09.1,V09.3,V09.9,V10-V11,V16-V18,V19.3,V19.8-V19.9, V80.0-V80.2,V80.7-V80.9,V87.9,V88.9,V89.1,V89.3,V89.9)
40000	Water transport accidents (V90-V94)
40100	Air and space transport accidents (V95-V97)
40200	Other and unspecified transport accidents and their sequelae (V98-V99,Y85)
40300	Falls (W00-W19)
40400	Fall on same level (W00-W09,W18)
40500	Fall from one level to another (W10-W17)
40600	Unspecified fall (W19)
40700	Accidental discharge of firearms (W32-W34)
40800	Accidental explosion (W39-W40)
40900	Accidental drowning and submersion (W65-W74)
41000	Accidental inhalation and ingestion of food or other objects causing obstruction of respiratory tract (W78-W80)
41100	Other accidental and unspecified threats to breathing (W75-W77,W81-W84)
41200	Accidental exposure to electric current (W85-W87)
41300	Accidental exposure to radiation (W88-W91)
41400	Accidental exposure to smoke, fire and flames (X00-X09)
41500	Accidental contact with heat and hot substances (X10-X19)
41600	Lightning (X33)
41700	Earthquake, volcanic eruption, avalanche, landslide and other earth movements (X34-X36)
41800	Cataclysmic storm and flood (X37-X38)
41900	Accidental poisoning and exposure to noxious substances (X40-X49)
42000	Accidental poisoning by and exposure to drugs and other biological substances (X40-X44)
42100	Accidental poisoning by and exposure to other and unspecified solid or liquids substances (X45-X46,X48-X49)
42200	Accidental poisoning by and exposure to other gases and vapors (X47)
42300	All other and unspecified accidents and their sequelae (W20-W31,W35-W38,W41-W64,W92-W99,X20-X32,X39,X50-X59,Y86)
42400	Intentional self-harm (suicide) (*U03,X60-X84,Y87.0)
42500	Intentional self-poisoning (suicide) by and exposure to drugs and other biological substances (X60-X64)
42600	Intentional self-poisoning (suicide) by and exposure to other and unspecified solid or liquid substances and their vapors (X65-X66,X68-X69)
42700	Intentional self-poisoning (suicide) by and exposure to other gases and vapors (X67)
42800	Intentional self-harm (suicide) by hanging, strangulation and suffocation (X70)
42900	Intentional self-harm (suicide) by discharge of firearms (X72-X74)
43000	Intentional self-harm (suicide) by jumping from a high place (X80)
43100	Intentional self-harm (suicide) by all other and unspecified means and their sequelae (*U03,X71,X75-X79,X81-X84,Y87.0)
43200	Assault (homicide) (*U01-*U02,X85-Y09,Y87.1)
43300	Assault (homicide) by drugs, biological substances and other and unspecified noxious substances (*U01.6-*U01.7,X85-X90)
43400	Assault (homicide) by hanging, strangulation and suffocation (X91)
43500	Assault (homicide) by discharge of firearms (*U01.4,X93-X95)
43600	Assault (homicide) by sharp object (X99)



43700 Assault (homicide) by blunt object (Y00)  
 43800 Assault (homicide) by bodily force (Y04)  
 43900 Sexual assault (homicide) by bodily force (Y05)  
 44000 Neglect, abandonment and other maltreatment syndromes (Y06-Y07)  
 44100 Assault (homicide) by all other and unspecified means and their  
 sequelae (\*U01.0-\*U01.3,\*U01.5,\*U01.8-\*U01.9,\*U02,X92,X96-X98,  
 Y01-Y03,Y08-Y09,Y87.1)  
 44200 Event of undetermined intent (Y10-Y34,Y87.2,Y89.9)  
 44300 Poisoning by and exposure to drugs and biological substances,  
 undetermined intent (Y10-Y14)  
  
 44400 Poisoning by and exposure to other and unspecified solid or liquid  
 substance, undetermined intent (Y15-Y16,Y18-Y19)  
 44500 Poisoning by and exposure to other gases and vapors, undetermined  
 intent (Y17)  
 44600 Discharge of firearms, undetermined intent (Y22-Y24)  
 44700 Falling, jumping or pushed from a high place, undetermined intent (Y30)  
 44800 All other and unspecified events of undetermined intent and their  
 sequelae (Y20-Y21,Y25-Y29,Y31-Y34,Y87.2,Y89.9)  
 44900 Legal intervention (Y35,Y89.0)  
 45000 Legal execution (Y35.5)  
 45100 Other legal intervention and their sequelae  
 (Y35.0-Y35.4,Y35.6-Y35.7,Y89.0)  
 45200 Operations of war and their sequelae (Y36,Y89.1)  
 45300 Complications of medical and surgical care (Y40-Y84,Y88)  
 45400 Drugs, medicaments and biological substances causing adverse effects  
 in therapeutic use, and their sequelae (Y40-Y59,Y88.0)  
 45500 Misadventures to patients during medical and surgical care and their  
 sequelae (Y60-Y69,Y88.1)  
 45600 Other complications of medical and surgical care and their sequelae  
 (Y70-Y84,Y88.2-Y88.3)

## ICD-10 RECODES OF **113** SELECTED CAUSES OF DEATH

Recode	ICD-10 Title and Code
001	Salmonella infections (A01-A02)
002	Shigellosis and amebiasis (A03,A06)
003	Certain other intestinal infections (A04,A07-A09)
004	Tuberculosis (A16-A19)
005	Respiratory tuberculosis (A16)
006	Other tuberculosis (A17-A19)
007	Whooping cough (A37)
008	Scarlet fever and erysipelas (A38,A46)
009	Meningococcal infection (A39)
010	Septicemia (A40-A41)
011	Syphilis (A50-A53)
012	Acute poliomyelitis (A80)
013	Arthropod-borne viral encephalitis (A83-A84,A85.2)
014	Measles (B05)
015	Viral hepatitis (B15-B19)
016	Human immunodeficiency virus (HIV) disease (B20-B24)
017	Malaria (B50-B54)
018	Other and unspecified infectious and parasitic diseases and their sequelae (A00,A05,A20-A36,A42-A44,A48-A49,A54-A79,A81-A82, A85.0-A85.1,A85.8,A86-B04,B06-B09,B25-B49,B55-B99)
019	Malignant neoplasms (C00-C97)
020	Malignant neoplasms of lip, oral cavity and pharynx (C00-C14)
021	Malignant neoplasm of esophagus (C15)
022	Malignant neoplasm of stomach (C16)
023	Malignant neoplasms of colon, rectum and anus (C18-C21)
024	Malignant neoplasms of liver and intrahepatic bile ducts (C22)
025	Malignant neoplasm of pancreas (C25)
026	Malignant neoplasm of larynx (C32)
027	Malignant neoplasms of trachea, bronchus and lung (C33-C34)
028	Malignant melanoma of skin (C43)
029	Malignant neoplasm of breast (C50)
030	Malignant neoplasm of cervix uteri (C53)
031	Malignant neoplasms of corpus uteri and uterus, part unspecified (C54-C55)
032	Malignant neoplasm of ovary (C56)
033	Malignant neoplasm of prostate (C61)
034	Malignant neoplasms of kidney and renal pelvis (C64-C65)
035	Malignant neoplasm of bladder (C67)
036	Malignant neoplasms of meninges, brain and other parts of central nervous system (C70-C72)
037	Malignant neoplasms of lymphoid, hematopoietic and related tissue (C81-C96)
038	Hodgkin's disease (C81)
039	Non-Hodgkin's lymphoma (C82-C85)
040	Leukemia (C91-C95)
041	Multiple myeloma and immunoproliferative neoplasms (C88,C90)
042	Other and unspecified malignant neoplasms of lymphoid, hematopoietic and related tissue (C96)
043	All other and unspecified malignant neoplasms (C17,C23-C24,C26-C31, C37-C41,C44-C49,C51-C52,C57-C60,C62-C63,C66,C68-C69,C73-C80,C97)
044	In situ neoplasms, benign neoplasms and neoplasms of uncertain or unknown behavior (D00-D48)
045	Anemias (D50-D64)

## ICD-10 RECODES OF 113 SELECTED CAUSES OF DEATH

Recode	ICD-10 Title and Code
046	Diabetes mellitus (E10-E14)
047	Nutritional deficiencies (E40-E64)
048	Malnutrition (E40-E46)
049	Other nutritional deficiencies (E50-E64)
050	Meningitis (G00,G03)
051	Parkinson's disease (G20-G21)
052	Alzheimer's disease (G30)
053	Major cardiovascular diseases (I00-I78)
054	Diseases of heart (I00-I09,I11,I13,I20-I51)
055	Acute rheumatic fever and chronic rheumatic heart diseases (I00-I09)
056	Hypertensive heart disease (I11)
057	Hypertensive heart and renal disease (I13)
058	Ischemic heart diseases (I20-I25)
059	Acute myocardial infarction (I21-I22)
060	Other acute ischemic heart diseases (I24)
061	Other forms of chronic ischemic heart disease (I20,I25)
062	Atherosclerotic cardiovascular disease, so described (I25.0)
063	All other forms of chronic ischemic heart disease (I20,I25.1-I25.9)
064	Other heart diseases (I26-I51)
065	Acute and subacute endocarditis (I33)
066	Diseases of pericardium and acute myocarditis (I30-I31,I40)
067	Heart failure (I50)
068	All other forms of heart disease (I26-I28,I34-I38,I42-I49,I51)
069	Essential (primary) hypertension and hypertensive renal disease (I10,I12)
070	Cerebrovascular diseases (I60-I69)
071	Atherosclerosis (I70)
072	Other diseases of circulatory system (I71-I78)
073	Aortic aneurysm and dissection (I71)
074	Other diseases of arteries, arterioles and capillaries (I72-I78)
075	Other disorders of circulatory system (I80-I99)
076	Influenza and pneumonia (J10-J18)
077	Influenza (J10-J11)
078	Pneumonia (J12-J18)
079	Other acute lower respiratory infections (J20-J22)
080	Acute bronchitis and bronchiolitis (J20-J21)
081	Unspecified acute lower respiratory infection (J22)
082	Chronic lower respiratory diseases (J40-J47)
083	Bronchitis, chronic and unspecified (J40-J42)
084	Emphysema (J43)
085	Asthma (J45-J46)
086	Other chronic lower respiratory diseases (J44,J47)
087	Pneumoconioses and chemical effects (J60-J66,J68)
088	Pneumonitis due to solids and liquids (J69)
089	Other diseases of respiratory system (J00-J06,J30-J39,J67,J70-J98)
090	Peptic ulcer (K25-K28)
091	Diseases of appendix (K35-K38)
092	Hernia (K40-K46)
093	Chronic liver disease and cirrhosis (K70,K73-K74)
094	Alcoholic liver disease (K70)
095	Other chronic liver disease and cirrhosis (K73-K74)

## ICD-10 RECODES OF **113** SELECTED CAUSES OF DEATH

Recode	ICD-10 Title and Code
096	Cholelithiasis and other disorders of gallbladder (K80-K82)
097	Nephritis, nephrotic syndrome and nephrosis (N00-N07,N17-N19,N25-N27)
098	Acute and rapidly progressive nephritic and nephrotic syndrome (N00-N01,N04)
099	Chronic glomerulonephritis, nephritis and nephropathy not specified as acute or chronic, and renal sclerosis unspecified (N02-N03,N05-N07,N26)
100	Renal failure (N17-N19)
101	Other disorders of kidney (N25,N27)
102	Infections of kidney (N10-N12,N13.6,N15.1)
103	Hyperplasia of prostate (N40)
104	Inflammatory diseases of female pelvic organs (N70-N76)
105	Pregnancy, childbirth and the puerperium (O00-O99)
106	Pregnancy with abortive outcome (O00-O07)
107	Other complications of pregnancy, childbirth and the puerperium (O10-O99)
108	Certain conditions originating in the perinatal period (P00-P96)
109	Congenital malformations, deformations and chromosomal abnormalities (Q00-Q99)
110	Symptoms, signs and abnormal clinical and laboratory findings, not elsewhere classified (R00-R99)
111	All other diseases (Residual) (D65-E07,E15-E34,E65-F99,G04-G12,G23-G25, G31-H93,K00-K22,K29-K31,K50-K66,K71-K72,K75-K76,K83-M99,N13.0-N13.5, N13.7-N13.9,N14,N15.0,N15.8-N15.9,N20-N23,N28-N39,N41-N64,N80-N98)
112	Accidents (unintentional injuries) (V01-X59,Y85-Y86)
113	Transport accidents (V01-V99,Y85)
114	Motor vehicle accidents (V02-V04,V09.0,V09.2,V12-V14,V19.0-V19.2, V19.4-V19.6,V20-V79,V80.3-V80.5,V81.0-V81.1,V82.0-V82.1,V83-V86, V87.0-V87.8,V88.0-V88.8,V89.0,V89.2)
115	Other land transport accidents (V01,V05-V06,V09.1,V09.3-V09.9, V10-V11,V15-V18,V19.3,V19.8-V19.9,V80.0-V80.2,V80.6-V80.9, V81.2-V81.9,V82.2-V82.9,V87.9,V88.9,V89.1,V89.3,V89.9)
116	Water, air and space, and other and unspecified transport accidents and their sequelae (V90-V99,Y85)
117	Nontransport accidents (W00-X59,Y86)
118	Falls (W00-W19)
119	Accidental discharge of firearms (W32-W34)
120	Accidental drowning and submersion (W65-W74)
121	Accidental exposure to smoke, fire and flames (X00-X09)
122	Accidental poisoning and exposure to noxious substances (X40-X49)
123	Other and unspecified nontransport accidents and their sequelae (W20-W31,W35-W64,W75-W99,X10-X39,X50-X59,Y86)
124	Intentional self-harm (suicide) (*U03,X60-X84,Y87.0)
125	Intentional self-harm (suicide) by discharge of firearms (X72-X74)
126	Intentional self-harm (suicide) by other and unspecified means and their sequelae (*U03,X60-X71,X75-X84,Y87.0)
127	Assault (homicide) (*U01-*U02,X85-Y09,Y87.1)
128	Assault (homicide) by discharge of firearms (*U01.4,X93-X95)
129	Assault (homicide) by other and unspecified means and their sequelae (*U01.0-*U01.3,*U01.5-*U01.9,*U02,X85-X92,X96-Y09,Y87.1)
130	Legal intervention (Y35,Y89.0)
131	Events of undetermined intent (Y10-Y34,Y87.2,Y89.9)
132	Discharge of firearms, undetermined intent (Y22-Y24)

## ICD-10 RECODES OF 113 SELECTED CAUSES OF DEATH

### Recode ICD-10 Title and Code

133	Other and unspecified events of undetermined intent and their sequelae (Y10-Y21,Y25-Y34,Y87.2,Y89.9)
134	Operations of war and their sequelae (Y36,Y89.1)
135	Complications of medical and surgical care (Y40-Y84,Y88)

## ICD-10 RECODES OF **130** SELECTED CAUSES OF **INFANT** DEATH

Recode	ICD-10 Title and Code
001	Certain infectious and parasitic diseases (A00-B99)
002	Certain intestinal infectious diseases (A00-A08)
003	Diarrhea and gastroenteritis of infectious origin (A09)
004	Tuberculosis (A16-A19)
005	Tetanus (A33,A35)
006	Diphtheria (A36)
007	Whooping cough (A37)
008	Meningococcal infection (A39)
009	Septicemia (A40-A41)
010	Congenital syphilis (A50)
011	Gonococcal infection (A54)
012	Viral diseases (A80-B34)
013	Acute poliomyelitis (A80)
014	Varicella (chickenpox) (B01)
015	Measles (B05)
016	Human immunodeficiency virus (HIV) disease (B20-B24)
017	Mumps (B26)
018	Other and unspecified viral diseases (A81-B00,B02-B04,B06-B19,B25,B27-B34)
019	Candidiasis (B37)
020	Malaria (B50-B54)
021	Pneumocystosis (B59)
022	All other and unspecified infectious and parasitic diseases (A20-A32, A38,A42-A49,A51-A53,A55-A79,B35-B36,B38-B49,B55-B58,B60-B99)
023	Neoplasms (C00-D48)
024	Malignant neoplasms (C00-C97)
025	Hodgkin's disease and non-Hodgkin's lymphomas (C81-C85)
026	Leukemia (C91-C95)
027	Other and unspecified malignant neoplasms (C00-C80,C88,C90,C96-C97)
028	In situ neoplasms, benign neoplasms and neoplasms of uncertain or unknown behavior (D00-D48)
029	Diseases of the blood and blood-forming organs and certain disorders involving the immune mechanism (D50-D89)
030	Anemias (D50-D64)
031	Hemorrhagic conditions and other diseases of blood and blood-forming organs (D65-D76)
032	Certain disorders involving the immune mechanism (D80-D89)
033	Endocrine, nutritional and metabolic diseases (E00-E88)
034	Short stature, not elsewhere classified (E34.3)
035	Nutritional deficiencies (E40-E64)
036	Cystic fibrosis (E84)
037	Volume depletion, disorders of fluid, electrolyte and acid-base balance (E86-E87)
038	All other endocrine, nutritional and metabolic diseases (E00-E32,E34.0-E34.2,E34.4-E34.9,E65-E83,E85,E88)
039	Diseases of the nervous system (G00-G98)
040	Meningitis (G00,G03)
041	Infantile spinal muscular atrophy, type I (Werdnig-Hoffman) (G12.0)
042	Infantile cerebral palsy (G80)
043	Anoxic brain damage, not elsewhere classified (G93.1)
044	Other diseases of nervous system (G04,G06-G11,G12.1-G12.9,G20-G72,G81-G92,G93.0,G93.2-G93.9,G95-G98)
045	Diseases of the ear and mastoid process (H60-H93)

## ICD-10 RECODES OF **130** SELECTED CAUSES OF **INFANT** DEATH

Recode	ICD-10 Title and Code
046	Diseases of the circulatory system (I00-I99)
047	Pulmonary heart disease and diseases of pulmonary circulation (I26-I28)
048	Pericarditis, endocarditis and myocarditis (I30,I33,I40)
049	Cardiomyopathy (I42)
050	Cardiac arrest (I46)
051	Cerebrovascular diseases (I60-I69)
052	All other diseases of circulatory system (I00-I25,I31,I34-I38,I44-I45,I47-I51,I70-I99)
053	Diseases of the respiratory system (J00-J98)
054	Acute upper respiratory infections (J00-J06)
055	Influenza and pneumonia (J10-J18)
056	Influenza (J10-J11)
057	Pneumonia (J12-J18)
058	Acute bronchitis and acute bronchiolitis (J20-J21)
059	Bronchitis, chronic and unspecified (J40-J42)
060	Asthma (J45-J46)
061	Pneumonitis due to solids and liquids (J69)
062	Other and unspecified diseases of respiratory system (J22,J30-J39,J43-J44,J47-J68,J70-J98)
063	Diseases of the digestive system (K00-K92)
064	Gastritis, duodenitis, and noninfective enteritis and colitis (K29,K50-K55)
065	Hernia of abdominal cavity and intestinal obstruction without hernia (K40-K46,K56)
066	All other and unspecified diseases of digestive system (K00-K28,K30-K38,K57-K92)
067	Diseases of the genitourinary system (N00-N95)
068	Renal failure and other disorders of kidney (N17-N19,N25,N27)
069	Other and unspecified diseases of genitourinary system (N00-N15,N20-N23,N26,N28-N95)
070	Certain conditions originating in the perinatal period (P00-P96)
071	Newborn affected by maternal factors and by complications of pregnancy, labor and delivery (P00-P04)
072	Newborn affected by maternal hypertensive disorders (P00.0)
073	Newborn affected by other maternal conditions which may be unrelated to present pregnancy (P00.1-P00.9)
074	Newborn affected by maternal complications of pregnancy (P01)
075	Newborn affected by incompetent cervix (P01.0)
076	Newborn affected by premature rupture of membranes (P01.1)
077	Newborn affected by multiple pregnancy (P01.5)
078	Newborn affected by other maternal complications of pregnancy (P01.2-P01.4,P01.6-P01.9)
079	Newborn affected by complications of placenta, cord and membranes (P02)
080	Newborn affected by complications involving placenta (P02.0-P02.3)
081	Newborn affected by complications involving cord (P02.4-P02.6)
082	Newborn affected by chorioamnionitis (P02.7)
083	Newborn affected by other and unspecified abnormalities of membranes (P02.8-P02.9)
084	Newborn affected by other complications of labor and delivery (P03)
085	Newborn affected by noxious influences transmitted via placenta or breast milk (P04)

## ICD-10 RECODES OF **130** SELECTED CAUSES OF **INFANT** DEATH

Recode	ICD-10 Title and Code
086	Disorders related to length of gestation and fetal malnutrition (P05-P08)
087	Slow fetal growth and fetal malnutrition (P05)
088	Disorders related to short gestation and low birthweight, not elsewhere classified (P07)
089	Extremely low birthweight or extreme immaturity (P07.0,P07.2)
090	Other low birthweight or preterm (P07.1,P07.3)
091	Disorders related to long gestation and high birthweight (P08)
092	Birth trauma (P10-P15)
093	Intrauterine hypoxia and birth asphyxia (P20-P21)
094	Intrauterine hypoxia (P20)
095	Birth asphyxia (P21)
096	Respiratory distress of newborn (P22)
097	Other respiratory conditions originating in the perinatal period (P23-P28)
098	Congenital pneumonia (P23)
099	Neonatal aspiration syndromes (P24)
100	Interstitial emphysema and related conditions originating in the perinatal period (P25)
101	Pulmonary hemorrhage originating in the perinatal period (P26)
102	Chronic respiratory disease originating in the perinatal period (P27)
103	Atelectasis (P28.0-P28.1)
104	All other respiratory conditions originating in the perinatal period (P28.2-P28.9)
105	Infections specific to the perinatal period (P35-P39)
106	Bacterial sepsis of newborn (P36)
107	Omphalitis of newborn with or without mild hemorrhage (P38)
108	All other infections specific to the perinatal period (P35,P37,P39)
109	Hemorrhagic and hematological disorders of newborn (P50-P61)
110	Neonatal hemorrhage (P50-P52,P54)
111	Hemorrhagic disease of newborn (P53)
112	Hemolytic disease of newborn due to isoimmunization and other perinatal jaundice (P55-P59)
113	Hematological disorders (P60-P61)
114	Syndrome of infant of a diabetic mother and neonatal diabetes mellitus (P70.0-P70.2)
115	Necrotizing enterocolitis of newborn (P77)
116	Hydrops fetalis not due to hemolytic disease (P83.2)
117	Other perinatal conditions (P29,P70.3-P70.9,P71-P76,P78-P81,P83.0-P83.1,P83.3-P83.9,P90-P96)
118	Congenital malformations, deformations and chromosomal abnormalities (Q00-Q99)
119	Anencephaly and similar malformations (Q00)
120	Congenital hydrocephalus (Q03)
121	Spina bifida (Q05)
122	Other congenital malformations of nervous system (Q01-Q02,Q04,Q06-Q07)
123	Congenital malformations of heart (Q20-Q24)
124	Other congenital malformations of circulatory system (Q25-Q28)
125	Congenital malformations of respiratory system (Q30-Q34)
126	Congenital malformations of digestive system (Q35-Q45)
127	Congenital malformations of genitourinary system (Q50-Q64)
128	Congenital malformations and deformations of musculoskeletal system, limbs and integument (Q65-Q85)



## ICD-10 RECODES OF **130** SELECTED CAUSES OF **INFANT** DEATH

Recode	ICD-10 Title and Code
129	Down's syndrome (Q90)
130	Edward's syndrome (Q91.0-Q91.3)
131	Patau's syndrome (Q91.4-Q91.7)
132	Other congenital malformations and deformations (Q10-Q18,Q86-Q89)
133	Other chromosomal abnormalities, not elsewhere classified (Q92-Q99)
134	Symptoms, signs and abnormal clinical and laboratory findings, not elsewhere classified (R00-R99)
135	Sudden infant death syndrome (R95)
136	Other symptoms, signs and abnormal clinical and laboratory findings, not elsewhere classified (R00-R53,R55-R94,R96-R99)
137	All other diseases (Residual) (F01-F99,H00-H57,L00-M99)
138	External causes of mortality (*U01,V01-Y84)
139	Accidents (unintentional injuries) (V01-X59)
140	Transport accidents (V01-V99)
141	Motor vehicle accidents (V02-V04,V09.0,V09.2,V12-V14, V19.0-V19.2,V19.4-V19.6,V20-V79,V80.3-V80.5,V81.0-V81.1, V82.0-V82.1,V83-V86,V87.0-V87.8,V88.0-V88.8,V89.0,V89.2)
142	Other and unspecified transport accidents (V01,V05-V06,V09.1,V09.3-V09.9,V10-V11,V15-V18,V19.3,V19.8-V19.9, V80.0-V80.2,V80.6-V80.9,V81.2-V81.9,V82.2-V82.9, V87.9,V88.9, V89.1,V89.3,V89.9,V90-V99)
143	Falls (W00-W19)
144	Accidental discharge of firearms (W32-W34)
145	Accidental drowning and submersion (W65-W74)
146	Accidental suffocation and strangulation in bed (W75)
147	Other accidental suffocation and strangulation (W76-W77,W81-W84)
148	Accidental inhalation and ingestion of food or other objects causing obstruction of respiratory tract (W78-W80)
149	Accidents caused by exposure to smoke, fire and flames (X00-X09)
150	Accidental poisoning and exposure to noxious substances (X40-X49)
151	Other and unspecified accidents (W20-W31,W35-W64,W85-W99,X10-X39,X50-X59)
152	Assault (homicide) (*U01,X85-Y09)
153	Assault (homicide) by hanging, strangulation and suffocation (X91)
154	Assault (homicide) by discharge of firearms (*U01.4,X93-X95)
155	Neglect, abandonment and other maltreatment syndromes (Y06-Y07)
156	Assault (homicide) by other and unspecified means (*U01.0-*U01.3,*U01.5-*U01.9,X85-X90,X92,X96-X99,Y00-Y05,Y08-Y09)
157	Complications of medical and surgical care (Y40-Y84)
158	Other external causes (X60-X84,Y10-Y36)